



Boys ①

WILDCAT TRACK AND FIELD

3200 - ALL B+G/JV/HS/FSU

MEET Mitty DATE 3-21-07

EVENT ~~3200~~ PRELIMS SEMIS **FINALS** (circle one)

⑥

| NAME & TIME | PLACE | NAME & TIME | PLACE |
|---------------------------|-------|----------------------|-------|
| HEAT | | HEAT | |
| 1 K. Daly 2 st | | 24 M Sinden - SI | |
| 2 <u>S. Morrison</u> - SI | | 25 A ESPARZA - SI | |
| 3 K O'Donnell - SI | | 26 Sleneg - SI | |
| 4 A Lee - M | | 27 R Yee - SI | |
| 5 T Olenko - M | | 28 R A... - SI | |
| 6 S Kuok - M | | DFS | |
| 7 S O'Donnell - SI | | 29 K IYED - M | |
| 8 P Chao - SI | | 31 N NIMS - M | |
| 9 E Vogelham - SI | | 32 A Borjola - M | |
| HEAT | | HEAT | |
| 11 M Thadani - SI | | 33 M Soleski... - SI | |
| 12 M Dejong - M | | 34 A Martinez | |
| 13 D Page - M | | 35 E B... - SI | |
| 14 P Bremen - M | | 36 R Avila - SI | |
| 15 J Koopman - M | | 37 A Yao - SI | |
| 16 P Grotty - M | | | |
| 17 M Vicks - M | | | |
| 18 T Palma - M | | | |
| 19 M Lelant - SI | | | |
| 20 D Marting - SI | | | |
| 21 R Aguirre - SI | | | |
| 22 | | | |

1-1
2-2
3-3
4-4
5-5
6-6
7-7
8-8
9-9

B
C

DL
SI

Finish - Results

Start: 2/5/2000 1:01:28:56.95

2

| Place | Id | Lane | First Name | Last Name | Affiliation | License | Time | Delta Time |
|-------|----------------|------|--------------|-----------|-------------|---------|----------|------------|
| 1 | BV | 24 | M. SNYDER | SI | | | 10:01.64 | 10:01.64 |
| 2 | BV | 12 | M DEJONG | M | | | 10:20.65 | 19.01 |
| 3 | BV | 25 | A ESPARZA | SI | | | 10:22.80 | 2.15 |
| 4 | BV | 19 | M. LELAND | SI | | | 10:37.11 | 14.31 |
| 5 | BV | 28 | R. ALUETTI | SI | | | 10:58.83 | 21.72 |
| 6 | BJV | 29 | K. IYER | M | | | 11:01.75 | 2.92 |
| 7 | BV | 13 | D. PAGE | M | | | 11:05.24 | 3.49 |
| 8 | BV | 21 | D. MARTINEZ | SI | | | 11:11.20 | 5.96 |
| 9 | BJV | 35 | P BIRSHNO | SI | | | 11:14.20 | 3.00 |
| 10 | BJV | 34 | A MARTINEZ | SI | | | 12:04.93 | 50.73 |
| 11 | BV | 17 | M YICKS | M | | | 12:11.43 | 6.50 |
| 12 | BV | 26 | S. LEUNG | SI | | | 12:11.67 | 0.24 |
| 13 | BJV | 36 | R AVILLA | SI | | | 12:13.73 | 2.06 |
| 14 | BJV | 33 | LI SEBASTIEN | SI | | | 12:16.97 | 3.24 |
| 15 | BV | 14 | P GREENW | M | | | 12:18.05 | 1.08 |
| 16 | BV | 22 | R AGUIRE | SI | | | 12:29.62 | 11.57 |
| 17 | BV | 15 | J. KOOPMAN | M | | | 12:44.59 | 14.97 |
| 18 | BV | 18 | T. PALMA | M | | | 12:44.86 | 0.27 |
| 19 | *GV | 1 | K DALY | SI | | | 12:45.21 | 0.35 |
| 20 | BV | 27 | R YEE | SI | | | 12:46.22 | 1.01 |
| 21 | *GV | 4 | A LEE | M | | | 12:50.14 | 3.92 |
| 22 | *GV | 2 | S M | SI | | | 12:58.46 | 8.32 |
| 23 | BJV | 32 | A GASIOLO | M | | | 13:13.51 | 15.05 |
| 24 | BJV | 31 | N THOMAS ? | M | | | 13:13.51 | 0.00 |
| 25 | GV | 7 | S O'DONAHUE | SI | | | 13:18.83 | 5.32 |
| 26 | GV | 3 | K O'DONAHUE | SI | | | 13:21.48 | 2.65 |
| 27 | GJV | 8 | P CHAO | SI | | | 13:29.13 | 7.65 |
| 28 | GJV | 11 | M THADONI | SI | | | 13:39.45 | 10.32 |
| 29 | BV | 16 | P GROTTO | M | | | 14:06.12 | 26.67 |
| 30 | BJV | 37 | A YAO | SI | | | 14:16.51 | 10.39 |
| 31 | GJV | 9 | G. VDSHEM | SI | | | 15:37.27 | 1:20.76 |
| 32 | GJV | 6 | S KWOK | M | | | 16:25.21 | 47.94 |
| 33 | GJV | 5 | T CHENROO | M | | | 16:27.92 | 2.71 |



WILDCAT TRACK AND FIELD

X = Make
O = MISS

MEET SI v. Mitty DATE 3-21-07

EVENT (circle one): HIGH JUMP POLE VAULT Mitty-Boys

| CONTESTANT | | HEIGHT OF BAR | | | | | | | | | | BEST EFFORT | |
|------------|----|---------------|------|----|------|-----|-------|-----|-------|-----|-------|-------------|-------|
| | | 8' | 8'6" | 9' | 9'6" | 10' | 10'6" | 11' | 11'6" | 12' | 12'6" | | |
| Waziri | SI | | | | | X | X | X | O | O | O | | 11' |
| - | | | | | | | | | | | | | |
| Kolchak | SI | | | X | X | X | O | O | O | O | O | | 10' |
| Eric | M | X | O | X | O | O | O | O | O | O | O | | 9' |
| Sabularo | SI | | | | | X | X | X | X | O | O | | 12' |
| | | | | | | | | | | | | | |
| Cahill | SI | | | X | X | X | O | O | O | O | O | | 10'6" |
| | | | | | | | | | | | | | |
| Mahoney | SI | | | | | X | X | O | X | O | O | | 11' |
| | | | | | | | | | | | | | |
| Bearline | SI | | | X | O | X | O | X | O | O | O | | 10'6" |
| | | | | | | | | | | | | | |
| | | | | | | | | | | | | | |
| | | | | | | | | | | | | | |
| | | | | | | | | | | | | | |
| | | | | | | | | | | | | | |
| | | | | | | | | | | | | | |
| | | | | | | | | | | | | | |
| | | | | | | | | | | | | | |
| | | | | | | | | | | | | | |

2nd
6th
1st PR
4th
3^d
5th



WILDCAT TRACK AND FIELD

x = make
o = miss

MEET SIV. Mitty DATE 3-21-07

EVENT (circle one): HIGH JUMP POLE VAULT FIS BOYS

| CONTESTANT | | HEIGHT OF BAR | | | | | | | | | | BEST EFFORT | |
|-------------|----|---------------|----|------|----|------|-----|-------|-----|-------|-----|-------------|-------|
| | | 7' | 8' | 8'6" | 9' | 9'6" | 10' | 10'6" | 11' | 11'6" | 12' | | |
| Nick Tose | SI | | | | | | X | X | X | oo | | | 11' |
| Matt Maig | SI | | | | | | X | X | X | oo | oo | | 11'6" |
| Camarota | M | X | oo | | | | | | | | | | 7' |
| Licadine | SI | | | | X | X | oo | | | | | | 9'6" |
| Jesus | M | oo | X | | | | | | | | | | 7' |
| Dill | SI | | X | X | X | X | X | oo | | | | | 10' |
| D. Giovanni | SI | X | oo | X | oo | | | | | | | | 8'6" |
| Lindstrom | SI | X | oo | oo | oo | | | | | | | | 8' |
| Giovanazzi | SI | | | | X | X | X | oo | | | | | 10' |
| | | | | | | | | | | | | | |
| | | | | | | | | | | | | | |
| | | | | | | | | | | | | | |
| | | | | | | | | | | | | | |
| | | | | | | | | | | | | | |
| | | | | | | | | | | | | | |
| | | | | | | | | | | | | | |
| | | | | | | | | | | | | | |
| | | | | | | | | | | | | | |
| | | | | | | | | | | | | | |
| | | | | | | | | | | | | | |

2nd
1st

3rd




WILDCAT TRACK AND FIELD

MEET Mitty Boys Varsity DATE _____

| EVENT (circle one): | CONTESTANT | SHOT | DISCUS | LONG JUMP | | | TRIPLE JUMP | BEST EFFORT | | | |
|---------------------|------------|------|-----------|---------------|------------|------------|-------------|-------------|--------|-----|-----|
| | | | | PRELIMINARIES | | | | | FINALS | | |
| | | | | 1st | 2nd | 3rd | | | 1st | 2nd | 3rd |
| ③ SI | Cashman | SI | F | F | 19'3 3/4" | | | 19'3 3/4" | | | |
| ② SI | Tom | SI | F | F | 17'1 1/2" | 19'9" | | 19'9" | | | |
| | Perata | M | 19'1 1/4" | F | 18'1 1/4" | F | | 19'1 1/4" | | | |
| ① SI | Tan | SI | F | 20'1" | F | 20'5 3/4" | | 20'5 3/4" | | | |
| | Ngo | M | 18'9 1/4" | 16'10 1/2" | 16'10 1/4" | 17'7" | | 18'9 1/4" | | | |
| | Debaruz | M | F | 16'10 1/2" | 16'7" | | | 16'10 1/2" | | | |
| T | Kwan | M | F | 15'9 1/2" | 16'2" | F | | | | | |
| T | King | M | F | F | 14'9" | 15'7 1/4" | | | | | |
| | Ievng | SI | 16'10" | 17'3" | 17'7 1/2" | 17'10 1/2" | | | | | |
| | Callahan | SI | 17'1" | F | 17'1" | | | | | | |
| | Tye | M | 13'3 1/2" | F | 14'9" | 14'8 1/2" | | | | | |
| | Wagner | M | 17'8 1/2" | 18'1 1/2" | 18'5 1/4" | F | | | | | |
| | Edin | M | F | | | | | | | | |
| | | | | | | | | | | | |
| | | | | | | | | | | | |
| | | | | | | | | | | | |
| | | | | | | | | | | | |
| | | | | | | | | | | | |
| | | | | | | | | | | | |
| | | | | | | | | | | | |
| | | | | | | | | | | | |

19'1 1/4"
17'3"

16'1 1/2"
17'1 1/2"



WILDCAT TRACK AND FIELD

MEET Mitty Boys - F/S DATE _____

EVENT (circle one): SHOT DISCUS LONG JUMP TRIPLE JUMP

| CONTESTANT | | PRELIMINARIES | | | FINALS | | | BEST EFFORT |
|------------|----|---------------|------------|------------|------------|-----|-----|-------------|
| | | 1st | 2nd | 3rd | 1st | 2nd | 3rd | |
| Fernandez | m | F | F | F | 13'11 1/4" | | | |
| Sertic | m | 14'3 1/2" | F | 13'10 1/2" | 13'11" | | | |
| McPeak | m | 14'10" | 15'1 1/4" | 14'10" | 14'10 1/2" | | | |
| D. Ten | SI | 16'4 1/4" | 15'1 1/2" | 17'4" | | | | |
| Cheung | m | F | F | 15'7 1/2" | 16'6 1/2" | | | |
| Camarota | m | 13'9 3/4" | 17'9 1/2" | 13'2" | 13'6 1/2" | | | |
| Massanti | SI | F | F | 17'2 1/2" | F | | | |
| Guggenheim | SI | 18'7 3/4" | 17'11 1/2" | 15'8" | 16'4 3/4" | | | |
| Menses | SI | 15'2 3/4" | 15'6 1/2" | 15'10" | 15'10 1/2" | | | |
| Arsenio | SI | 16'1 3/4" | 15'11 1/2" | 16'2 1/2" | 15'3 1/4" | | | |
| Simon | m | 15'2 1/2" | 15'4 1/2" | 15'1 1/4" | | | | |
| Robbins | m | 17'3" | 17'11 1/2" | F | 14'6 1/4" | | | |
| Fury | m | F | 15'7 3/4" | 16'2 1/2" | 17'8 1/4" | | | |
| Daldroff | m | | | | | | | |
| Dublin | m | 13'3 1/2" | 13'9 1/4" | | | | | |
| Harinera | m | F | 14'6 1/2" | F | 15'9 1/4" | | | |
| | | | | | | | | |
| | | | | | | | | |
| | | | | | | | | |

SI 3

SI 2

m 1



WILDCAT TRACK AND FIELD

SHOT


MEET High / Fresh-Soph Boys DATE 3-21-07

EVENT (circle one): SHOT DISCUS LONG JUMP TRIPLE JUMP

| CONTESTANT | | PRELIMINARIES | | | | FINALS | | | BEST EFFORT |
|---------------|----|---------------|------|-------|---|--------|------|------|-------------|
| | | 1st | 2nd | 3rd | | 1st | 2nd | 3rd | |
| Darwin | I | 31.4 | 30.1 | 32.6 | | | | | |
| * Tev Wright | M | 40.2 | 39.3 | 38.5 | 4 | 39.8 | 38.0 | 34.7 | 40.2 |
| Fedun | F | 30.3 | 30.0 | 31.7 | | | | | |
| Note Wright | F | 38.7 | 42.5 | 48.5 | 3 | F | 41.1 | 37.1 | 42.8 |
| Cummins | F | 32.3 | 34.7 | 32.3 | | | | | |
| Amick, A | M | 27.6 | 25.7 | 27.1 | | | | | |
| Frazier | F | 35.4 | 34.6 | 36.3 | | | | | |
| Rodrick | M | 28.2 | 28.9 | 29.7 | | | | | |
| Daly | F | 32.0 | 33.5 | 34.4 | | | | | |
| Flanagan | M | 33.9 | 31.4 | 31.1 | | | | | |
| Cremen | F | 35.7 | 37.8 | 35.6 | 6 | 34.2 | 35.4 | 36.3 | 37.8 |
| J. Murguia | M | 24.5 | 26.1 | 25.6 | | | | | |
| Bennett | F | 37.0 | 37.8 | 35.5 | | | | | |
| Walker | M | 26.1 | 29.0 | 28.2 | | | | | |
| Pasquali | F | 44.6 | 46.1 | 45.3 | 2 | 44.8 | 44.9 | 46.3 | 46.3 |
| * Eric Wanner | M | 39.4 | 36.9 | 35.4 | 5 | 40.3 | 39.5 | F | 40.3 |
| Wolch | F | 43.8 | 46.0 | 45.10 | 1 | 45.0 | 46.5 | 46.5 | 46.10 |
| Arens | M | 28.0 | 27.8 | 23.6 | | | | | |
| Urbano, N | SE | 30.5 | 28.9 | 29.3 | | | | | |

SI 8

M 1



WILDCAT TRACK AND FIELD


VARSITY BOYS

DISCUS

MEET MITTY DATE 3-21-07

| EVENT (circle one): | SHOT | DISCUS | | | LONG JUMP | TRIPLE JUMP | | | BEST EFFORT |
|---------------------|------|---------------|--------|-------|-----------|-------------|-------|--------|-------------|
| | | PRELIMINARIES | | | | FINALS | | | |
| | | 1st | 2nd | 3rd | | 1st | 2nd | 3rd | |
| BLOHM, C | SI | 113-2 | F | 122-2 | 141-5 | 132-5 | 134-9 | 141-5 | 2 |
| Ferdon, H | SI | 111-4 | 117-0 | 97-5 | 100-6 | 111-7 | 113-7 | 117-0 | |
| Fung, CJ | SI | 92-9 | 90-10 | 98-0 | 105-5 | 100-4 | 104-0 | 105-5 | |
| Shannon, J | SI | 125-10 | 125-1 | 125-6 | 125-0 | 121-9 | 125-6 | 125-10 | |
| Callan, M | SI | 113-8 | F | 100-7 | F | 98-0 | 105-4 | 113-8 | |
| Kosmas, M | SI | 147-5 | 149-8 | 148-0 | 142-3 | 129-4 | 125-5 | 149-8 | 1 |
| Dutertig, L | M | 126-7 | 124-10 | 117-8 | 123-10 | 107-1 | 126-7 | 126-7 | 3 |
| | | | | | | | | | |
| | | | | | | | | | |
| | | | | | | | | | |
| | | | | | | | | | |
| | | | | | | | | | |
| | | | | | | | | | |
| | | | | | | | | | |
| | | | | | | | | | |
| | | | | | | | | | |
| | | | | | | | | | |
| | | | | | | | | | |
| | | | | | | | | | |
| | | | | | | | | | |
| | | | | | | | | | |
| | | | | | | | | | |
| | | | | | | | | | |

SI 8
M 1



WILDCAT TRACK AND FIELD

FRESH/SOPH BOYS

MITT'Y; DISCUS

MEET _____ DATE 3-21-07

| EVENT (circle one): | SHOT | DISCUS | | | | LONG JUMP | | | TRIPLE JUMP | | BEST EFFORT |
|---------------------|------|---------------|-------|--------|---|-----------|-------|-------|-------------|-------|-------------|
| | | PRELIMINARIES | | | | FINALS | | | 3rd | | |
| | | 1st | 2nd | 3rd | | 1st | 2nd | | | | |
| Fitzpatrick, B. | SI | F | 86-9 | 89-0 | • | F | 83-5 | 89-5 | | 89-5 | ⚡ |
| Atwal, A. | M | 63-10 | 63-3 | F | | | | | | | |
| Li, D. | SI | F | F | F | | | | | | | |
| Flanigan, R. | M | 75-4 | F | 71-4 | | | | | | | |
| Ferdon, T. | SI | 89-11 | 80-1 | 85-4 | • | 83-1 | F | 88-7 | | 89-11 | |
| Arens, K. | M | 83-0 | 77-7 | 70-10 | | | | | | | |
| Graham, K. | SI | 77-0 | 75-4 | 95-9 | • | 94-8 | 96-10 | 89-1 | | 96-10 | |
| Pasquali, D. | SI | F | F | 86-2 | | | | | | | |
| Cremen, C. | SI | F | F | 96-7 | • | 86-5 | F | F | | 96-7 | |
| Welsh, W. | SI | 111-6 | 123-3 | 117-11 | • | 115-0 | 114-9 | F | | 123-3 | 1 |
| Park, M. | SI | 98-9 | F | 95-8 | • | F | 98-11 | 91-10 | | 98-11 | 2 |
| Daly, B. | SI | 83-9 | 92-2 | 80-10 | • | 87-4 | 85-9 | 97-10 | | 97-10 | 3 |
| | | | | | | | | | | | |
| | | | | | | | | | | | |
| | | | | | | | | | | | |
| | | | | | | | | | | | |
| | | | | | | | | | | | |
| | | | | | | | | | | | |
| | | | | | | | | | | | |

SI 9
M 0



WILDCAT TRACK AND FIELD

MEET Mitty DATE 3-21-07

EVENT BV 100 PRELIMS SEMIS FINALS (circle one)

| NAME & TIME | | PLACE | NAME & TIME | | PLACE |
|-------------|--------------------------|-------|-----------------|-------|-------------|
| HEAT ① | | | HEAT | | |
| 1 | S S TSUI -SI | | | 12.0 | |
| 2 | A Goodson -m | | | 11.75 | |
| 3 | J Mattern -SI | | | 11.07 | |
| 4 | T Trueson -m | | | 11.46 | |
| 5 | C Connely -SI | | | 11.09 | |
| 6 | R Go -m | | | | |
| HEAT ② | | | HEAT ② | | |
| 2 | R JONES -SI | FS | 2-T ABACCA -SI | 12.50 | |
| 3 | A DELCOURZ -m | | 3-R JONES -SI | 13.12 | - <u>FS</u> |
| 4 | B TIAN -SI | | 4-A DELCOURZ -m | | |
| 5 | | | 5-DTAW -SI | 11.94 | |

Finish - Results

16

Start: 2/5/2000 1:00:04:55.31

| Place | Id | Lane | First Name | Last Name | Affiliation | License | Time | Delta Time |
|-------|----|------|------------|-----------|-------------|---------|-------|------------|
| 1 | | 3 | J | Mezzera | SI | | 11.41 | 11.41 |
| 2 | | 5 | C | Conaely | SI | | 11.58 | 0.17 |
| 3 | | 4 | T | Trewson | Mitty | | 11.79 | 0.21 |
| 4 | | 2 | A | Gardson | Mitty | | 11.87 | 0.08 |
| 5 | | 6 | R | Go | Mitty | | 11.93 | 0.06 |
| 6 | | 1 | S | Tsu | SI | | 12.39 | 0.46 |

Finish - Results

Start: 2/5/2000 1:00:07:24.10

| Place | Id | Lane | First Name | Last Name | Affiliation | License | Time | Delta Time |
|-------|----|------|------------|-----------|-------------|---------|-------|------------|
| 1 | | 5 | D | Tan | SI | | 12.18 | 12.18 |
| 2 | | 4 | A | Delacruz | Mitty | | 12.47 | 0.29 |
| 3 | | 2 | T | Abellera | SI | | 12.72 | 0.25 |
| 4 | | 3 | R | Soves | SI | | 13.47 | 0.75 |

No Scoring

Finish - Results

18

Start: 2/5/2000 1:00:09:52.61

| Place | Id | Lane | First Name | Last Name | Affiliation | License | Time | Delta Time |
|-------|----|------|------------|-----------|-------------|---------|-------|------------|
| 1 | | 6 | D | Busy | Mitty | | 12.25 | 12.25 |
| 2 | | 3 | M | Kennedy | SI | | 12.30 | 0.05 |
| 3 | | 2 | N | Wright | Mitty | | 12.35 | 0.05 |
| 4 | | 5 | W | Bello | SI | | 12.43 | 0.08 |
| 5 | | 1 | J | Cullinen | SI | | 12.43 | 0.00 |
| 6 | | 4 | E | Savio | Mitty | | 12.73 | 0.30 |



WILDCAT TRACK AND FIELD

BV 200 = 2 Heats

MEET Mitty DATE 3-21-07

EVENT BV 200 PRELIMS SEMIS FINALS (circle one)

| NAME & TIME | PLACE | NAME & TIME | PLACE |
|--------------------|-------|-------------|-------|
| HEAT ① | | HEAT | |
| 1 J. Mazzeia - ST | | 22.53 | |
| 2 T. Reynolds - M | | 22.93 | |
| 3 C. Connolly - SP | | 23.44 | |
| 4 T. Novesari - M | | 24.11 | |
| 5 D. TAN - ST | | | |
| 6 L. Duferte - M | | 24.00 | |
| | | | |
| | | | |
| HEAT ② | | HEAT | |
| 1 S. Sui - SI | | 24.63 | |
| 2 R. Go - M | | 23.59 | |
| 3 R. Jones - SI | | 27.46 | |
| 4 Z. Bijelic - M | | 24.46 | |
| 5 A. Delacruz - M | | 25.37 | |
| | | | |
| | | | |

Finish - Results

20

Start: 2/5/2000 1:01:09:34.30

| Place | Id | Lane | First Name | Last Name | Affiliation | License | Time | Delta Time |
|-------|----|------|------------|-----------|-------------|---------|-------|------------|
| 1 | | 1 | J | Mezzera | SI | | 23.03 | 23.03 |
| 2 | | 2 | T | Reynolds | Mitty | | 23.30 | 0.27 |
| 3 | | 3 | C | Connolly | SI | | 24.07 | 0.77 |
| 4 | | 6 | L | Dntete | Mitty | | 24.31 | 0.24 |
| 5 | | 4 | T | Trevesin | Mitty | | 24.59 | 0.28 |
| 6 | | 5 | D | Tan | SI | | 25.13 | 0.54 |

Finish - Results

21

Start: 2/5/2000 1:01:12:12.83

| Place | Id | Lane | First Name | Last Name | Affiliation | License | Time | Delta Time |
|-------|----|------|------------|-----------|-------------|---------|-------|------------|
| 1 | | 2 | R | GO | M | | 24.35 | 24.35 |
| 2 | | 4 | Z | BIJELIE | M | | 24.81 | 0.46 |
| 3 | | 1 | S | SUI | SI | | 25.35 | 0.54 |
| 4 | | 5 | | | | | 26.03 | 0.68 |
| 5 | | 3 | | | | | 27.99 | 1.96 |

NO SCORING



WILDCAT TRACK AND FIELD

MEET Mitty DATE 3-21-07

EVENT BFS 200 PRELIMS SEMIS FINALS (circle one)

| NAME & TIME | PLACE | NAME & TIME | PLACE |
|--------------------|-------|-------------|-------|
| HEAT <u>1</u> | | HEAT | |
| 1 J Callinan - SI | | 24.50 | |
| 2 D Bush - M | | 24.94 | |
| 3 M Kennedy - SI | | 25.00 | |
| 4 E Saurio - M | | 26.13 | |
| 5 J Thilly - SI | | 24.62 | |
| 6 R Rodriguez - M | | | |
| HEAT <u>2</u> | | HEAT | |
| 1 W Bello - SI | | 25.07 | |
| 2 M Smith - M | | 27.21 | |
| 3 R Chavez - M | | 26.61 | |
| 4 T Aballeira - SI | | 26.18 | |

Finish - Results

23

Start: 2/5/2000 1:01:14:26.60

| Place | Id | Lane | First Name | Last Name | Affiliation | License | Time | Delta Time |
|-------|----|------|------------|-----------|-------------|---------|-------|------------|
| 1 | | 1 | J | CULLINAN | SI | | 25.04 | 25.04 |
| 2 | | 5 | J | THEIRY | SI | | 25.17 | 0.13 |
| 3 | | 2 | D | BUSH | M | | 25.40 | 0.23 |
| 4 | | 3 | M | KENNEDY | SI | | 25.67 | 0.27 |
| 5 | | 4 | E | SAVIO | M | | 26.46 | 0.79 |
| 6 | | 6 | R | RODENVICH | M | | 27.40 | 0.94 |

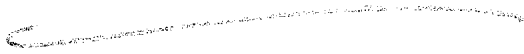
HEAT 2 OF 2
Finish - Results


24

Start: 2/5/2000 1:01:16:27.74

| Place | Id | Lane | First Name | Last Name | Affiliation | License | Time | Delta Time |
|-------|----|------|------------|-----------|-------------|---------|-------|------------|
| 1 | | 1 | W | BELLO | SI | | 25.52 | 25.52 |
| 2 | | 4 | F | ABALLERO? | SI | | 26.53 | 1.01 |
| 3 | | 3 | R | CHEUNG | M | | 27.30 | 0.77 |
| 4 | | 2 | M. | SMITH | M | | 27.65 | 0.35 |

NON-STOPPING





WILDCAT TRACK AND FIELD

2 HEATS BV 400

MEET Mitty DATE 3-21-07

EVENT BV 400 PRELIMS SEMIS FINALS (circle one)

| NAME & TIME | | PLACE | NAME & TIME | | PLACE |
|--------------|------------------|-------|-------------|--|-------|
| HEAT ① | | | HEAT | | |
| 1 | T Mezzera | SI | 51.56 | | 1 |
| 2 | L Duterte | M | 52.21 | | 2 |
| 3 | Z SIS | | | | |
| 3 | T Reynolds | M | 52.66 | | 3 |
| 4 | Z Bijelic | M | 59.35 | | 5 |
| 5 | T Lefebber | M | 55.93 | | 4 |
| HEAT ② | | | HEAT | | |
| 1 | M Pecora | M | 59.40 | | 2 |
| 2 | A Thielmann | M | 1.01.01 | | 3 |
| 3 | B Kupka | M | 59.00 | | 1 |

Finish - Results

26

Start: 2/4/2000 23:36:15.07

| Place | Id | Lane | First Name | Last Name | Affiliation | License | Time | Delta Time |
|-------|----|------|------------|-----------|-------------|---------|-------|------------|
| 1 | | 1 | T | Mezzera | SI | | 51.79 | 51.79 |
| 2 | | 2 | L | Duterte | Mitty | | 52.56 | 0.77 |
| 3 | | 3 | T | Reynolds | Mitty | | 53.06 | 0.50 |
| 4 | | 5 | T | Lefebvre | Mitty | | 56.05 | 2.99 |
| 5 | | 4 | Z | Bijelic | Mitty | | 59.62 | 3.57 |

Finish - Results

27

Start: 2/4/2000 23:38:52.10

| Place | Id | Lane | First Name | Last Name | Affiliation | License | Time | Delta Time |
|-------|----|------|------------|-----------|-------------|---------|---------|------------|
| 1 | | 3 | M | Pecoya | Mittu | | 59.37 | 59.37 |
| 2 | | 1 | A | Thielmann | Mittu | | 59.69 | 0.32 |
| 3 | | 2 | B | Kupka | Mittu | | 1:01.31 | 1.62 |

no scoring



WILDCAT TRACK AND FIELD

MEET A.Hy DATE 3-21-07

EVENT BFS 400 PRELIMS SEMIS FINALS (circle one)

| NAME & TIME | PLACE | NAME & TIME | PLACE |
|-----------------------|---------------|-----------------|---------|
| HEAT | | HEAT | |
| M Santos | SI | | |
| [scribble] | SI | | |
| [scribble] | SI | | |
| [scribble] | SI | | |
| [scribble] | SI | | |
| [scribble] | SI | | |
| HEAT ① | | HEAT ② | |
| J Thierry - SI | 55.96 | M Smith M | 1:03.46 |
| R Rodrick - M | 1:00.20 | A Nash SI | 1:00.34 |
| M Santos - SI | 55.401 | N Marani M | 59.88 |
| T Wright - M | 59.20 | B Borchert - SI | 1:00.48 |
| D Sarzabe - SI | 58.30 | | |

Finish - Results

29

Start: 2/4/2000 23:43:01.02

| Place | Id | Lane | First Name | Last Name | Affiliation | License | Time | Delta Time |
|-------|----|------|------------|-----------|-------------|---------|---------|------------|
| 1 | | 3 | M | Saurs | SI | | 56.10 | 56.10 |
| 2 | | 1 | J | Thierry | SI | | 56.23 | 0.13 |
| 3 | | 4 | T | Wri kwan | Mitty | | 57.52 | 1.29 |
| 4 | | 5 | D | Sarzaba | SI | | 58.51 | 0.99 |
| 5 | | 2 | R | Rodesick | Mitty | | 1:00.35 | 1.84 |

Finish - Results

30

Start: 2/4/2000 23:47:03.83

| Place | Id | Lane | First Name | Last Name | Affiliation | License | Time | Delta Time |
|-------|----|------|------------|-----------|-------------|---------|---------|------------|
| 1 | | 4 | N | Marani | Mitty | | 1:00.21 | 1:00.21 |
| 2 | | 3 | A | Nash | SI | | 1:00.63 | 0.42 |
| 3 | | 5 | B | Borchorn | SI | | 1:00.84 | 0.21 |
| 4 | | 2 | M | Smith | Mitty | | 1:03.62 | 2.78 |

no scoring



WILDCAT TRACK AND FIELD

✓ 2 HEATS

MEET Mitty DATE 3-21-07

EVENT UB 110m H141 PRELIMS SEMIS **FINALS** (circle one)

| NAME & TIME | PLACE | NAME & TIME | PLACE |
|---------------|-------|------------------------|-------|
| HEAT ① | | HEAT | |
| 1 C. Sebatme | M | | |
| 2 S. Ma | SI | | |
| 3 J. Campbell | M | | |
| 4 J. Strizich | SI | 15.27 16.27 | 1 |
| 5 T. Palma | M | | |
| HEAT ② | | HEAT | |
| 3 D. NGO | M | 18.88 | 1 |
| 4 D. Chu | SI | 20.50 | 2 |

Finish - Results

32

Start: 2/4/2000 23:09:26.23

| Place | Id | Lane | First Name | Last Name | Affiliation | License | Time | Delta Time |
|-------|----|------|------------|-----------|-------------|---------|-------|------------|
| 1 | | 4 | J | Strizich | SI | 5 | 16.27 | 16.27 |
| 2 | | 2 | S | Ma | SI | 3 | 16.85 | 0.58 |
| 3 | | 5 | T | Palms | Milly | 1 | 17.17 | 0.32 |
| 4 | | 3 | J | Compher | Milly | | 17.52 | 0.35 |
| 5 | | 1 | C | Sabolini | Milly | | 18.28 | 0.76 |

Finish - Results

33

Start: 2/4/2000 23:11:43.43

| Place | Id | Lane | First Name | Last Name | Affiliation | License | Time | Delta Time |
|-------|----|------|------------|-----------|-------------|---------|-------|------------|
| 1 | | 3 | D | Ngo | Mitty | | 19.19 | 19.19 |
| 2 | | 4 | D | Chu | SI | | 20.77 | 1.58 |

Non Scoring



WILDCAT TRACK AND FIELD

MEET Nitty DATE 3-21-07

EVENT 65m B HHS PRELIMS SEMIS FINALS (circle one)

| NAME & TIME | | PLACE | NAME & TIME | | PLACE |
|-------------|--------------------------|-------|-------------|--|-------|
| HEAT | | | HEAT | | |
| 1 | Z Solla Solla | M | 11.90 | | 3 |
| 2 | S. Shymanski | SI | 12.21 | | 4 |
| 3 | J. Simon | M | 12.89 | | 5 |
| 4 | M. Shymanski | SI | 11.43 | | 2 |
| 5 | S. Robbins | M | 10.97 | | 1 |
| HEAT | | | HEAT | | |
| | | | | | |
| | | | | | |
| | | | | | |
| | | | | | |
| | | | | | |
| | | | | | |
| | | | | | |
| | | | | | |
| | | | | | |
| | | | | | |
| | | | | | |
| | | | | | |
| | | | | | |
| | | | | | |
| | | | | | |
| | | | | | |
| | | | | | |
| | | | | | |

Finish - Results

35

Start: 2/4/2000 23:17:10.87

| Place | Id | Lane | First Name | Last Name | Affiliation | License | Time | Delta Time |
|-------|----|------|------------|-----------|-------------|---------|-------|------------|
| 1 | | 5 | S | Robbins | Milly | 5 | 11.32 | 11.32 |
| 2 | | 4 | M | Shymanski | SI | 3 | 11.53 | 0.21 |
| 3 | | 1 | Z | Solla | Milly | 1 | 12.22 | 0.69 |
| 4 | | 2 | S | Shymanski | SI | | 12.58 | 0.36 |
| 5 | | 3 | J | Simon | Milly | | 13.14 | 0.56 |



WILDCAT TRACK AND FIELD

MEET M. Hy DATE 3-21-07

EVENT VB 300IM PRELIMS SEMIS FINALS (circle one)

| NAME & TIME | PLACE | NAME & TIME | PLACE |
|---------------------|-------|-------------|-------|
| HEAT <u>1</u> | | HEAT | |
| 1 J Campbell - M | | 49.14 | |
| 2 J Strzoch - St | | 43.56 | |
| 3 T Palma - M | | 47.59 | |
| 4 S Ma - St | | 43.34 | |
| 5 C Schmitt - M | | 46.22 | |
| HEAT <u>2</u> | | HEAT | |
| 1 D Ohn - SI | | 48.34 | |
| 2 G Niedermayer - M | | 46.31 | |

Finish - Results

37

Start: 2/5/2000 1:00:47:49.67

| Place | Id | Lane | First Name | Last Name | Affiliation | License | Time | Delta Time |
|-------|----|------|------------|-----------|-------------|---------|-------|------------|
| 1 | | 5 | S | MA | SI | | 43.74 | 43.74 |
| 2 | | 3 | J | STRIZICH | SI | | 44.12 | 0.38 |
| 3 | | 6 | C | SABATINI | M | | 47.13 | 3.01 |
| 4 | | 4 | T | PALMA | M | | 47.93 | 0.80 |
| 5 | | 2 | J | CAMBELL | M | | 49.53 | 1.60 |

Finish - Results

38

Start: 2/5/2000 1:00:50:07.86

| Place | Id | Lane | First Name | Last Name | Affiliation | License | Time | Delta Time |
|-------|----|------|------------|------------|-------------|---------|-------|------------|
| 1 | | 3 | D | Ohn | SI | | 46.55 | 46.55 |
| 2 | | 2 | G | Miedermann | Mity | | 48.54 | 1.99 |

no scoring



WILDCAT TRACK AND FIELD

MEET M.Hy DATE 3-21-07

EVENT B FS 300 JM PRELIMS SEMIS FINALS (circle one)

| NAME & TIME | PLACE | NAME & TIME | PLACE |
|--------------------|-------|-------------|-------|
| HEAT | | HEAT | |
| 1. M. Shymanski SJ | | 48.25 | (2) |
| 2. S. Robbins m | | 46.63 (1) | (1) |
| 3. S. Shymanski SJ | | 56.59 | (3) |
| 4. Z Sola m | | 50.24 | (4) |
| HEAT | | HEAT | |
| | | | |
| | | | |
| | | | |
| | | | |
| | | | |
| | | | |
| | | | |
| | | | |
| | | | |
| | | | |
| | | | |
| | | | |
| | | | |
| | | | |
| | | | |
| | | | |
| | | | |
| | | | |
| | | | |
| | | | |
| | | | |
| | | | |

Finish - Results

40

Start: 2/5/2000 1:00:53:10.00

| Place | Id | Lane | First Name | Last Name | Affiliation | License | Time | Delta Time |
|-------|----|------|------------|-----------|-------------|---------|-------|------------|
| 1 | | 2 | S | ROBBINS | M | | 47.02 | 47.02 |
| 2 | | 1 | M | SHYMANSKI | SI | | 48.72 | 1.70 |
| 3 | | 4 | Z | SOLA | M | | 50.75 | 2.03 |
| 4 | | 3 | S | SHYMANSKI | SI | | 56.88 | 6.13 |



WILDCAT TRACK AND FIELD

MEET Mitty DATE 3-24-07

EVENT 4x100 PRELIMS SEMIS FINALS (circle one)

| NAME & TIME | PLACE | NAME & TIME | PLACE |
|----------------------|-------|-------------|-------|
| HEAT | | HEAT | |
| Mitty | 1 | | |
| SI | 2 | Mitty | |
| J Muzzera | | T Reynolds | |
| T Muzzera | | A Goodson | |
| D TAN | | T Truison | |
| C Connely | | Zlotku | |
| | | | |
| | | | |
| HEAT ³ SI | | HEAT | |
| w Delle | | ESAVIO | |
| M Kennedy | | T Wright | |
| M Schepis | | D Bush | |
| J Callinan | | V Wright | |
| | | | |
| | | | |
| | | | |
| | | | |
| | | | |
| | | | |
| | | | |

Boys
(V)

Boys
(FS)

Boys
(FS)

Boys

Finish - Results

Start: 2/4/2000 22:06:29.92

(42)

2000-01-07 2043

| Place | Id | Lane | First Name | Last Name | Affiliation | License | Time | Delta Time |
|-------|-----------|------|------------|-----------|-------------|---------|-------|------------|
| 1 | Mithy F J | 2 | | | | | 45.80 | 45.80 |
| 2 | SI Mithy | 3 | | | | | 47.44 | 1.64 |

Finish - Results

43

Start: 2/4/2000 22:09:55.44

| Place | Id | Lane | First Name | Last Name | Affiliation | License | Time | Delta Time |
|-------|-------|------|------------|-----------|-------------|---------|-------|------------|
| 1 | Mittz | 2 | | | | | 46.50 | 46.50 |
| 2 | SZ | 3 | | | | | 47.11 | 0.61 |



WILDCAT TRACK AND FIELD

MEET M.H.Y DATE 3-21-07

EVENT BV/FS 4/600R PRELIMS SEMIS FINALS (circle one)

| NAME & TIME | PLACE | NAME & TIME | PLACE |
|----------------|-------|----------------|-------|
| HEAT | | HEAT | |
| ST V | | SIV - C | |
| M L | | - S Poon | |
| ST JV | | - A Shaden | |
| M JV | | - T MESSIAH | |
| M V - 2:00 7pm | | M V - B Rifean | |
| ST V - 2 | | - T Palma | |
| ST V - 2 | | - G NICHOLS | |
| | | - J KOSMAN | |
| HEAT | | HEAT | |
| M V - B DUNN | | SIV - R BUIE | |
| R 60 | | - D SLOTT | |
| L DUNE | | - B BROOKS | |
| S KOSMAN | | - M SANSKY | |
| | | M 55 - D BUSH | |
| | | - E SANSKY | |
| | | - K HOFER | |
| | | - S SANSKY | |

1
2
3
4
5
6

Finish - Results

45

Start: 2/5/2000 1:02:00:32.36

| Place | Id | Lane | First Name | Last Name | Affiliation | License | Time | Delta Time |
|-------|----|------|------------------|-----------|-------------|---------|---------|------------|
| 1 | | 1 | SIV | | | | 3:37.65 | 3:37.65 |
| 2 | | 2 | MV | | | | 3:37.98 | 0.33 |
| 3 | | 6 | SIV ² | | | | 3:55.19 | 17.21 |
| 4 | | 5 | MV | | | | 3:55.95 | 0.76 |
| 5 | | 3 | SIJK | | | | 3:57.12 | 1.17 |
| 6 | | 7 | SIV ² | | | | 4:01.28 | 4.16 |
| 7 | | 4 | MJV | | | | 4:06.19 | 4.91 |

SIV - C. Connah
 S. Reedy
 A. Shchem
 T. Mezzwra

MV-2 - B. Dunney
 L. Go
 L. Duerst
 J. Kende II

MV B. Ridean
 T. Palma
 G. Niedersten
 J. Koupmen

SIJK R. Buick
 D. Sabaza
 B. Brown
 M. Sanny

MV - D. Busy
 - E. Savio
 - R. Loderick
 S. Robinson



WILDCAT TRACK AND FIELD

MEET Maty DATE 3-21-07

EVENT BV 800 PRELIMS SEMIS FINALS (circle one)

| NAME & TIME | PLACE | NAME & TIME | PLACE |
|------------------------|---------|-------------------------|-------|
| HEAT | | HEAT | |
| 1 B Dunley - m | | 2.05.22 | 1 |
| 2 B Ridgeman - m | | 2.06.75 | |
| 3 S Whalen - m | | | |
| 4 P. Grenier - m | | | |
| 5 G. Niedermaier - m | | | |
| 6 m Hicks - m | | | |
| 7 A Pomposo - m | | 2.10.79 | |
| 8 P. Crotti - m | | | |
| 9 S. Reaven - SJ | | 2.26.90 | |
| HEAT | | HEAT | |
| 11 K. Mendelme SJ | | 21 R. Yee SJ | |
| 12 S. Cotter SJ | | 21 R. Yee SJ | |
| 13 C. Viehweg SJ | 2.09.93 | 22 K. Sim SJ | |
| 14 m. Weland SJ | | 23 T. Mazzucchi SJ | |
| 15 G. Gandolfo SJ | | 24 R. Aguirre SJ | |
| 16 A. Esparza SJ | | | |
| 17 D. De... | | | |
| 17 D. Erdozain SJ | | | |
| 18 A. Hawley SJ | 2.09.53 | | |
| 19 m. Quinone SJ | | | |
| 21 R. Yee | | | |

Finish - Results

Start: 2/5/2000 1:00:22:05.61

(47)

| Place | Id | Lane | First Name | Last Name | Affiliation | License | Time | Delta Time |
|-------|----|------|------------|-----------|-------------|---------|---------|------------|
| 1 | | 1 | B | Durley | Mitty | | 2:05.48 | 2:05.48 |
| 2 | | 2 | B | Ridlean | Mitty | | 2:07.08 | 1.60 |
| 3 | | 9 | S | Leary | SI | | 2:07.36 | 0.28 |
| 4 | | 13 | C | Viehweg | SI | | 2:10.17 | 2.81 |
| 5 | | 7 | A | Pompono | Mitty | | 2:10.99 | 0.82 |
| 6 | | 3 | S | Whalen | Mitty | | 2:11.25 | 0.26 |
| 7 | | 4 | P | Greenen | Mitty | | 2:12.29 | 1.04 |
| 8 | | 6 | M | Hicks | Mitty | | 2:13.25 | 0.96 |
| 9 | | 12 | S | Cotter | SI | | 2:14.46 | 1.21 |
| 10 | | 14 | M | Leland | SI | | 2:15.52 | 1.06 |
| 11 | | 5 | G | Niederman | Mitty | | 2:15.56 | 0.04 |
| 12 | | 16 | A | Esparza | SI | | 2:15.91 | 0.35 |
| 13 | | 11 | K | Mandelin | SI | | 2:26.94 | 11.03 |
| 14 | | 24 | R | aguirre | SI | | 2:27.71 | 0.77 |
| 15 | | 15 | G | Giando Ho | SI | | 2:28.35 | 0.64 |
| 16 | | 8 | P | Crotti | Mitty | | 2:29.43 | 1.08 |
| 17 | | 17 | D | Erdozaine | SI | | 2:30.18 | 0.75 |
| 18 | | 18 | A | Howley | SI | | 2:31.41 | 1.23 |
| 19 | | 21 | R | Yee | SI | | 2:31.43 | 0.02 |
| 20 | | 23 | T | Mazzucchi | SI | | 2:35.63 | 4.20 |
| 21 | | 22 | K | Sin | SI | | 2:39.17 | 3.54 |
| 22 | | 19 | M | Quione | SI | | 2:43.40 | 4.23 |



WILDCAT TRACK AND FIELD

MEET Mitty DATE 3-21-07

EVENT BFS 800 PRELIMS SEMIS FINALS (circle one)


| NAME & TIME | PLACE | NAME & TIME | PLACE |
|--------------------|-------|-----------------|-------|
| HEAT | | HEAT | |
| 1 B Bujar - M | | | |
| 2 J Reisman - M | | | |
| 3 R Buick - SJ | | 2:14.43 | |
| 4 D Durrell - SJ | | | |
| 5 D Avila - SJ | | | |
| 6 M Sebastian - SJ | | 2:17.84 2:22.30 | |
| 7 J Short - M | | 2:17.14 | |
| 8 G Innes - SJ | | 2:10.32 | |
| 9 R Tursi - SJ | | | |
| HEAT | | HEAT | |
| 11 R Coen - SJ | | | |
| 12 A Martinez - SJ | | | |

Finish - Results

Start: 2/5/2000 1:00:28:06.61

49

| Place | Id | Lane | First Name | Last Name | Affiliation | License | Time | Delta Time |
|-------|----|------|------------|-----------|-------------|---------|---------|------------|
| 1 | | 8 | G | Innes | SI | | 2:10.55 | 2:10.55 |
| 2 | | 3 | R | Bukt | SI | | 2:14.72 | 4.17 |
| 3 | | 7 | J | Short | Mitty | | 2:17.49 | 2.77 |
| 4 | | 4 | D | Dnnl | SI | | 2:18.32 | 0.83 |
| 5 | | 6 | M | Sebastmw | SI | | 2:22.53 | 4.21 |
| 6 | | 5 | R | Arla | SI | | 2:23.53 | 1.00 |
| 7 | | 12 | A | Mertroz | SI | | 2:26.91 | 3.38 |
| 8 | | 2 | I | Roofman | Mitty | | 2:37.05 | 10.14 |
| 9 | | 1 | B | Bejar | Mitty | | 2:37.77 | 0.72 |
| 10 | | 9 | R | Turvi | SI | | 2:46.78 | 9.01 |
| 11 | | 11 | R | Coen | SI | | 2:58.13 | 11.35 |



WILDCAT TRACK AND FIELD

MEET ~~V B Mike~~ ^{M. Hg} DATE 3-21-07

EVENT V B Mike PRELIMS SEMIS FINALS (circle one)

| NAME & TIME | PLACE | NAME & TIME | PLACE |
|---------------------|---------------|-------------|-------|
| HEAT | | HEAT | |
| M. Hg | | | |
| 1 M Deans | M | 4.43.40 | 2 |
| 2 B Rideau | M | 4.51.63 | 5 |
| 3 D Page | M | | |
| 4 S Roavy | SI | 4.42.06 | 1 |
| S. G. H. | SI | | |
| 5 R. Gallegher | SI | | |
| 6 A Shchiminov | SI | 4.47.32 | 3 |
| 7 R. Falk | SI | | |
| HEAT | | HEAT | |
| 8 G. Gaudin | SI | | |
| 9 D. Martinez | SI | | |
| 11 K. Monahan | SI | | |
| 12 J. Lee | SI | | |
| 13 R. DINGEN | SI | | |
| 14 R. Anicett | SI | 4.48.87 | 4 |
| 15 K. Siu | SI | | |
| 16 S. Leung | SI | | |
| 17 M. Quinn | SI | | |
| 18 A. Howley | | | |

Finish - Results

37

Start: 2/5/2000 1:00:47:49.67

| Place | Id | Lane | First Name | Last Name | Affiliation | License | Time | Delta Time |
|-------|----|------|------------|-----------|-------------|---------|-------|------------|
| 1 | | 5 | S | MA | SI | | 43.74 | 43.74 |
| 2 | | 3 | J | STRIZICH | SI | | 44.12 | 0.38 |
| 3 | | 6 | C | SABATINI | M | | 47.13 | 3.01 |
| 4 | | 4 | T | PALMA | M | | 47.93 | 0.80 |
| 5 | | 2 | J | CAMBELL | M | | 49.53 | 1.60 |

Finish - Results

Start: 2/5/2000 1:00:50:07.86

| Place | Id | Lane | First Name | Last Name | Affiliation | License | Time | Delta Time |
|-------|----|------|------------|-------------|-------------|---------|-------|------------|
| 1 | | 3 | D | Chn | SI | | 46.55 | 46.55 |
| 2 | | 2 | G | Miedermajer | Mity | | 48.54 | 1.99 |

no scoring



WILDCAT TRACK AND FIELD

MEET M.Hy DATE 3-21-07

EVENT B FS 300 IM PRELIMS SEMIS FINALS (circle one)


| HEAT | NAME & TIME | PLACE | HEAT | NAME & TIME | PLACE |
|------|-----------------|-------|------|-------------|-------|
| 1. | M. Szymanski SJ | | | 48.25 | (2) |
| 2 | S. Robbins M | | | 46.63 (1) | (1) |
| 3 | S. Szymanski SJ | | | 56.59 | (3) |
| 4 | Z Sola M | | | 50.24 | (4) |
| | | | | | |
| | | | | | |
| | | | | | |
| | | | | | |
| | | | | | |
| | | | | | |
| | | | | | |
| | | | | | |
| | | | | | |
| | | | | | |
| | | | | | |
| | | | | | |
| | | | | | |
| | | | | | |
| | | | | | |
| | | | | | |
| | | | | | |
| | | | | | |
| | | | | | |
| | | | | | |

Finish - Results

40

Start: 2/5/2000 1:00:53:10.00

| Place | Id | Lane | First Name | Last Name | Affiliation | License | Time | Delta Time |
|-------|----|------|------------|-----------|-------------|---------|-------|------------|
| 1 | | 2 | S | ROBBINS | M | | 47.02 | 47.02 |
| 2 | | 1 | M | SHYMANSKI | SI | | 48.72 | 1.70 |
| 3 | | 4 | Z | SOLA | M | | 50.75 | 2.03 |
| 4 | | 3 | S | SHYMANSKI | SI | | 56.88 | 6.13 |



WILDCAT TRACK AND FIELD

MEET Mitty DATE 3-20-07

EVENT 4x100 PRELIMS SEMIS FINALS (circle one)

| NAME & TIME | PLACE | NAME & TIME | PLACE |
|-------------|-------|-------------|-------|
| HEAT | | HEAT | |
| Mitty | 1 | | |
| SI | 2 | mitty | |
| J Mezzera | | T Reynolds | |
| T Mezzera | | A Goodson | |
| D TAN | | T Trivison | |
| C Conroy | | Zlotku | |
| HEAT | | HEAT | |
| S | | | |
| SI | | ESAVIO | |
| W Delle | | T Wright | |
| M Kennedy | | D-Bash | |
| M Saylor | | V Wright | |
| J Cullinan | | | |

Boys

(V)

Boys

(FS)

Boys

(FS)

Boys

Finish - Results

Boys

42

Start: 2/4/2000 22:06:29.92

| Place | Id | Lane | First Name | Last Name | Affiliation | License | Time | Delta Time |
|-------|-------|------|------------|-----------|-------------|---------|-------|------------|
| 1 | Mitty | 2 | | | | | 45.80 | 45.80 |
| 2 | SI | 3 | | | | | 47.44 | 1.64 |

Finish - Results

Start: 2/4/2000 22:09:55.44

43

| Place | Id | Lane | First Name | Last Name | Affiliation | License | Time | Delta Time |
|-------|------|------|------------|-----------|-------------|---------|-------|------------|
| 1 | Mitt | 2 | | | | | 46.50 | 46.50 |
| 2 | SZ | 3 | | | | | 47.11 | 0.61 |



WILDCAT TRACK AND FIELD

MEET M.Hy DATE 3-21-07

EVENT BV/FS 5/600R PRELIMS SEMIS FINALS (circle one)

| NAME & TIME | PLACE | NAME & TIME | PLACE |
|---------------|-------|----------------|-------|
| HEAT | | HEAT | |
| ST V | | SIV - C Condon | |
| M V | | - S Reems | |
| ST JV | | - A Stokem | |
| M JV | | - T M... .. | |
| M V. ZAD 700 | | M V - B Rideau | |
| ST V. 2 | | - T Palma | |
| ST V. 2 | | - G Niedman | |
| | | - D K... .. | |
| HEAT | | HEAT | |
| | | SIV - R Buick | |
| M V B D... .. | | - D... .. | |
| R 60 | | - B... .. | |
| L... .. | | - M... .. | |
| S... .. | | M 60 - D Bush | |
| | | - S... .. | |
| | | - K... .. | |
| | | - S... .. | |

1
2
3
4
5
6

Finish - Results

Start: 2/5/2000 1:02:00:32.36

(45)

| Place | Id | Lane | First Name | Last Name | Affiliation | License | Time | Delta Time |
|-------|----|------|------------------|-----------|-------------|---------|---------|------------|
| 1 | | 1 | SIV | | | | 3:37.65 | 3:37.65 |
| 2 | | 2 | MV | | | | 3:37.98 | 0.33 |
| 3 | | 6 | SIV ² | | | | 3:55.19 | 17.21 |
| 4 | | 5 | MV | | | | 3:55.95 | 0.76 |
| 5 | | 3 | SIJK | | | | 3:57.12 | 1.17 |
| 6 | | 7 | SIV ² | | | | 4:01.28 | 4.16 |
| 7 | | 4 | MJV | | | | 4:06.19 | 4.91 |


SIV - C. Connah
 S. Ceely
 A. Shchem
 T. Mezzano

MV-2 - B. Durney
 L. Go
 L. Overton
 J. Kende II

MV B. Ridean
 T. Palma
 G. Niedersten
 J. Kouppen

SIJK R. Buick
 D. Sabaza
 B. Brown
 M. Sanny

MV - D. Busy
 - E. Savio
 - R. Koderick
 S. Robinson



WILDCAT TRACK AND FIELD

MEET MJHy DATE 3-21-07

EVENT BV 800 PRELIMS SEMIS **FINALS** (circle one)

| HEAT | NAME & TIME | PLACE | HEAT | NAME & TIME | PLACE |
|---------------|-----------------------|-------|------------------------|-------------|-------|
| 1 | B Dunkley - m | | | | |
| 2 | B Rideau - m | | 2.05.22 | | 1 |
| 3 | S Whalen - m | | 2.06.75 | | |
| 4 | P. Grenier - m | | | | |
| 5 | G. Niedermaier - m | | | | |
| 6 | M Hicks - m | | | | |
| 7 | A Pomposo - m | | 2.10.79 | | |
| 8 | P. Crotti - m | | | | |
| 9 | S. Reaven - SJ | | 2.26.90 | | |
| HEAT | | | HEAT | | |
| 11 | K. Mendelsohn SJ | | 21 R Yee SJ | | |
| 12 | S. Cotter SJ | | 21 R Yee SJ | | |
| 13 | C. Viehweg SJ 2.09.93 | | 22 K. Sin SJ | | |
| 14 | M. Welch SJ | | 23 T. Mazzurco SJ | | |
| 15 | G. Gandolfo SJ | | 24 R. Aguirre SJ | | |
| 16 | A. Esparza SJ | | | | |
| 17 | D. Doe | | | | |
| 17 | D. Erdozain SJ | | | | |
| 18 | A. Hawley SJ | | | | |
| 19 | M. Quinone SJ | | | | |
| 21 | R. Yee | | | | |

Finish - Results

Start: 2/5/2000 1:00:22:05.61

47

| Place | Id | Lane | First Name | Last Name | Affiliation | License | Time | Delta Time |
|-------|----|------|------------|------------|-------------|---------|---------|------------|
| 1 | | 1 | B | Durley | Mitty | | 2:05.48 | 2:05.48 |
| 2 | | 2 | B | Ridlean | Mitty | | 2:07.08 | 1.60 |
| 3 | | 9 | S | Leary | SI | | 2:07.36 | 0.28 |
| 4 | | 13 | C | Viehweg | SI | | 2:10.17 | 2.81 |
| 5 | | 7 | A | Pompono | Mitty | | 2:10.99 | 0.82 |
| 6 | | 3 | S | Whalen | Mitty | | 2:11.25 | 0.26 |
| 7 | | 4 | P | Grennen | Mitty | | 2:12.29 | 1.04 |
| 8 | | 6 | M | Thicks | Mitty | | 2:13.25 | 0.96 |
| 9 | | 12 | S | Cotter | SI | | 2:14.46 | 1.21 |
| 10 | | 14 | M | Leland | SI | | 2:15.52 | 1.06 |
| 11 | | 5 | G | Niedermain | Mitty | | 2:15.56 | 0.04 |
| 12 | | 16 | A | Esparza | SI | | 2:15.91 | 0.35 |
| 13 | | 11 | K | Mandelin | SI | | 2:26.94 | 11.03 |
| 14 | | 24 | R | aguirre | SI | | 2:27.71 | 0.77 |
| 15 | | 15 | G | Gundotto | SI | | 2:28.35 | 0.64 |
| 16 | | 8 | P | Crotti | Mitty | | 2:29.43 | 1.08 |
| 17 | | 17 | D | Erdozaine | SI | | 2:30.18 | 0.75 |
| 18 | | 18 | A | Howley | SI | | 2:31.41 | 1.23 |
| 19 | | 21 | R | Yee | SI | | 2:31.43 | 0.02 |
| 20 | | 23 | T | Mazzucchi | SI | | 2:35.63 | 4.20 |
| 21 | | 22 | K | Sin | SI | | 2:39.17 | 3.54 |
| 22 | | 19 | M | Quione | SI | | 2:43.40 | 4.23 |



WILDCAT TRACK AND FIELD

MEET Mitty DATE 3.21.07

EVENT BFS 800 PRELIMS SEMIS FINALS (circle one)

| NAME & TIME | PLACE | NAME & TIME | PLACE |
|--------------------|-------|-----------------|-------|
| HEAT | | HEAT | |
| 1 B Bujar - M | | | |
| 2 J Korman - M | | | |
| 3 R Buick - SJ | | 2:14.43 | |
| 4 D Dime - SJ | | | |
| 5 R Avila - SJ | | | |
| 6 M Sebastian - SJ | | 2:17.84 2:22.31 | |
| 7 J Short - M | | 2:17.14 | |
| 8 G James - SJ | | 2:10.32 | |
| 9 R Tursi - SJ | | | |
| HEAT | | HEAT | |
| 11 R Coen - SJ | | | |
| 12 A Matting - SJ | | | |

Finish - Results

Start: 2/5/2000 1:00:28:06.61

49

| Place | Id | Lane | First Name | Last Name | Affiliation | License | Time | Delta Time |
|-------|----|------|------------|-----------|-------------|---------|---------|------------|
| 1 | | 8 | G | Innes | SI | | 2:10.55 | 2:10.55 |
| 2 | | 3 | R | Bukt | SI | | 2:14.72 | 4.17 |
| 3 | | 7 | J | Short | Mitty | | 2:17.49 | 2.77 |
| 4 | | 4 | D | Druml | SI | | 2:18.32 | 0.83 |
| 5 | | 6 | M | Sebastmww | SI | | 2:22.53 | 4.21 |
| 6 | | 5 | R | Arlo | SI | | 2:23.53 | 1.00 |
| 7 | | 12 | A | Mertroz | SI | | 2:26.91 | 3.38 |
| 8 | | 2 | I | Roofman | Mitty | | 2:37.05 | 10.14 |
| 9 | | 1 | B | Bejar | Mitty | | 2:37.77 | 0.72 |
| 10 | | 9 | R | Turvi | SI | | 2:46.78 | 9.01 |
| 11 | | 11 | R | Coen | SI | | 2:58.13 | 11.35 |



WILDCAT TRACK AND FIELD

MEET V B Aite DATE 3-21-07

EVENT V B mile PRELIMS SEMIS FINALS (circle one)

| HEAT | NAME & TIME | PLACE | HEAT | NAME & TIME | PLACE |
|------|--------------|---------------|------|-------------|-------|
| | M | | | | |
| 1 | M Deans | M | | 4.43.40 | 2 |
| 2 | B Rideau | M | | 4.51.63 | 5 |
| 3 | D Page | M | | | |
| 4 | S Roavy | SI | | 4.42.06 | 1 |
| | S | SI | | | |
| 5 | R. Gullaghy | SI | | | |
| 6 | A Shchimidov | SI | | 4.47.32 | 3 |
| 7 | R. Falk | SI | | | |
| HEAT | NAME & TIME | PLACE | HEAT | NAME & TIME | PLACE |
| 8 | G Genduto | SI | | | |
| 9 | D Martinez | SI | | | |
| 11 | K Monahan | SI | | | |
| 12 | J Lee | SI | | | |
| 13 | R DINEEN | SI | | | |
| 14 | R Anicett | SI | | 4.48.87 | 4 |
| 15 | K SIM | SI | | | |
| 16 | S Leung | SI | | | |
| 17 | M Quinlan | SI | | | |
| 18 | A Howley | SI | | | |

Finish - Results

Start: 2/4/2000 22:39:51.54

51

| Place | Id | Lane | First Name | Last Name | Affiliation | License | Time | Delta Time |
|-------|----|------|------------|-----------|-------------|---------|---------|------------|
| 1 | | 4 | S | Reavy | SI | | 4:42.39 | 4:42.39 |
| 2 | | 1 | M | Dejons | Mitty | | 4:43.68 | 1.29 |
| 3 | | 6 | A | Shchmiri | SI | | 4:47.64 | 3.96 |
| 4 | | 14 | R | Anicetti | SI | | 4:49.06 | 1.42 |
| 5 | | 2 | B | Rideau | Mitty | | 4:52.07 | 3.01 |
| 6 | | 9 | D | Martinez | SI | | 4:57.02 | 4.95 |
| 7 | | 3 | D | Page | Mitty | | 4:58.40 | 1.38 |
| 8 | | 7 | R | Falk | SI | | 4:58.85 | 0.45 |
| 9 | | 5 | R | Gerraghty | SI | | 5:00.38 | 1.53 |
| 10 | | 13 | R | Dineen | SI | | 5:01.88 | 1.50 |
| 11 | | 11 | K | Manelin | SI | | 5:14.99 | 13.11 |
| 12 | | 8 | G | Goadulto | SI | | 5:20.68 | 5.69 |
| 13 | | 18 | A | Howley | SI | | 5:25.99 | 5.31 |
| 14 | | 16 | S | Lenny | SI | | 5:26.46 | 0.47 |
| 15 | | 17 | M | Quintas | SI | | 5:38.57 | 12.11 |
| 16 | | 12 | J | Lee | SI | | 5:43.49 | 4.92 |
| 17 | | 15 | K | Sim | SI | | 5:52.76 | 9.27 |



WILDCAT TRACK AND FIELD

MEET M.Hy DATE 3-21-07

EVENT FS & Mile PRELIMS SEMIS FINALS (circle one)

| HEAT | NAME & TIME | PLACE | HEAT | NAME & TIME | PLACE |
|------|-------------|-------|---------|-------------|-------|
| 1 | N Thomas | M | | | |
| 2 | J Koopman | M | | | |
| 3 | K Iyer | M | 5.04.65 | | 5 |
| 4 | A Gaxiola | M | | | |
| 5 | B Bajar | M | | | |
| 6 | E Pestano | M | | | |
| 7 | J Shait | M | | | |
| 8 | M Rener | SI | 4.48.39 | | 3 |
| 9 | R Thrsi | SI | | | |
| HEAT | NAME & TIME | PLACE | HEAT | NAME & TIME | PLACE |
| 11 | A Maigh | SI | | | |
| 12 | J IDE | SI | | | |
| 13 | D Danne | SI | 4.47.31 | | 2 |
| 14 | P Birsinen | SI | 4.54.98 | | 4 |
| 15 | R Coen | SI | | | |
| 16 | G Jones | SI | 4.45.0 | | 1 |

Finish - Results

Start: 2/4/2000 22:48:08.37

53

| Place | Id | Lane | First Name | Last Name | Affiliation | License | Time | Delta Time |
|-------|----|------|------------|------------|-------------|---------|---------|------------|
| 1 | | 16 | G | Innes | SI | | 4:45.23 | 4:45.23 |
| 2 | | 13 | D | Dunne | SI | | 4:48.18 | 2.95 |
| 3 | | 8 | M | Rever | SI | | 4:58.67 | 10.49 |
| 4 | | 14 | P | Birsinsler | SI | | 5:02.99 | 4.32 |
| 5 | | 3 | K | Zyler | MILY | | 5:05.00 | 2.01 |
| 6 | | 12 | J | Ide | SI | | 5:12.90 | 7.90 |
| 7 | | 7 | J | Shoit | MILY | | 5:14.93 | 2.03 |
| 8 | | 1 | N | Thomas | MILY | | 5:19.24 | 4.31 |
| 9 | | 4 | A | Gaziola | MILY | | 5:28.52 | 9.28 |
| 10 | | 2 | J | Koolman | MILY | | 5:37.54 | 9.02 |
| 11 | | 11 | A | Maign | SI | | 5:39.82 | 2.28 |
| 12 | | 9 | R | Thirsi | SI | | 5:42.17 | 2.35 |
| 13 | | 15 | R | Ceen | SI | | 5:43.24 | 1.07 |
| 14 | | 6 | E | Pestaro | MILY | | 5:46.95 | 3.71 |
| 15 | | 5 | B | Bajar | MILY | | 5:46.95 | 0.00 |