

CENTRAL COAST SECTION CHAMPIONSHIPS

1994 TRACK & FIELD CHAMPIONSHIPS

San Jose City College

May 26, 1994

CENTRAL COAST SECTION

Nancy Lazenby Blaser- Commissioner
Steve Stearns-Assistant Commissioner
Bill Lamson-Events Coordinator

1691 Old Bayshore Hwy, Suite 200
San Jose, Ca 95112
(408) 441-9505





California Interscholastic Federation

CENTRAL COAST SECTION

1691 Old Bayshore Highway, Suite 200, San Jose, CA 95112

Phone: 408-441-9505

Fax: 408-441-9509

Dear Participants:

Congratulations to all the athletes, coaches, and schools who have teams participating in these CCS playoffs. To have reached the level of playoffs is not only an indication of talent but, more importantly, of hard work, sacrifice, and dedication.

It is the hope of all of us involved in CCS that your participation in these playoffs proves to be fun, a learning experience, and an opportunity to meet and make friends with athletes from other schools. Many people have helped you reach this point in your season. The best way to thank them is by playing your hardest and, win or lose, showing that high level of sportsmanship that has been characteristic of our section.

It is true that one team will "win the championship," but all of you are truly champions.

Sincerely,

A handwritten signature in cursive script that reads "Edward A. Reese, S.J." The signature is fluid and includes a large, decorative flourish at the end.

Edward A. Reese, S.J.
Principal of Bellarmine College Preparatory
President of Central Coast Section

**29TH ANNUAL
CENTRAL COAST SECTION TRACK & FIELD CHAMPIONSHIPS
SATURDAY, MAY 21, 1994 & THURSDAY, MAY 26, 1994
SAN JOSE CITY COLLEGE**

MEET OFFICIALS

Meet Director	Steve Filios
Referee	Ken Thomas
Field Referee	Carol Davies
Starter	Bob Hughey
Clerk of the Course	Dick Connors
Announcers	Mike Gibeau Bill Wright Rick Milam Mike O'Kane
Weights & Measures	Bill Daskarolis
Awards	Central Coast Section
Computerized Meet Seeding/Results	Bob Watson
CCS Track Chairman	Ken Johnson

**SPECIAL THANKS TO BERT BONANNO, SJCC ATHLETIC DIRECTOR
AND SAN JOSE CITY COLLEGE**

NATIONAL FEDERATION CONVERSION TABLE

(Used for seeding purposes; the second event listed for each conversion is the distance being run at tonight's meet. Note: A different conversion process is used for times making the all-time lists in this program).

100 yards to 100 meters	+ .9 seconds
220 yards to 200 meters	- .1 second
440 yards to 400 meters	- .3 seconds
880 yards to 800 meters	- .7 seconds
1600 meters to one mile	+1.6 seconds
3200 meters to two miles	+3.4 seconds
120 yard HH to 110 meter HH	same
110 yard LH to 100-meter LH	- .1 second
300 meter H to H to 330-yard H	+ .2 seconds
400 meter relay to 440-yard relay	+ .2 seconds
1600 meter relay to mile relay	+1.2 seconds

1994 ORDER OF EVENTS

SAN JOSE CITY COLLEGE
 SATURDAY, MAY 21 (SEMI-FINALS)
 THURSDAY, MAY 26 (FINALS)

TIME SCHEDULE--RUNNING EVENTS

<u>SEMIS</u>	<u>FINALS</u>		<u>OFFICIALS</u>
2:00	6:30	400 Meter Relays	SCVAL/NPL/GPSL/PAL
2:15	6:40	1600 Meter	(3) (2) (1) (2)
2:45	7:00	100 Meter L H	
3:00	7:10	110 Meter H H	
3:15	7:15	400 Meter	
3:30	7:25	100 Meter	
3:45	7:35	800 Meter	
4:05	7:50	300 Meter L H	
4:30	8:05	200 Meter	
4:50	8:15	3200 Meter	
5:50	8:50	1600 Meter Relay	SCVAL/NPL/GPSL/PAL
			(3) (2) (1) (2)

TIME SCHEDULE--FIELD EVENTS

<u>SEMIS</u>	<u>FINALS</u>	<u>CLASS</u>	<u>OFFICIALS</u>
11:00am	4:00	LONG JUMP	WVAL
1:00	5:00	HIGH JUMP	SCVAL
1:00	5:00	DISCUS	STAL
1:00	5:00	SHOT PUT	SCCAL
1:00	5:15	LONG JUMP	WVAL
1:00	6:00	POLE VAULT	MBL
3:00	6:45	HIGH JUMP	SCVAL
3:00	6:45	SHOT PUT	MTAL
3:00	6:45	DISCUS	STAL
3:00	6:30	TRIPLE JUMP	MHAL
5:00	7:45	TRIPLE JUMP	MHAL
		HURDLES	WCAL

TIME SCHEDULE--WEIGH-INS

Semi-Finals	12:00-12:30/2:00-2:30	PAL
FINALS	4:00-4:30/ 6:00-6:30	PAL

CONGRATULATIONS

1993-94 CCS SPRING SPORTS HONOR COACHES

THE CCS TAKES THIS OPPORTUNITY TO RECOGNIZE THESE DEDICATED COACHES FOR THEIR TIRELESS EFFORTS IN WORKING WITH HIGH SCHOOL ATHLETES.

CCS HONOR COACHES ARE NOMINATED BY THEIR SCHOOLS AND LEAGUES, THEN SELECTED BY THEIR RESPECTIVE SPORT COMMITTEES. THERE ARE FEW HIGHER HONORS THAN TO HAVE EARNED THE RESPECT AND ADMIRATION OF ONES PEERS.

FORMAL RECOGNITION TOOK PLACE AT THE APRIL BOARD OF MANAGERS MEETING; THE CCS IS PROUD TO HONOR THESE SPECIAL COACHES!


~~~~~

### BASEBALL

WILLIAM HUTTON, MITTY (L)  
PRINCIPAL TIM BROSAN (R)

### GOLF

RALPH STARK, SERRA (R)  
PRINCIPAL MICHAEL PETERSON (L)




### GYMNASTICS

LYNN HORIYE, ST. FRANCIS (L)  
PRINCIPAL JAMES BOWLER (R)

### BOYS SWIMMING


KEITH STRANGE, SERRA (R)  
PRINCIPAL MICHAEL PETERSON (L)





*"Official Sports Medicine Consultants to the Central Coast Section"*

# Sequoia Hospital



## Center for Sports Health

40 Scott Drive, Menlo Park, CA 94025 415-327-2255  
(within Fitness 101)

Owned and Operated by the Sequoia Hospital District

Physical Therapy — Sports Rehabilitation — Health & Fitness

### *OFFERING:*

- \* In-field & Clinical Athletic Training
- \* Hand Rehabilitation for Injury & Disease
- \* Comprehensive Physical Therapy

### *SPECIALISTS*

#### *INCLUDE:*

- \* Certified Athletic Trainers
- \* Physical Therapists
- \* Occupational Therapists

*Maximizing performance through education, prevention, treatment and rehabilitation of your injuries.*

Arthur J. Ting, M.D. Medical Director

### 4 Additional Convenient San Mateo County Locations

525 Veterans Blvd.  
Redwood City  
415-369-0379

540 Ralston  
Suite B  
Belmont  
415-508-8155

555 Veterans Blvd.  
Suite 123  
Redwood City  
(Hand Clinic)  
415-368-1446

Sequoia Hospital  
Redwood City  
415-367-5517

# THE CENTRAL COAST SECTION OF THE CALIFORNIA INTERSCHOLASTIC

## FEDERATION BELIEVES IN GOOD SPORTSMANSHIP

The member schools of the CIF/Central Coast Section are committed to providing a sportsmanlike environment for students, coaches and spectators. To that end, the CIF/Central Coast Section has adopted the following sportsmanship and crowd control policy. Each member school of the CCS participating in any CCS Playoff Contest has signed a contract indicating that this Policy has been shared with the staff, athletes, coaches, spirit squads, booster clubs, band members and director and any other school entity involved with interscholastic athletics. We are committed to insuring a positive athletic experience for our participants and fans.

### **\*THE FOLLOWING ARE EXPECTED TO BE ROLE MODELS DEMONSTRATING SPORTSMANSHIP AT ALL TIMES:**

School Administrative Staff  
Coaches, Players and Cheerleaders  
Booster Club Members

Athletic Directors  
Faculty Members  
Band Members and Band Directors

### **\*COACHES, PLAYERS AND SPECTATORS WILL RESPECT THE INTEGRITY AND JUDGMENT OF SPORTS OFFICIALS**

### **\*THE CONDUCT OF COACHES, PLAYERS AND CHEERLEADERS GENERALLY SETS THE TONE FOR CIF/CCS SCHOOL CONTESTS. THEY WILL BE EXPECTED TO MAINTAIN THE HIGHEST LEVEL OF DECORUM AT ALL CIF/CCS CONTESTS**

### **\*THE FOLLOWING BEHAVIOR IS UNACCEPTABLE AT ALL CIF/CCS HIGH SCHOOL CONTESTS**

Berating your opponent's school or mascot  
Obscene cheers or gestures  
Artificial noise makers

Berating opposing players  
Negative rooters signs  
Complaining about Officials' calls (verbal or gesture)

**\*PLEASE NOTE THE POSTING AT THE ENTRANCE TO THIS CONTEST AS WELL AS THE NOTATION ON THE BACK OF TICKET STUBS REGARDING OUR SPECTATOR SEATING POLICY**  
In order that all persons may experience maximum enjoyment at CCS athletic events and to enhance and encourage good public order:

It is the policy of the Central Coast Section/CIF that all persons wishing to audibly cheer or support a particular team be seated in an area designated for, or most closely identified with, the team in question.

Seating of persons audibly cheering for a particular team, in the cheering section or areas most closely identified with the opposing team is to be avoided whenever possible and such persons shall be directed by staff to the appropriate seating location for their team.

THE CENTRAL COAST SECTION OF THE CALIFORNIA INTERSCHOLASTIC FEDERATION  
ENDORSES AND SUPPORTS





# P A S T C H A M P I O N S - S P R I N G

## BASEBALL

1976 LEIGH  
 1977 EL CAMINO  
 1978 INDEPENDENCE  
 1979 CARMEL  
 1980 TERRA NOVA  
 1981 ST. FRANCIS  
 1982 PROSPECT  
 1983 ST. FRANCIS  
  
 1984 SERRA  
  
 1985 BELLARMINE  
  
 1986 BELLARMINE  
  
 1987 BELLARMINE (DIV. I))  
 HARBOR (DIV. II)  
  
 1988 MENLO (3A)  
 BELLARMINE (4A)  
  
 1989 MENLO (2A)  
 BRANHAM (3A)  
 LELAND (4A)  
 1990 NO. MONTEREY CO. (3A)  
 MONTA VISTA (4A)  
  
 1991 BLACKFORD (3A)  
 SERRA (4A)  
  
 1992 MT. PLEASANT (I)  
 CARLMONT (II)  
  
 1993 SERRA (I)  
 CARLMONT (II)

## SOFTBALL

CAMDEN  
 NOTRE DAME-BELMONT  
 WILLOW GLEN  
 PROSPECT  
 INDEPENDENCE  
 HILLSDALE  
 CARLMONT  
 MTN. VIEW (DIV. I)  
 HILLSDALE (DIV. II)  
 MONTA VISTA (DIV. I)  
 CARLMONT (DIV. II)  
 PROSPECT (DIV. I)  
 MILLS (DIV. II)  
 PIONEER (DIV. I)  
 NO. SALINAS (DIV. II)  
  
 MONTA VISTA (DIV. I)  
 LIVE OAK (DIV. II)  
  
 MONTA VISTA (DIV. I)  
 HALF MOON BAY (DIV. II)  
  
 GUNDERSON (DIV. I)  
 NO. SALINAS (DIV. II)  
 ST. LAWRENCE (DIV. III)  
 MITTY (DIV. I)  
 HILLSDALE (DIV. II)  
 FREMONT CHR. (DIV. III)  
 GUNDERSON (DIV. I)  
 HILLSDALE (DIV. II)  
 FREMONT CHR. (DIV. III)  
 WILCOX (DIV. I)  
 LOS ALTOS (DIV. II)  
 NOTRE DAME-SAL.(DIV.III)  
 LOS GATOS (DIV. I)  
 LYNBROOK (DIV. II)  
 CAPUCHINO (DIV. III)

## BADMINTON

### SINGLES

SARATOGA-THEIS  
 MILPITAS-GUITERREZ  
 MILPITAS-GUITERREZ  
 PALO ALTO-YEE  
 PALO ALTO-YEE  
 WESTMOOR-TING  
 GUNN-WEINSTEIN  
 SARATOGA-BOHNET  
  
 GUNN-DREWS  
  
 GUNN-DREWS  
  
 (G) SILVER CREEK-VETTEL  
 (B) PALO ALTO-MARTIN  
  
 (G) GUNN-NIELSEN  
 (B) JEFFERSON-WU  
  
 (G) FREMONT-DANG  
 (B) JEFFERSON-WU  
  
 (G) FREMONT-DANG  
 (B) MTN. VIEW-THAI  
  
 (G) PROSPECT-YAMASAKI  
 (B) MILPITAS-NGUYEN  
  
 (G) LYNBROOK-HUANG  
 (B) MILPITAS-NGUYEN  
  
 (G) SARATOGA-ENI KEEVA  
 (B) SILVER CREEK-DANG  
  
 (G) WESTMOOR-WO  
 (B) WESTMOOR-WO

### DOUBLES

MILPITAS-GUITERREZ/AGUILERA  
 SARATOGA-THEIS/CLARK  
 PALO ALTO-HENDRICKS/YEE  
 CUBBERLEY-YOUNG/JIMINEZ  
 GUNN-JIMINEZ/WANG  
 PALO ALTO-YOUNG/DING  
 SEQUOIA-TUOHOKO/MILLER  
 GUNN-DREWS/DRAFT  
  
 TERRA NOVA-LOTTI/QUINTANILLA  
  
 SEQUOIA-OHUAFI/TAUTUA  
  
 (G) GUNN-HUFF/NIELSEN  
 (B) LINCOLN-MURAKAMI/LUU  
 (MX) HOMESTEAD-CHOE/TURNER  
 (G) MTN.VIEW-KESSELGRUND/HIGHLANDER  
 (B) GUNN-SAXENA/CHENG  
 (MX) LYNBROOK-CHOW/STEPOVICH  
 (G) SEQUOIA-SCHNITTGRUND/TUONG  
 (B) MILPITAS-FONTANARES/BUJAY  
 (MX) FREMONT-RUDOLPH/HUYNH  
 (G) LYNBROOK-TSENG/HUANG  
 (B) WILLOW GLEN-MA/YANG  
 (MX) PIEDMONT HILLS-TRAH/VO  
 (G) LYNBROOK-HUANG/TSENG  
 (B) MILPITAS-VO/VUONG  
 (MX) LOS ALTOS-IP/SANTOS  
 (G) PALO ALTO-MITCHELL/SAXTON  
 (B) INDEPENDENCE-LI/LAI  
 (MX) WILCOX-NGUYEN/LE  
 (G) SO.SAN FRANCISCO-SATO/HO  
 (B) MILPITAS-NGUYEN/VUONG  
 (MX) PALO ALTO-GUNTURI/TEREJOHN  
 (G) WILCOX-NGO/LE  
 (B) PALO ALTO-LO/SACERDOTI  
 (MX) MILPITAS-NGUYEN/NGUYEN

|      | <u>GIRLS</u>                             | <u>TRACK &amp; FIELD</u> | <u>BOYS</u>  |
|------|------------------------------------------|--------------------------|--------------|
| 1976 | HARBOR                                   |                          | MT. PLEASANT |
| 1977 | SILVER CREEK                             |                          | SILVER CREEK |
| 1978 | HILL                                     |                          | MT. PLEASANT |
| 1979 | INDEPENDENCE/SALINAS/<br>& FREMONT (TIE) |                          | CUBBERLY     |
| 1980 | FREMONT                                  |                          | WOODSIDE     |
| 1981 | SAN CARLOS                               |                          | INDEPENDENCE |
| 1982 | MILLS                                    |                          | INDEPENDENCE |
| 1983 | WOODSIDE                                 |                          | INDEPENDENCE |
| 1984 | ST. FRANCIS                              |                          | INDEPENDENCE |
| 1985 | LOS GATOS                                |                          | INDEPENDENCE |
| 1986 | ST. FRANCIS                              |                          | INDEPENDENCE |
| 1987 | ST. FRANCIS                              |                          | RIORDAN      |
| 1988 | ST. FRANCIS                              |                          | INDEPENDENCE |
| 1989 | ST. FRANCIS                              |                          | RIORDAN      |
| 1990 | SANTA TERESA                             |                          | BELLARMINE   |
| 1991 | LYNBROOK                                 |                          | ST. IGNATIUS |
| 1992 | MT. PLEASANT                             |                          | MT. PLEASANT |
| 1993 | ST. FRANCIS                              |                          | NO. SALINAS  |

### SWIMMING (B)

|             |
|-------------|
| SANTA CLARA |
| SANTA CLARA |
| LYNBROOK    |
| LEIGH       |
| LYNBROOK    |
| LELAND      |
| BELLARMINE  |
| BELLARMINE  |
| LELAND      |
| BELLARMINE  |
| BELLARMINE  |
| BELLARMINE  |
| BELLARMINE  |
| BELLARMINE  |
| BELLARMINE  |
| BELLARMINE  |
| BELLARMINE  |
| BELLARMINE  |
| BELLARMINE  |

### TENNIS (B)

|                |
|----------------|
| GUNN           |
| GUNN           |
| GUNN           |
| CARMEL         |
| GUNN           |
| GUNN           |
| BELLARMINE     |
| BELLARMINE     |
| LOS ALTOS      |
| MENLO-ATHERTON |
| BELLARMINE     |
| SARATOGA       |
| BELLARMINE     |
| BELLARMINE     |
| HOMESTEAD      |
| PALO ALTO      |
| PALO ALTO      |
| PALO ALTO      |

### GYMNASTICS

|      |                  |
|------|------------------|
| 1976 | LELAND/LOS ALTOS |
| 1977 | LIVE OAK         |
| 1978 | WESTMONT         |
| 1979 | LOS ALTOS        |
| 1980 | GUNN             |
| 1981 | LELAND           |
| 1982 | LELAND           |
| 1983 | LOS ALTOS        |
| 1984 | LELAND           |
| 1985 | LELAND           |
| 1986 | LELAND           |
| 1987 | ST. FRANCIS      |
| 1988 | ST. FRANCIS      |
| 1989 | LOS ALTOS        |
| 1990 | LOS ALTOS        |
| 1991 | ST. FRANCIS      |
| 1992 | ST. FRANCIS      |
| 1993 | GUNN             |

### GOLF

|                |
|----------------|
| LELAND         |
| LELAND         |
| CARMEL         |
| ST. IGNATIUS   |
| LELAND         |
| AWALT          |
| HARBOR         |
| HARBOR         |
| HARBOR         |
| CARMEL         |
| BELLARMINE     |
| R.L. STEVENSON |
| R.L. STEVENSON |
| R.L. STEVENSON |
| SAN BENITO     |
| R.L. STEVENSON |
| APTOS          |
| LELAND         |

## CENTRAL COAST SECTION TRACK AND FIELD RECORDS

|              |       |                                               |
|--------------|-------|-----------------------------------------------|
| 400 Relay:   | Boys  | Independence 41.54, 1988                      |
|              | Girls | St. Francis 47.43, 1988                       |
| 1600 meters: | Boys  | Mark Stillman 4:08.7, Willow Glen, 1977       |
|              | Girls | Laurie Chapman 4:48.7, Gunderson, 1986        |
| 110 HH:      | Boys  | Erick Montgomery 13.9, Independence, 1983     |
| 100 LH:      | Girls | Leslie Maxie, 14.14, Mills, 1983              |
|              |       | Lori Finnerty, 14.14, Piedmont Hills, 1986    |
| 400 meters:  | Boys  | Bill Green, 45.51, Cubberley, 1979            |
|              | Girls | Leslie Maxie, 53.92, Mills, 1982              |
| 100 meters:  | Boys  | Benari Burroughs, 10.42, Independence, 1988   |
|              | Girls | Annette Coleman, 11.92, Carlmont, 1989        |
| 800 meters:  | Boys  | Rick Brown, 1:50.7, Los Altos, 1970           |
|              | Girls | Kristen Dowell, 2:04, Santa Teresa, 1986      |
| 300 IH:      | Boys  | John Montgomery, 36.60, Independence, 1988    |
| 300 LH:      | Girls | Keri Sanchez, 42.88, Santa Teresa, 1989       |
| 200 meters:  | Boys  | Millard Hampton, 20.9, Silver Creek, 1974     |
|              | Girls | Kelia Bolton, 23.9, Andrew Hill, 1978         |
| 3200 meters: | Boys  | Gordon MacMitchell, 9:01.6, Gunn, 1973        |
|              | Girls | Cory Shubert, 10:09.5, Del Mar, 1983          |
| 1600 relay:  | Boys  | Los Altos, 3:15.8, 1970                       |
|              | Girls | St. Francis, 3:50.33, 1989                    |
| Long Jump:   | Boys  | Johnny Johnson, 25'3 1/4, Pacific Grove, 1964 |
|              | Girls | Wendy Brown, 19'10 3/4, Woodside, 1983        |
| Discus:      | Boys  | John Wirtz, 199'10, Leland, 1988              |
|              | Girls | Jenny Peters, 152'0, Gunn, 1989               |
| Shot Put:    | Boys  | Bob Brannon, 63'9, Los Gatos, 1965            |
|              | Girls | Latonia Floyd, 43'5, Oak Grove, 1982          |
| Triple Jump: | Boys  | Harold Rucker, 50'11 1/2, Silver Creek, 1986  |
|              | Girls | Wendy Brown, 40'2, Woodside, 1983             |
| High Jump:   | Boys  | Jeff Rogers, 7'3, Overfelt, 1985              |
|              | Girls | Chi Johnson, 5'9 1/2, Menlo-Atherton, 1990    |
| Pole Vault:  | Boys  | Scott Slover, 16'10, Leland, 1993             |

400 METER RELAY, GIRLS  
Central Coast Section

San Jose City College

EVENT # 9 05-19-1994--11:32:41  
May 21, 1994

Schedule - Prelim:

Semi:

Final:

Records - 0

----- Clerk of the Course (c) 1991 Tournament Specialists -----

| ENTRANT # | NAME    | GR | AFFILIATION           | PREV. MARK | POSITION | PLACE | MARK  |
|-----------|---------|----|-----------------------|------------|----------|-------|-------|
| 326       | /SCG    |    | Silver Creek          | 51.14      | 1        | _____ | _____ |
| 323       | /HOLLG  |    | Hollister             | 50.54      | 2        | _____ | _____ |
| 322       | /STG    |    | Santa Teresa          | 50.54      | 3        | _____ | _____ |
| 141       | /LGG    |    | Los Gatos             | 48.75      | 4        | _____ | _____ |
| 180       | /SIG    |    | St. Ignatius          | 50.50      | 5        | _____ | _____ |
| 321       | /SALG   |    | Salinas               | 50.24      | 6        | _____ | _____ |
| 325       | /PHG    |    | Piedmont Hills        | 51.04      | 7        | _____ | _____ |
| 328       | /NDG    |    | Notre Dame - San Jose | 51.24      | 8        | _____ | _____ |
| 327       | /GILG   |    | Gilroy                | 51.14      | 1        | _____ | _____ |
| 143       | /LYNG   |    | Lynbrook              | 50.85      | 2        | _____ | _____ |
| 329       | /MITTYG |    | Archbishop Mitty      | 51.54      | 3        | _____ | _____ |
| 142       | /MVG    |    | Monta Vista           | 50.08      | 4        | _____ | _____ |
| 320       | /OVERG  |    | Overfelt              | 50.14      | 5        | _____ | _____ |
| 140       | /STF    |    | St. Francis           | 48.94      | 6        | _____ | _____ |
| 144       | /GUNNG  |    | Gunn                  | 51.02      | 7        | _____ | _____ |
| 145       | /PAG    |    | Palo Alto             | 51.16      | 8        | _____ | _____ |

400 METER RELAY, BOYS  
Central Coast Section

San Jose City College

EVENT # 24 05-19-1994--11:36:23  
May 21, 1994

Schedule - Prelim:

Semi:

Final:

Records - 0

----- Clerk of the Course (c) 1991 Tournament Specialists -----

| ENTRANT # | NAME      | GR | AFFILIATION            | PREV. MARK | POSITION | PLACE | MARK  |
|-----------|-----------|----|------------------------|------------|----------|-------|-------|
| 201       | /NMC      |    | North Monterey County  | 44.10      | 1        | _____ | _____ |
| 2         | /SF       |    | St. Francis            | 43.51      | 2        | _____ | _____ |
| 197       | /YB       |    | Yerba Buena            | 43.68      | 3        | _____ | _____ |
| 69        | /LG       |    | Los Gatos              | 42.79      | 4        | _____ | _____ |
| 196       | /MONTEREY |    | Monterey               | 43.60      | 5        | _____ | _____ |
| 52        | /MA       |    | Menlo Atherton         | 43.36      | 6        | _____ | _____ |
| 199       | /ST       |    | Santa Teresa           | 43.91      | 7        | _____ | _____ |
| 204       | /RLS      |    | Robert Louis Stevenson | 44.80      | 8        | _____ | _____ |
| 202       | /SC       |    | Santa Cruz             | 44.18      | 1        | _____ | _____ |
| 70        | /LA       |    | Los Altos              | 43.59      | 2        | _____ | _____ |
| 200       | /CARMEL   |    | Carmel                 | 44.01      | 3        | _____ | _____ |
| 41        | /WESTB    |    | Westmoor               | 42.89      | 4        | _____ | _____ |
| 183       | /MILB     |    | Milpitas               | 42.96      | 5        | _____ | _____ |
| 1         | /BELL     |    | Bellarmino Prep        | 42.91      | 6        | _____ | _____ |
| 198       | /SC       |    | Silver Creek           | 43.77      | 7        | _____ | _____ |
| 203       | /LO       |    | Live Oak               | 44.59      | 8        | _____ | _____ |

1600 METER RUN, GIRLS  
Central Coast Section

San Jose City College

EVENT # 7 05-19-1994--11:32:09  
May 21, 1994

Schedule - Prelim:

Semi:

Final:

Records - 0

| ----- Clerk of the Course (c) 1991 Tournament Specialists ----- |                     |    |                       |            |          |       |       |
|-----------------------------------------------------------------|---------------------|----|-----------------------|------------|----------|-------|-------|
| ENTRANT #                                                       | NAME                | GR | AFFILIATION           | PREV. MARK | POSITION | PLACE | MARK  |
| 330                                                             | CHRISTINE STAVOLONE | 12 | Presentation          | 5:04.6     | 1        | _____ | _____ |
| 333                                                             | EMILY ALLISON       | 10 | Leland                | 5:13.1     | 2        | _____ | _____ |
| 165                                                             | ANN BALDELLI        | 12 | St. Ignatius          | 5:13.9     | 3        | _____ | _____ |
| 334                                                             | VI TRAN             | 11 | Santa Teresa          | 5:15.1     | 4        | _____ | _____ |
| 337                                                             | SERENA DELAPLACE    | 9  | Archbishop Mitty      | 5:22.8     | 5        | _____ | _____ |
| 167                                                             | MARGARET TENCH      | 10 | Castilleja            | 5:23.6     | 6        | _____ | _____ |
| 63                                                              | ASHLEY HOLT         | 10 | Menlo Atherton        | 5:24.0     | 7        | _____ | _____ |
| 65                                                              | JACQUIE COOKE       | 10 | Burlingame            | 5:27.4     | 8        | _____ | _____ |
| 128                                                             | AMIE WU             |    | Lynbrook              | 5:30.9     | 9        | _____ | _____ |
| 341                                                             | ANNETTE HOLMQUIST   | 9  | Santa Teresa          | 5:36.7     | 10       | _____ | _____ |
| 129                                                             | IVERSON             |    | St. Francis           | 5:36.8     | 11       | _____ | _____ |
| 36                                                              | M. RUMMELHART       |    | Terra Nova            | 5:40.6     | 12       | _____ | _____ |
| 331                                                             | DEBORAH BLEISCH     | 10 | Silver Creek          | 5:06.7     | 1        | _____ | _____ |
| 332                                                             | NICOLE SILVA        | 11 | Aptos                 | 5:12.9     | 2        | _____ | _____ |
| 335                                                             | LISA CROUCH         | 12 | Aptos                 | 5:16.9     | 3        | _____ | _____ |
| 336                                                             | LAKEISHA POOLE      | 10 | Gunderson             | 5:17.7     | 4        | _____ | _____ |
| 120                                                             | JANICE KIM          |    | Palo Alto             | 5:22.6     | 5        | _____ | _____ |
| 166                                                             | STEPHANIE LIBIEN    | 9  | St. Ignatius          | 5:22.7     | 6        | _____ | _____ |
| 124                                                             | NINA RABIN          |    | Palo Alto             | 5:25.9     | 7        | _____ | _____ |
| 338                                                             | KEDZIOR             |    | North Monterey County | 5:26.4     | 8        | _____ | _____ |
| 339                                                             | PETERSON            |    | Live Oak              | 5:32.3     | 9        | _____ | _____ |
| 340                                                             | ANGELICA GAYTAN     | 10 | Overfelt              | 5:32.9     | 10       | _____ | _____ |
| 126                                                             | STEPHANIE RIGGS     |    | Monta Vista           | 5:38.0     | 11       | _____ | _____ |
| 342                                                             | MERIDETH SULLIVAN   | 9  | York School           | 5:38.3     | 12       | _____ | _____ |

1600 METER RUN, BOYS  
Central Coast Section

San Jose City College

EVENT # 22 05-19-1994--11:35:53  
May 21, 1994

Schedule - Prelim:

Semi:

Final:

Records - 0

| ----- Clerk of the Course (c) 1991 Tournament Specialists ----- |                   |    |                       |            |          |        |       |
|-----------------------------------------------------------------|-------------------|----|-----------------------|------------|----------|--------|-------|
| ENTRANT #                                                       | NAME              | GR | AFFILIATION           | PREV. MARK | POSITION | PLACE  | MARK  |
| 8                                                               | TODD DANDO        | 12 | Bellarmino Prep       | 4:19.6     | 1        | _____  | _____ |
| 206                                                             | JUAN DEL-RIO      | 12 | Overfelt              | 4:25.8     | 2        | _____  | _____ |
| 207                                                             | AMERIGO ROSSI     | 11 | Harbor                | 4:25.9     | 3        | _____  | _____ |
| 81                                                              | MARK TOMPKINS     |    | Gunn                  | 4:26.5     | 4        | _____  | _____ |
| 82                                                              | BOWMAN            |    | Fremont               | 4:27.7     | 5        | _____  | _____ |
| 86                                                              | MATT PITTS        |    | Mountain View         | 4:27.9     | 6        | _____  | _____ |
| 211                                                             | BRIAN DORGAN      |    | Andrew Hill           | 4:28.9     | 7        | _____  | _____ |
| 212                                                             | D'ANJOU           |    | Live Oak              | 4:29.6     | 8        | _____  | _____ |
| 11                                                              | J.P. TCHAMOURLIAN | 10 | Serra                 | 4:29.7     | 9        | _____  | _____ |
| 214                                                             | CLIFF ROBERTS     | 11 | Leland                | 4:32.1     | 10       | _____  | _____ |
| 87                                                              | STAUFFER          |    | Fremont               | 4:33.5     | 11       | _____  | _____ |
| 217                                                             | RYAN PREVOST      | 12 | San Lorenzo Valley    | 4:36.4     | 12       | _____  | _____ |
| 205                                                             | DANIEL SIKIRIC    | 10 | Gunderson             | 4:24.0     | 1        | _____  | _____ |
| 84                                                              | MATT TOMPKINS     |    | Gunn                  | 4:25.5     | 2        | 423.64 | _____ |
| 208                                                             | RICARDO DOMINGUEZ | 10 | Overfelt              | 4:27.0     | 3        | _____  | _____ |
| 209                                                             | GREG TADEMY       | 12 | Silver Creek          | 4:27.2     | 4        | _____  | _____ |
| 85                                                              | CARTER            |    | Los Gatos             | 4:27.6     | 5        | _____  | _____ |
| 210                                                             | ENRIQUE CERVANTES | 12 | North Monterey County | 4:27.8     | 6        | _____  | _____ |
| 9                                                               | TOM WASHINGTON    | 12 | Serra                 | 4:29.0     | 7        | _____  | _____ |
| 10                                                              | RUSTY MOORE       | 12 | Bellarmino Prep       | 4:29.4     | 8        | _____  | _____ |
| 83                                                              | BEN CAIN          |    | Mountain View         | 4:30.1     | 9        | _____  | _____ |
| 213                                                             | KOLVIRA CHHENG    | 12 | Independence          | 4:31.0     | 10       | _____  | _____ |
| 215                                                             | BART ROWLEY       | 11 | Carmel                | 4:33.5     | 11       | _____  | _____ |
| 216                                                             | GARCIA            |    | Gilroy                | 4:33.6     | 12       | _____  | _____ |

100 METER LOW HURD., GIRLS  
Central Coast Section

San Jose City College

EVENT # 2 05-19-1994--11:31:53  
May 21, 1994

Schedule - Prelim:

Semi:

Final:

Records - 0

----- Clerk of the Course (c) 1991 Tournament Specialists -----  
ENTRANT # NAME GR AFFILIATION PREV. MARK POSITION PLACE MARK

|     |                    |    |                       |       |   |  |  |  |
|-----|--------------------|----|-----------------------|-------|---|--|--|--|
| 349 | MITCHELL           |    | Salinas               | 16.74 | 1 |  |  |  |
| 133 | R. FEINBERG        |    | Palo Alto             | 16.08 | 2 |  |  |  |
| 135 | MARCIA STORTZ      |    | Monta Vista           | 16.76 | 3 |  |  |  |
| 132 | OCEGURA            |    | St. Francis           | 14.86 | 4 |  |  |  |
| 346 | ERICA LARSON       | 11 | Carmel                | 16.44 | 5 |  |  |  |
| 136 | SHANA BUCHANAN     |    | Santa Clara           | 15.83 | 6 |  |  |  |
| 348 | J.P. LU            |    | Prospect              | 16.54 | 7 |  |  |  |
| 351 | MICHAEL WATERBURY  | 11 | Archbishop Mitty      | 16.84 | 8 |  |  |  |
| 137 | WIRZ               |    | Los Gatos             | 16.83 | 1 |  |  |  |
| 345 | BARBAGLIA          |    | Gilroy                | 16.34 | 2 |  |  |  |
| 169 | C. KENNA           | 11 | Menlo School          | 17.85 | 3 |  |  |  |
| 343 | JENNIFER ODOM      | 11 | Independence          | 15.04 | 4 |  |  |  |
| 344 | ZAKIYA SULLIVAN    | 12 | Santa Teresa          | 16.14 | 5 |  |  |  |
| 121 | KIM VEEDER         |    | Los Gatos             | 15.59 | 6 |  |  |  |
| 347 | JENNIFER WARFIELDS | 10 | San Lorenzo Valley    | 16.44 | 7 |  |  |  |
| 350 | EALA               |    | North Monterey County | 16.84 | 8 |  |  |  |

4:06, 1.47, 1.28, 1.34, 1.46, 1.41  
1.47, 1.49, 1.21

110 METER HIGH HURD., BOYS  
Central Coast Section

San Jose City College

EVENT # 17 05-19-1994--11:34:25  
May 21, 1994

Schedule - Prelim:

Semi:

Final:

Records - 0

----- Clerk of the Course (c) 1991 Tournament Specialists -----  
ENTRANT # NAME GR AFFILIATION PREV. MARK POSITION PLACE MARK

|     |                 |    |                       |       |   |  |  |  |
|-----|-----------------|----|-----------------------|-------|---|--|--|--|
| 90  | D. NORD         |    | Los Altos             | 15.44 | 1 |  |  |  |
| 222 | MANN            |    | Monterey              | 15.14 | 2 |  |  |  |
| 224 | JEREMY GONAZLES | 12 | Palma                 | 15.24 | 3 |  |  |  |
| 3   | COKE EDMOND     | 12 | Bellarmino Prep       | 14.82 | 4 |  |  |  |
| 89  | NAIVALU         |    | Fremont               | 15.07 | 5 |  |  |  |
| 221 | NAM DUONG       | 12 | Silver Creek          | 14.94 | 6 |  |  |  |
| 92  | JOHN BULL       |    | Mountain View         | 15.37 | 7 |  |  |  |
| 226 | JARDIN          |    | North Salinas         | 15.64 | 8 |  |  |  |
| 47  | JAMIE BELLI     | 12 | Woodside              | 15.52 | 1 |  |  |  |
| 223 | KHALIL CARTER   | 12 | Yerba Buena           | 15.14 | 2 |  |  |  |
| 91  | PAT CHIANG      |    | Saratoga              | 15.34 | 3 |  |  |  |
| 218 | DAN RACE        | 12 | Soquel                | 14.64 | 4 |  |  |  |
| 219 | DOUG BROWN      | 12 | Gunderson             | 14.84 | 5 |  |  |  |
| 220 | JAMES MEYER     | 12 | Santa Cruz            | 14.84 | 6 |  |  |  |
| 225 | METZNER         |    | North Monterey County | 15.24 | 7 |  |  |  |
| 42  | B. BYRD         |    | Westmoor              | 15.57 | 8 |  |  |  |

400 METER DASH, GIRLS  
Central Coast Section

San Jose City College

EVENT # 5 05-19-1994--11:32:06  
May 21, 1994

Schedule - Prelim:

Semi:

Final:

Records - 0

| ----- Clerk of the Course (c) 1991 Tournament Specialists ----- |                    |    |                     |            |          |       |       |
|-----------------------------------------------------------------|--------------------|----|---------------------|------------|----------|-------|-------|
| ENTRANT #                                                       | NAME               | GR | AFFILIATION         | PREV. MARK | POSITION | PLACE | MARK  |
| 170                                                             | KAMILIA WILLIAMS   | 10 | Sacred Heart - S.F. | 1:00.33    | 1        | _____ | _____ |
| 357                                                             | KEITHLY            |    | Salinas             | 59.24      | 2        | _____ | _____ |
| 116                                                             | LOMBARDI           |    | Los Gatos           | 59.00      | 3        | _____ | _____ |
| 352                                                             | VERONICA WOODS     | 12 | Independence        | 56.84      | 4        | _____ | _____ |
| 354                                                             | TISHA PONDER       | 10 | Del Mar             | 58.54      | 5        | _____ | _____ |
| 356                                                             | STEPHANIE PETERSON | 12 | Harbor              | 58.84      | 6        | _____ | _____ |
| 360                                                             | DRAKE              |    | North Salinas       | 59.94      | 7        | _____ | _____ |
| 185                                                             | BRAGER             |    | St. Francis         | 1:01.19    | 8        | _____ | _____ |
| 117                                                             | FARZAN             |    | St. Francis         | 1:00.81    | 1        | _____ | _____ |
| 358                                                             | CHRISTYNA SERRANO  | 12 | San Lorenzo Valley  | 59.54      | 2        | _____ | _____ |
| 118                                                             | LISA CHEW          |    | Lynbrook            | 1:00.55    | 3        | _____ | _____ |
| 353                                                             | TAMI SIMPSON       | 12 | Overfelt            | 57.64      | 4        | _____ | _____ |
| 61                                                              | SYLVIA PIESLAK     | 11 | Menlo Atherton      | 58.28      | 5        | _____ | _____ |
| 355                                                             | KELLI MAHONEY      | 10 | Santa Teresa        | 58.64      | 6        | _____ | _____ |
| 359                                                             | LINDSEY McDOUGAL   | 11 | Aptos               | 59.94      | 7        | _____ | _____ |
| 119                                                             | LAURA KRUMM        |    | Monta Vista         | 1:01.11    | 8        | _____ | _____ |

400 METER DASH, BOYS  
Central Coast Section

San Jose City College

EVENT # 20 05-19-1994--11:35:23  
May 21, 1994

Schedule - Prelim:

Semi:

Final:

Records - 0

| ----- Clerk of the Course (c) 1991 Tournament Specialists ----- |                |    |                       |            |          |           |       |
|-----------------------------------------------------------------|----------------|----|-----------------------|------------|----------|-----------|-------|
| ENTRANT #                                                       | NAME           | GR | AFFILIATION           | PREV. MARK | POSITION | PLACE     | MARK  |
| 232                                                             | DAMIEN GAINES  | 10 | Yerba Buena           | 51.24      | 1        | _____     | _____ |
| 230                                                             | DEREK PRIOR    | 11 | Santa Teresa          | 49.94      | 2        | _____     | _____ |
| 229                                                             | MIKE WARD      |    | Alisal                | 49.84      | 3        | _____     | _____ |
| 43                                                              | CHARLES        |    | Westmoor              | 48.80      | 4        | 48.62     | _____ |
| 4                                                               | BEN ELFBERT    | 12 | Serra                 | 49.56      | 5        | _____     | _____ |
| 76                                                              | RIDDLE         |    | Gunn                  | 49.73      | 6        | 49.1 Hand | _____ |
| 231                                                             | GARRISON       |    | North Monterey County | 51.14      | 7        | _____     | _____ |
| 235                                                             | ARMANDO GAYTON | 11 | Independence          | 51.74      | 8        | _____     | _____ |
| 233                                                             | BENSON         |    | Monterey              | 51.54      | 1        | _____     | _____ |
| 50                                                              | TODD WELLER    | 11 | Aragon                | 50.16      | 2        | _____     | _____ |
| 75                                                              | STARLING       |    | Milpitas              | 49.91      | 3        | 49.65     | _____ |
| 227                                                             | TODD SMITH     |    | San Jose              | 49.74      | 4        | 48.55     | Hand  |
| 228                                                             | BLAYNEY        |    | Hollister             | 49.54      | 5        | 49.0      | _____ |
| 77                                                              | CIFELLI        |    | Los Gatos             | 49.68      | 6        | 49.35     | _____ |
| 78                                                              | MIKE HEGGLUND  |    | Adrian Wilcox         | 50.81      | 7        | _____     | _____ |
| 234                                                             | RICK VENTURA   | 11 | Mount Pleasant        | 51.54      | 8        | _____     | _____ |



100 METER DASH, GIRLS  
Central Coast Section

San Jose City College

EVENT # 1 05-19-1994--11:31:52  
May 21, 1994

Schedule - Prelim:

Semi:

Final:

Records - 0

----- Clerk of the Course (c) 1991 Tournament Specialists -----  
ENTRANT # NAME GR AFFILIATION PREV. MARK POSITION PLACE MARK  
-----

|     |                   |    |                        |       |   |       |       |
|-----|-------------------|----|------------------------|-------|---|-------|-------|
| 171 | SOMMER WASHINGTON | 11 | St. Ignatius           | 12.93 | 1 | _____ | _____ |
| 362 | JENNIFER WARFIELD | 10 | San Lorenzo Valley     | 12.74 | 2 | _____ | _____ |
| 363 | KATHY GROSS       | 9  | Independence           | 12.84 | 3 | _____ | _____ |
| 112 | HAY               |    | Los Gatos              | 12.44 | 4 | _____ | _____ |
| 60  | SHAVONNE JENNINGS | 10 | Woodside               | 12.76 | 5 | _____ | _____ |
| 113 | S. FEINBERG       |    | Palo Alto              | 12.65 | 6 | _____ | _____ |
| 114 | CHAVEZ            |    | Los Gatos              | 12.87 | 7 | _____ | _____ |
| 368 | HENDERSON         |    | James Lick             | 13.04 | 8 | _____ | _____ |
| 366 | DANA BEACHAM      |    | Abraham Lincoln        | 12.94 | 1 | _____ | _____ |
| 186 | COURTNEY MECHLING |    | Monta Vista            | 12.80 | 2 | _____ | _____ |
| 365 | ANNIE POGUE       | 9  | Del Mar                | 12.94 | 3 | _____ | _____ |
| 343 | JENNIFER ODOM     | 11 | Independence           | 12.44 | 4 | _____ | _____ |
| 115 | CRAIG             |    | St. Francis            | 12.71 | 5 | _____ | _____ |
| 361 | WALSH             |    | Salinas                | 12.54 | 6 | _____ | _____ |
| 364 | SMITH             |    | Gilroy                 | 12.84 | 7 | _____ | _____ |
| 367 | ELIZA LURIE       | 10 | Robert Louis Stevenson | 12.94 | 8 | _____ | _____ |

100 METER DASH, BOYS  
Central Coast Section

San Jose City College

EVENT # 16 05-19-1994--11:34:10  
May 21, 1994

Schedule - Prelim:

Semi:

Final:

Records - 0

----- Clerk of the Course (c) 1991 Tournament Specialists -----  
ENTRANT # NAME GR AFFILIATION PREV. MARK POSITION PLACE MARK  
-----

|     |                   |    |                       |       |   |       |       |
|-----|-------------------|----|-----------------------|-------|---|-------|-------|
| 240 | THAC-VU HO        | 12 | Silver Creek          | 11.04 | 1 | _____ | _____ |
| 72  | NANCE LAPRIEST    |    | Adrian Wilcox         | 10.97 | 2 | _____ | _____ |
| 238 | SHAWN WILLIAMS    | 11 | Silver Creek          | 11.04 | 3 | _____ | _____ |
| 48  | BRENT VARTAN      | 12 | Menlo Atherton        | 10.81 | 4 | _____ | _____ |
| 187 | O'NEIL            |    | Milpitas              | 10.96 | 5 | _____ | _____ |
| 73  | TERRY ANTHONY     |    | Adrian Wilcox         | 10.95 | 6 | _____ | _____ |
| 239 | RONALD POWELL     | 12 | Carmel                | 11.04 | 7 | _____ | _____ |
| 229 | MIKE WARD         |    | Alisal                | 11.24 | 8 | _____ | _____ |
| 242 | LIAO              |    | North Monterey County | 11.14 | 1 | _____ | _____ |
| 5   | JAMAR SHEPPARD    | 9  | Sacred Heart - S.F.   | 10.98 | 2 | _____ | _____ |
| 241 | JASON SNAVELY     |    | Westmont              | 11.14 | 3 | _____ | _____ |
| 71  | ISAAC             |    | Los Gatos             | 10.83 | 4 | _____ | _____ |
| 236 | LEVINGSTON        |    | Seside                | 10.84 | 5 | _____ | _____ |
| 237 | REGGIE STEPHENS   | 12 | Santa Cruz            | 10.84 | 6 | _____ | _____ |
| 44  | ZAMORA            |    | Westmoor              | 10.98 | 7 | _____ | _____ |
| 243 | JERMAINE ROBINSON | 12 | Santa Cruz            | 11.14 | 8 | _____ | _____ |

800 METER RUN, GIRLS  
Central Coast Section

San Jose City College

EVENT # 6 05-19-1994--11:32:06  
May 21, 1994

Schedule - Prelim:

Semi:

Final:

Records - 0

| ----- Clerk of the Course (c) 1991 Tournament Specialists ----- |                     |    |              |            |          |       |       |
|-----------------------------------------------------------------|---------------------|----|--------------|------------|----------|-------|-------|
| ENTRANT #                                                       | NAME                | GR | AFFILIATION  | PREV. MARK | POSITION | PLACE | MARK  |
| 374                                                             | MEGHAN RANDALL      | 11 | Aptos        | 2:23.5     | 1        | _____ | _____ |
| 373                                                             | MICHELLE QUINET     | 10 | Santa Teresa | 2:22.1     | 2        | _____ | _____ |
| 371                                                             | LANEISHA McPHERSON  | 10 | Silver Creek | 2:21.2     | 3        | _____ | _____ |
| 330                                                             | CHRISTINE STAVOLONE | 12 | Presentation | 2:18.4     | 4        | _____ | _____ |
| 121                                                             | KIM VEEDER          |    | Los Gatos    | 2:20.5     | 5        | _____ | _____ |
| 372                                                             | SHERYL MEDINA       | 11 | Silver Creek | 2:22.0     | 6        | _____ | _____ |
| 122                                                             | JOANNA McCLOSKEY    |    | Lynbrook     | 2:23.3     | 7        | _____ | _____ |
| 65                                                              | JACQUIE COOKE       | 10 | Burlingame   | 2:26.8     | 8        | _____ | _____ |
| 336                                                             | LAKEISHA POOLE      | 10 | Gunderson    | 2:23.5     | 1        | _____ | _____ |
| 120                                                             | JANICE KIM          |    | Palo Alto    | 2:22.8     | 2        | _____ | _____ |
| 64                                                              | KRISTEN GOODRICH    | 12 | Woodside     | 2:26.6     | 3        | _____ | _____ |
| 359                                                             | PLEYTE              |    | Hollister    | 2:19.6     | 4        | _____ | _____ |
| 165                                                             | ANN BALDELLI        | 12 | St. Ignatius | 2:19.8     | 5        | _____ | _____ |
| 370                                                             | FRAZIER             |    | Live Oak     | 2:20.7     | 6        | _____ | _____ |
| 335                                                             | LISA CROUCH         | 12 | Aptos        | 2:22.8     | 7        | _____ | _____ |
| 123                                                             | LANDERS             |    | Los Gatos    | 2:25.7     | 8        | _____ | _____ |

800 METER RUN, BOYS  
Central Coast Section

San Jose City College

EVENT # 21 05-19-1994--11:35:34  
May 21, 1994

Schedule - Prelim:

Semi:

Final:

Records - 0

| ----- Clerk of the Course (c) 1991 Tournament Specialists ----- |                |    |                       |            |          |       |       |
|-----------------------------------------------------------------|----------------|----|-----------------------|------------|----------|-------|-------|
| ENTRANT #                                                       | NAME           | GR | AFFILIATION           | PREV. MARK | POSITION | PLACE | MARK  |
| 250                                                             | AMERIGO ROSSI  | 11 | Harbor                | 2:00.0     | 1        | _____ | _____ |
| 247                                                             | DAN VALLES     | 11 | Santa Teresa          | 1:58.2     | 2        | _____ | _____ |
| 246                                                             | LOUIS ANDRE    | 11 | Independence          | 1:58.8     | 3        | _____ | _____ |
| 79                                                              | WILLIAMS       |    | Gunn                  | 1:56.6     | 4        | _____ | _____ |
| 8                                                               | TODD DANDO     | 12 | Bellarmino Prep       | 1:58.5     | 5        | _____ | _____ |
| 12                                                              | ROGER ZACAPA   | 12 | Bellarmino Prep       | 1:59.0     | 6        | _____ | _____ |
| 249                                                             | DANIEL CHEN    | 11 | Independence          | 1:59.6     | 7        | _____ | _____ |
| 252                                                             | DAN HENDRICKS  | 12 | Aptos                 | 2:00.2     | 8        | _____ | _____ |
| 251                                                             | JUAN DEL-RIO   | 12 | Overfelt              | 2:00.0     | 1        | _____ | _____ |
| 248                                                             | KAMINSKIS      |    | North Monterey County | 1:59.5     | 2        | _____ | _____ |
| 14                                                              | GEORGE TRELUT  | 12 | Serra                 | 2:01.2     | 3        | _____ | _____ |
| 244                                                             | CROSN0         |    | Salinas               | 1:56.7     | 4        | _____ | _____ |
| 245                                                             | DANIEL SIKIRIC | 10 | Gunderson             | 1:57.1     | 5        | _____ | _____ |
| 80                                                              | BOSSHART       |    | Gunn                  | 1:57.0     | 6        | _____ | _____ |
| 13                                                              | STEVE TAYLOR   | 12 | Bellarmino Prep       | 1:59.6     | 7        | _____ | _____ |
| 81                                                              | MARK TOMPKINS  |    | Gunn                  | 2:00.1     | 8        | _____ | _____ |

Handwritten notes on the table:  
 - Above row 250: 26.8 29.5  
 - Above row 247: 29.5 30.50  
 - Above row 246: 157.18  
 - Above row 79: 158.35  
 - Above row 251: 26.6 28.9 125.9  
 - Above row 248: 158.0 30.5  
 - Above row 14: 158.15 32.1  
 - Above row 244: 158.29 56.76  
 - Above row 13: 1

300 METER LOW HURD., GIRLS  
Central Coast Section

San Jose City College

EVENT # 4 05-19-1994--11:31:56  
May 21, 1994

Schedule - Prelim:

Semi:

Final:

Records - 0

----- Clerk of the Course (c) 1991 Tournament Specialists

ENTRANT # NAME GR AFFILIATION PREV. MARK POSITION PLACE MARK

|     |                   |    |                       |       |   |  |  |
|-----|-------------------|----|-----------------------|-------|---|--|--|
| 350 | EALA              |    | North Monterey County | 48.64 | 1 |  |  |
| 343 | JENNIFER ODOM     | 11 | Independence          | 47.74 | 2 |  |  |
| 139 | CATHY RONDEAU     |    | Lynbrook              | 48.18 | 3 |  |  |
| 121 | KIM VEEDER        |    | Los Gatos             | 44.76 | 4 |  |  |
| 345 | BARBAGLIA         |    | Gilroy                | 47.64 | 5 |  |  |
| 376 | JASMINE ESPINOZA  | 10 | Silver Creek          | 47.14 | 6 |  |  |
| 378 | VICKI MARQUEZ     | 11 | Santa Teresa          | 48.44 | 7 |  |  |
| 135 | MARCIA STORTZ     |    | Monta Vista           | 49.07 | 8 |  |  |
| 58  | MANDY MAZIK       | 9  | Capuchino             | 48.69 | 1 |  |  |
| 133 | R. FEINBERG       |    | Palo Alto             | 48.43 | 2 |  |  |
| 134 | FLETCHER          |    | Gunn                  | 49.02 | 3 |  |  |
| 358 | CHRISTYNA SERRANO | 12 | San Lorenzo Valley    | 45.64 | 4 |  |  |
| 375 | MELANIE CAPE      | 12 | Santa Cruz            | 46.24 | 5 |  |  |
| 344 | ZAKIYA SULLIVAN   | 12 | Santa Teresa          | 47.14 | 6 |  |  |
| 377 | REYNOLDS          |    | North Salinas         | 48.44 | 7 |  |  |
| 172 | STEPHANIE MIDGLEY | 11 | Menlo School          | 48.76 | 8 |  |  |

47.91

ST 45.73 C.6  
SLU 46.26 47.77  
PA 47.77 546.25  
cap 47.84 46.97  
Gunn 47.91 46.97  
7:00 / 5:10 / 5:11  
5:32 / 5:18 / 5:52  
5:02 47.6

300 METER INT. HURD., BOYS  
Central Coast Section

San Jose City College

EVENT # 19 05-19-1994--11:35:08  
May 21, 1994

Schedule - Prelim:

Semi:

Final:

Records - 0

----- Clerk of the Course (c) 1991 Tournament Specialists

ENTRANT # NAME GR AFFILIATION PREV. MARK POSITION PLACE MARK

|     |                 |    |                 |       |   |  |  |
|-----|-----------------|----|-----------------|-------|---|--|--|
| 255 | PHIL DOLAN      | 12 | Independence    | 40.24 | 1 |  |  |
| 4   | BEN ELFERT      | 12 | Serra           | 39.88 | 2 |  |  |
| 69  | NAIVALU         |    | Fremont         | 39.79 | 3 |  |  |
| 3   | COKE EDMOND     | 12 | Bellarmino Prep | 38.05 | 4 |  |  |
| 222 | MANN            |    | Monterey        | 39.44 | 5 |  |  |
| 223 | KHALIL CARTER   | 12 | Yerba Buena     | 39.74 | 6 |  |  |
| 254 | SPARLING        |    | Hollister       | 40.24 | 7 |  |  |
| 256 | JOEL HICKOCK    | 10 | Watsonville     | 41.44 | 8 |  |  |
| 93  | JACKSON         |    | Milpitas        | 40.59 | 1 |  |  |
| 92  | JOHN BULL       |    | Mountain View   | 39.92 | 2 |  |  |
| 47  | JAMIE BELLI     | 12 | Woodside        | 40.68 | 3 |  |  |
| 220 | JAMES MEYER     | 12 | Santa Cruz      | 38.54 | 4 |  |  |
| 221 | NAM DUONG       | 12 | Silver Creek    | 38.94 | 5 |  |  |
| 253 | JEREMY GONZALES | 12 | Palma           | 39.24 | 6 |  |  |
| 218 | DAN RACE        | 12 | Soquel          | 39.94 | 7 |  |  |
| 42  | B. BYRD         |    | Westmoor        | 41.19 | 8 |  |  |

40.01

6:28 10.54  
4:36 14.96  
4:12 19.42  
4:46 19.42  
4:03 24:05  
4:06 24.91  
4:01 22.85  
4:29 25.17

200 METER DASH, GIRLS  
Central Coast Section

San Jose City College

EVENT # 3 05-19-1994--11:31:54  
May 21, 1994

Schedule - Prelim:

Semi:

Final:

Records - 0

----- Clerk of the Course (c) 1991 Tournament Specialists -----

| ENTRANT # | NAME               | GR | AFFILIATION           | PREV. MARK | POSITION | PLACE | MARK  |
|-----------|--------------------|----|-----------------------|------------|----------|-------|-------|
| 356       | STEPHANIE PETERSON | 12 | Harbor                | 26.14      | 1        | _____ | _____ |
| 112       | HAY                |    | Los Gatos             | 25.71      | 2        | _____ | _____ |
| 37        | JONES              |    | Westmoor              | 25.87      | 3        | _____ | _____ |
| 352       | VERONICA WOODS     | 12 | Independence          | 24.64      | 4        | _____ | _____ |
| 361       | WALSH              |    | Salinas               | 25.84      | 5        | _____ | _____ |
| 354       | TISHA PONDER       | 10 | Del Mar               | 25.54      | 6        | _____ | _____ |
| 115       | CRAIG              |    | St. Francis           | 26.14      | 7        | _____ | _____ |
| 365       | ANNIE POGUE        | 9  | Del Mar               | 26.34      | 8        | _____ | _____ |
| 62        | MELISA DURKIN      | 11 | Woodside              | 26.17      | 1        | _____ | _____ |
| 113       | S. FEINBERG        |    | Palo Alto             | 25.81      | 2        | _____ | _____ |
| 379       | ERICA BARRAGAN     | 11 | Notre Dame - San Jose | 26.14      | 3        | _____ | _____ |
| 61        | SYLVIA PIESLAK     | 11 | Menlo Atherton        | 25.19      | 4        | _____ | _____ |
| 60        | SHAVONNE JENNINGS  | 10 | Woodside              | 25.82      | 5        | _____ | _____ |
| 353       | TAMI SIMPSON       | 12 | Overfelt              | 25.34      | 6        | _____ | _____ |
| 363       | KATHY GROSS        | 9  | Independence          | 26.04      | 7        | _____ | _____ |
| 364       | SMITH              |    | Gilroy                | 26.24      | 8        | _____ | _____ |

200 METER DASH, BOYS  
Central Coast Section

San Jose City College

EVENT # 18 05-19-1994--11:34:39  
May 21, 1994

Schedule - Prelim:

Semi:

Final:

Records - 0

----- Clerk of the Course (c) 1991 Tournament Specialists -----

| ENTRANT # | NAME            | GR | AFFILIATION    | PREV. MARK | POSITION | PLACE | MARK  |
|-----------|-----------------|----|----------------|------------|----------|-------|-------|
| 6         | GENE BYTOF      | 12 | Riordan        | 22.50      | 1        | _____ | _____ |
| 237       | REGGIE STEPHENS | 12 | Santa Cruz     | 22.34      | 2        | _____ | _____ |
| 228       | BLAYNEY         |    | Hollister      | 22.14      | 3        | _____ | _____ |
| 71        | ISAAC           |    | Los Gatos      | 21.76      | 4        | _____ | _____ |
| 238       | SHAWN WILLIAMS  | 11 | Silver Creek   | 21.94      | 5        | _____ | _____ |
| 72        | NANCE LAPRIEST  |    | Adrian Wilcox  | 22.24      | 6        | _____ | _____ |
| 234       | RICK VENTURA    | 11 | Mount Pleasant | 22.44      | 7        | _____ | _____ |
| 233       | BENSON          |    | Monterey       | 22.64      | 8        | _____ | _____ |
| 229       | MIKE WARD       |    | Alisal         | 22.54      | 1        | _____ | _____ |
| 74        | KOFFI SIMPSON   |    | Adrian Wilcox  | 22.40      | 2        | _____ | _____ |
| 189       | O'NEAL          |    | Milpitas       | 22.16      | 3        | _____ | _____ |
| 43        | CHARLES         |    | Westmoor       | 21.79      | 4        | _____ | _____ |
| 227       | TODD SMITH      |    | San Jose       | 21.84      | 5        | _____ | _____ |
| 48        | BRENT VARTAN    | 12 | Menlo Atherton | 21.99      | 6        | _____ | _____ |
| 239       | RONALD POWELL   | 12 | Carmel         | 22.44      | 7        | _____ | _____ |
| 241       | JASON SNAVELY   |    | Westmont       | 22.54      | 8        | _____ | _____ |

3200 METER RUN, GIRLS  
Central Coast Section

San Jose City College

EVENT # 8 05-19-1994--11:32:26  
May 21, 1994

Schedule - Prelim: Semi: Final:

Records - 0

| ----- Clerk of the Course (c) 1991 Tournament Specialists ----- |                    |    |                       |            |          |       |      |
|-----------------------------------------------------------------|--------------------|----|-----------------------|------------|----------|-------|------|
| ENTRANT #                                                       | NAME               | GR | AFFILIATION           | PREV. MARK | POSITION | PLACE | MARK |
| 333                                                             | EMILY ALLISON      | 10 | Leland                | 11:13.5    | 1        |       |      |
| 331                                                             | DEBORAH BLEISCH    | 10 | Silver Creek          | 11:25.7    | 2        |       |      |
| 173                                                             | LAURA SANDOVAL     | 10 | St. Ignatius          | 11:28.1    | 3        |       |      |
| 332                                                             | NICOLE SILVA       | 11 | Aptos                 | 11:32.3    | 4        |       |      |
| 369                                                             | PLEYTE             |    | Hollister             | 11:42.7    | 5        |       |      |
| 380                                                             | CLAIRE RYAN        | 11 | Archbishop Mitty      | 11:46.6    | 6        |       |      |
| 381                                                             | CARRIE BURMAN      | 12 | Santa Teresa          | 11:48.1    | 7        |       |      |
| 382                                                             | COURTNEY SYRDLIN   | 10 | Yerba Buena           | 11:52.8    | 8        |       |      |
| 125                                                             | STEPHANIE NOVANCIK |    | Lynbrook              | 11:57.4    | 9        |       |      |
| 383                                                             | LISA RENTERIA      |    | Westmont              | 11:59.2    | 10       |       |      |
| 384                                                             | KATIE RENDLER      | 10 | Archbishop Mitty      | 12:00.7    | 11       |       |      |
| 385                                                             | HEATHER IVERSON    | 11 | Willow Glen           | 12:04.9    | 12       |       |      |
| 174                                                             | ELIZA GAENGER      | 12 | St. Ignatius          | 12:05.2    | 13       |       |      |
| 127                                                             | G. BINKLEY         |    | Los Altos             | 12:08.6    | 14       |       |      |
| 386                                                             | GURPREET JOHAL     | 11 | Independence          | 12:08.8    | 15       |       |      |
| 387                                                             | DEGROODT           |    | North Monterey County | 12:09.9    | 16       |       |      |
| 131                                                             | TYLER              |    | Gunn                  | 12:10.5    | 17       |       |      |
| 388                                                             | McKINNEY           |    | North Monterey County | 12:12.9    | 18       |       |      |
| 130                                                             | KEBLER             |    | St. Francis           | 12:15.1    | 19       |       |      |
| 175                                                             | TINA KEPALAS       | 11 | Sacred Heart - S.F.   | 12:16.0    | 20       |       |      |
| 193                                                             | KELLY GALVIN       |    | Sequoia               | 12:17.5    | 21       |       |      |
| 65                                                              | JACQUIE COOKE      | 10 | Burlingame            | 12:21.8    | 22       |       |      |
| 194                                                             | RICKETS            |    | Saratoga              | 12:22.6    | 23       |       |      |
| 145                                                             | McKINLEY           |    | Palo Alto             | 12:32.3    | 24       |       |      |

2:45.1  
4:15.9  
5:45.3  
7:19.9  
8:57.5  
10:33.2  
12:02.9  
130  
170.2  
134.6  
37.6  
235  
12

3200 METER RUN, BOYS  
Central Coast Section

San Jose City College

EVENT # 23 05-19-1994--11:36:08  
May 21, 1994

Schedule - Prelim: Semi: Final:

Records - 0

| ----- Clerk of the Course (c) 1991 Tournament Specialists ----- |                |    |                       |            |          |       |      |
|-----------------------------------------------------------------|----------------|----|-----------------------|------------|----------|-------|------|
| ENTRANT #                                                       | NAME           | GR | AFFILIATION           | PREV. MARK | POSITION | PLACE | MARK |
| 21                                                              | TOM BECKER     | 11 | Bellarmino Prep       | 9:33.2     | 1        |       |      |
| 22                                                              | BRAD HANSEN    | 9  | St. Ignatius          | 9:40.2     | 2        |       |      |
| 257                                                             | CERVANTES      |    | North Monterey County | 9:41.6     | 3        |       |      |
| 24                                                              | BRIAN LUCIDO   | 12 | Bellarmino Prep       | 9:41.6     | 4        |       |      |
| 258                                                             | FERNANDEZ      |    | Salinas               | 9:44.2     | 5        |       |      |
| 88                                                              | HARDER         |    | Gunn                  | 9:45.5     | 6        |       |      |
| 259                                                             | ENRIQUE TORRES | 10 | Silver Creek          | 9:49.4     | 7        |       |      |
| 23                                                              | ARNOLD SONG    | 11 | Bellarmino Prep       | 9:50.9     | 8        |       |      |
| 51                                                              | BRIAN LEONG    | 11 | Mills                 | 9:51.6     | 9        |       |      |
| 45                                                              | ROBINETTE      |    | El Camino             | 9:52.2     | 10       |       |      |
| 190                                                             | DAVE McDONOUGH |    | Cupertino             | 9:52.6     | 11       |       |      |
| 191                                                             | MARK SHAHINIAN |    | Mountain View         | 9:54.8     | 12       |       |      |
| 260                                                             | MORENO         |    | North Salinas         | 9:54.9     | 13       |       |      |
| 261                                                             | LIAM JONES     | 12 | Soquel                | 9:54.9     | 14       |       |      |
| 86                                                              | MATT PITTS     |    | Mountain View         | 9:58.2     | 15       |       |      |
| 192                                                             | BROAD          |    | Palo Alto             | 9:59.6     | 16       |       |      |
| 213                                                             | KOLVIRA CHHENG | 12 | Independence          | 9:59.9     | 17       |       |      |
| 262                                                             | TOMAS GARCIA   | 11 | Watsonville           | 10:01.9    | 18       |       |      |
| 263                                                             | DAN McIVER     | 11 | Willow Glen           | 10:03.9    | 19       |       |      |
| 264                                                             | JASON CHOY     | 11 | York School           | 10:03.9    | 20       |       |      |
| 265                                                             | LUIS PEREZ     | 10 | Overfelt              | 10:06.3    | 21       |       |      |
| 267                                                             | JASON LEE      | 12 | Leland                | 10:08.5    | 22       |       |      |
| 266                                                             | GARCIA         |    | North Monterey County | 10:11.7    | 23       |       |      |
| 268                                                             | JOSH SMALL     | 12 | Santa Cruz            | 10:15.7    | 24       |       |      |
| 432                                                             | JASON BALKMAN  | 11 | Lynbrook              | NO MARK    | 25       |       |      |

1600 METER RELAY, GIRLS  
Central Coast Section

San Jose City College

EVENT # 10 05-19-1994--11:32:58  
May 21, 1994

Schedule - Prelim:

Semi:

Final:

Records - 0

| Clerk of the Course |           | (c) 1991 Tournament Specialists |            |          |       |       |
|---------------------|-----------|---------------------------------|------------|----------|-------|-------|
| ENTRANT #           | NAME      | GR AFFILIATION                  | PREV. MARK | POSITION | PLACE | MARK  |
| 181                 | /MENLOG   | Menlo School                    | 4:10.5     | 1        | _____ | _____ |
| 150                 | /SF4G     | St. Francis                     | 4:07.5     | 2        | _____ | _____ |
| 152                 | /LYN4G    | Lynbrook                        | 4:06.9     | 3        | _____ | _____ |
| 389                 | /INDG4    | Independence                    | 3:57.7     | 4        | _____ | _____ |
| 391                 | /SILV4G   | Silver Creek                    | 4:05.9     | 5        | _____ | _____ |
| 393                 | /ST4G     | Santa Teresa                    | 4:07.0     | 6        | _____ | _____ |
| 396                 | /NMC4G    | North Monterey County           | 4:10.0     | 7        | _____ | _____ |
| 151                 | /PA4G     | Palo Alto                       | 4:14.8     | 8        | _____ | _____ |
| 153                 | /MV4G     | Monta Vista                     | 4:13.4     | 1        | _____ | _____ |
| 394                 | /APT4G    | Aptos                           | 4:08.2     | 2        | _____ | _____ |
| 182                 | /SIG4     | St. Ignatius                    | 4:10.4     | 3        | _____ | _____ |
| 149                 | /LG4G     | Los Gatos                       | 4:03.2     | 4        | _____ | _____ |
| 390                 | /SAL4G    | Salinas                         | 4:05.2     | 5        | _____ | _____ |
| 392                 | /OVER4G   | Overfelt                        | 4:06.7     | 6        | _____ | _____ |
| 395                 | /MITTY4G  | Archbishop Mitty                | 4:09.7     | 7        | _____ | _____ |
| 397                 | /NORSAL4G | North Salinas                   | 4:14.7     | 8        | _____ | _____ |

1600 METER RELAY, BOYS  
 Central Coast Section

San Jose City College

EVENT # 25 05-19-1994--11:40:39  
 May 21, 1994

Schedule - Prelim:

Semi:

Final:

Records - 0

----- Clerk of the Course (c) 1991 Tournament Specialists -----

| ENTRANT # | NAME    | GR | AFFILIATION     | PREV. MARK | POSITION | PLACE | MARK          |
|-----------|---------|----|-----------------|------------|----------|-------|---------------|
| 274       | /ST4    |    | Santa Teresa    | 3:29.3     | 1        |       |               |
| 27        | /SERRA4 |    | Serra           | 3:27.8     | 2        |       |               |
| 270       | /IND4   |    | Independence    | 3:27.6     | 3        |       |               |
| 46        | /WEST4B |    | Westmoor        | 3:23.0     | 4        |       | 3:20.14 West  |
| 95        | /LG4    |    | Los Gatos       | 3:25.0     | 5        |       | 3:20.15 L.G   |
| 96        | /HOM4   |    | Homestead       | 3:25.1     | 6        |       | 3:22.4 Home   |
| 97        | /WIL4   |    | Adrian Wilcox   | 3:29.2     | 7        |       | 3:22.2 w.lcox |
| 277       | /MONT4  |    | Monterey        | 3:32.4     | 8        |       |               |
| 275       | /HARB4  |    | Harbor          | 3:29.7     | 1        |       | 52.11 59.95   |
| 271       | /PAL4   |    | Palma           | 3:28.0     | 2        |       | 50.30 49.9    |
| 272       | /YB4    |    | Yerba Buena     | 3:28.2     | 3        |       | 50.5 50.25    |
| 94        | /GUNN4  |    | Gunn            | 3:23.1     | 4        |       | 49.11 50.06   |
| 269       | /SC4    |    | Silver Creek    | 3:24.4     | 5        |       | 322.1 322.25  |
| 26        | /BELL4  |    | Bellarmino Prep | 3:25.1     | 6        |       | S.C 319.0     |
| 273       | /SC4    |    | Santa Cruz      | 3:28.6     | 7        |       | Bell 320.0    |
| 276       | /SJ4    |    | San Jose        | 3:31.9     | 8        |       |               |





LONG JUMP, GIRLS  
Central Coast Section

San Jose City College

EVENT # 11 05-19-1994--12:10:27  
May 21, 1994

Schedule - Prelim:

Semi:

Final:

Records - 0

----- Clerk of the Course (c) 1991 Tournament Specialists -----  
-----

| ENTRANT # | NAME              | GR | AFFILIATION        | PREV. MARK | POSITION | PLACE | MARK  |
|-----------|-------------------|----|--------------------|------------|----------|-------|-------|
| 403       | MARCIA DUONG      | 11 | Overfelt           | 15-09.75   | 1        | _____ | _____ |
| 368       | HENDERSON         |    | James Lick         | 15-10.75   | 2        | _____ | _____ |
| 401       | JANEL STERBENTZ   | 10 | Silver Creek       | 15-11.0    | 3        | _____ | _____ |
| 402       | QUIIANA KNIGHT    | 11 | Silver Creek       | 15-11.0    | 4        | _____ | _____ |
| 354       | TISHA PONDER      | 10 | Del Mar            | 16-06.0    | 5        | _____ | _____ |
| 400       | TAMMY MONSON      | 9  | Independence       | 16-09.5    | 6        | _____ | _____ |
| 399       | CINDY PETTIBON    | 11 | Gunderson          | 16-10.5    | 7        | _____ | _____ |
| 176       | CAROL TRAUNER     | 12 | St. Ignatius       | 16-11.25   | 8        | _____ | _____ |
| 362       | JENNIFER WARFIELD | 10 | San Lorenzo Valley | 16-11.5    | 1        | _____ | _____ |
| 398       | KAMEELAH ELARMS   | 9  | Piedmont Hills     | 17-01.5    | 2        | _____ | _____ |
| 156       | SHIRLEY PAGADOR   |    | Adrian Wilcox      | 17-04.75   | 3        | _____ | _____ |
| 178       | RENEE EMERY       | 11 | Menlo School       | 17-06.0    | 4        | _____ | _____ |
| 138       | LIVERS            |    | Los Gatos          | 17-07.0    | 5        | _____ | _____ |
| 155       | DUFFY             |    | St. Francis        | 17-08.0    | 6        | _____ | _____ |
| 157       | BURNHAM           |    | Los Gatos          | 17-10.5    | 7        | _____ | _____ |
| 154       | OCEGUERA          |    | St. Francis        | 18-03.25   | 8        | _____ | _____ |

-----

HIGH JUMP, GIRLS  
Central Coast Section

San Jose City College

EVENT # 13 05-19-1994--12:10:29  
May 21, 1994

Schedule - Prelim:

Semi:

Final:

Records - 0

----- Clerk of the Course (c) 1991 Tournament Specialists -----  
-----

| ENTRANT # | NAME              | GR | AFFILIATION        | PREV. MARK | POSITION | PLACE | MARK  |
|-----------|-------------------|----|--------------------|------------|----------|-------|-------|
| 430       | ROCKHAYA KAWAH    | 10 | Aptos              | 4-08.0     | 1        | _____ | _____ |
| 431       | KAREN VERPBET     | 12 | Del Mar            | 4-08.0     | 2        | _____ | _____ |
| 427       | KIM STOKE         | 12 | Watsonville        | 4-10.0     | 3        | _____ | _____ |
| 346       | ERICA LARSON      | 11 | Carmel             | 4-10.0     | 4        | _____ | _____ |
| 408       | ANNETTE GUERRERO  | 12 | Watsonville        | 4-10.0     | 5        | _____ | _____ |
| 428       | LISA HOLODY       | 11 | Santa Teresa       | 4-10.0     | 6        | _____ | _____ |
| 409       | EVIE SMITH        | 11 | Santa Cruz         | 4-10.0     | 7        | _____ | _____ |
| 429       | LINDSAY MURRAY    | 10 | King City          | 4-10.0     | 8        | _____ | _____ |
| 66        | SHASTA BURDICK    | 11 | Aragon             | 5-00.0     | 1        | _____ | _____ |
| 168       | S. MIDGLEY        | 11 | Menlo School       | 5-00.0     | 2        | _____ | _____ |
| 160       | TINA FARNADY      |    | Los Gatos          | 5-02.0     | 3        | _____ | _____ |
| 161       | LINDSSEY ANDERSON |    | Palo Alto          | 5-02.0     | 4        | _____ | _____ |
| 162       | TANTIVONGSATHORN  |    | Monta Vista        | 5-02.0     | 5        | _____ | _____ |
| 177       | MONICA TOBIN      | 11 | Mercy (Burlingame) | 5-02.0     | 6        | _____ | _____ |
| 426       | RHYAN ARMSTRONG   | 9  | Independence       | 5-02.0     | 7        | _____ | _____ |
| 159       | ERIN DUFFY        |    | St. Francis        | 5-06.0     | 8        | _____ | _____ |

-----

DISCUS,BOYS  
Central Coast Section

San Jose City College

EVENT # 31 05-19-1994--13:22:47  
May 21, 1994

Schedule - Prelim:

Semi:

Final:

Records - 0

----- Clerk of the Course (c) 1991 Tournament Specialists -----

| ENTRANT # | NAME            | GR | AFFILIATION     | PREV. MARK | POSITION | PLACE | MARK  |
|-----------|-----------------|----|-----------------|------------|----------|-------|-------|
| 302       | MATT WRIGHT     | 11 | Del Mar         | 137-08.0   | 1        | _____ | _____ |
| 301       | DUSTIN KNIGHT   | 11 | Pacific Grove   | 138-00.0   | 2        | _____ | _____ |
| 300       | KESTERMONT      |    | Gilroy          | 138-11.0   | 3        | _____ | _____ |
| 291       | JIM MARHEINEKE  | 12 | Soquel          | 140-05.5   | 4        | _____ | _____ |
| 299       | McNOWN          |    | Hollister       | 142-00.5   | 5        | _____ | _____ |
| 298       | DAGEY           |    | Seside          | 142-02.0   | 6        | _____ | _____ |
| 297       | WISHARD         |    | Monterey        | 144-04.5   | 7        | _____ | _____ |
| 28        | BRAD PERKINS    | 11 | Bellarmino Prep | 146-03.0   | 8        | _____ | _____ |
| 57        | MIKE FREY       | 12 | Woodside        | 147-05.0   | 1        | _____ | _____ |
| 109       | GREENBERG       | 12 | Los Altos       | 149-04.0   | 2        | _____ | _____ |
| 110       | ESCOBAR         | 12 | Gunn            | 153-08.0   | 3        | _____ | _____ |
| 296       | NEUFELD         |    | Live Oak        | 154-06.5   | 4        | _____ | _____ |
| 287       | MARC MATOCK     | 12 | Palma           | 154-08.0   | 5        | _____ | _____ |
| 111       | GORDON HOVEY    |    | Monta Vista     | 158-07.0   | 6        | _____ | _____ |
| 107       | CHOE            |    | Milpitas        | 167-00.0   | 7        | _____ | _____ |
| 15        | CHRIS DeMARTINI | 12 | St. Ignatius    | 177-07.0   | 8        | _____ | _____ |

SHOT PUT,BOYS  
Central Coast Section

San Jose City College

EVENT # 30 05-19-1994--13:22:47  
May 21, 1994

Schedule - Prelim:

Semi:

Final:

Records - 0

----- Clerk of the Course (c) 1991 Tournament Specialists -----

| ENTRANT # | NAME            | GR | AFFILIATION     | PREV. MARK | POSITION | PLACE | MARK  |
|-----------|-----------------|----|-----------------|------------|----------|-------|-------|
| 295       | ADAM HALLFORD   |    | Watsonville     | 46-05.0    | 1        | _____ | _____ |
| 294       | LACAP           |    | San Jose        | 46-01.0    | 2        | _____ | _____ |
| 293       | YOUNG           |    | Salinas         | 46-02.0    | 3        | _____ | _____ |
| 108       | GORDON HOUEY    |    | Monta Vista     | 46-02.25   | 4        | _____ | _____ |
| 292       | DAVID JACKSON   | 11 | Overfelt        | 47-01.5    | 5        | _____ | _____ |
| 291       | JIM MARHEINEKE  | 12 | Soquel          | 47-05.0    | 6        | _____ | _____ |
| 290       | ROSCOE JORDAN   | 10 | Yerba Buena     | 47-09.0    | 7        | _____ | _____ |
| 289       | STEWART         |    | Hollister       | 47-09.5    | 8        | _____ | _____ |
| 105       | McGILURAY       |    | Los Gatos       | 49-05.25   | 1        | _____ | _____ |
| 288       | KELLEY SEALE    | 12 | Aptos           | 49-09.0    | 2        | _____ | _____ |
| 18        | MARC MAZZONI    | 12 | Bellarmino Prep | 51-05.25   | 3        | _____ | _____ |
| 17        | HOSEA NELSON    | 11 | St. Ignatius    | 53-01.0    | 4        | _____ | _____ |
| 16        | AARON LEWIS     | 11 | St. Ignatius    | 53-02.0    | 5        | _____ | _____ |
| 106       | HOWARD          |    | Los Altos       | 53-03.75   | 6        | _____ | _____ |
| 287       | MARC MATOCK     | 12 | Palma           | 53-09.0    | 7        | _____ | _____ |
| 15        | CHRIS DeMARTINI | 12 | St. Ignatius    | 57-06.0    | 8        | _____ | _____ |

LONG JUMP, BOYS  
Central Coast Section

San Jose City College

EVENT # 26 05-19-1994--13:22:34  
May 21, 1994

Schedule - Prelim: Semi: Final:

Records - 0

----- Clerk of the Course (c) 1991 Tournament Specialists -----

| ENTRANT # | NAME            | GR | AFFILIATION           | PREV. MARK | POSITION | PLACE | MARK  |
|-----------|-----------------|----|-----------------------|------------|----------|-------|-------|
| 229       | MIKE WARD       |    | Alisal                | 20-06.0    | 1        | _____ | _____ |
| 281       | JOE ESCBEDO     | 11 | Santa Teresa          | 20-07.0    | 2        | _____ | _____ |
| 280       | LAHEY           |    | North Monterey County | 20-07.5    | 3        | _____ | _____ |
| 219       | DOUG BROWN      | 12 | Gunderson             | 20-10.5    | 4        | _____ | _____ |
| 237       | REGGIE STEPHENS | 12 | Santa Cruz            | 21-01.75   | 5        | _____ | _____ |
| 279       | BONNEY          |    | North Salinas         | 21-03.25   | 6        | _____ | _____ |
| 102       | DIAZ            |    | Los Gatos             | 21-05.75   | 7        | _____ | _____ |
| 53        | JASON SANCHEZ   |    | Burlingame            | 21-06.0    | 8        | _____ | _____ |
| 227       | TODD SMITH      |    | San Jose              | 21-08.25   | 1        | _____ | _____ |
| 181       | D. WONG         |    | Los Altos             | 21-11.5    | 2        | _____ | _____ |
| 239       | RONALD POWELL   | 12 | Carmel                | 21-11.75   | 3        | _____ | _____ |
| 20        | KEITH MARSHALL  | 12 | Serra                 | 22-02.5    | 4        | _____ | _____ |
| 49        | JOHN WOLFE      | 11 | Aragon                | 22-02.5    | 5        | _____ | _____ |
| 19        | MARK SASO       | 11 | Bellarmino Prep       | 22-04.0    | 6        | _____ | _____ |
| 278       | FRED JACKSON    | 11 | Oak Grove             | 22-10.5    | 7        | _____ | _____ |
| 100       | JEFF NORD       |    | Los Altos             | 23-07.5    | 8        | _____ | _____ |

POLE VAULT, BOYS  
Central Coast Section

San Jose City College

EVENT # 29 05-19-1994--13:22:37  
May 21, 1994

Schedule - Prelim: Semi: Final:

Records - 0

----- Clerk of the Course (c) 1991 Tournament Specialists -----

| ENTRANT # | NAME              | GR | AFFILIATION           | PREV. MARK | POSITION | PLACE | MARK  |
|-----------|-------------------|----|-----------------------|------------|----------|-------|-------|
| 30        | KEITH MILLER      | 12 | St. Francis           | 11-06.0    | 1        | _____ | _____ |
| 32        | MIKE SELLAI       | 11 | Sacred Heart - S.F.   | 11-06.0    | 2        | _____ | _____ |
| 31        | ANDY SCHWADERER   | 12 | Bellarmino Prep       | 12-00.0    | 3        | _____ | _____ |
| 54        | GREG LIN          | 12 | Mills                 | 12-00.0    | 4        | _____ | _____ |
| 188       | DAN SNYDER        |    | Los Gatos             | 12-06.0    | 5        | _____ | _____ |
| 317       | GUBSER            |    | North Salinas         | 13-00.0    | 6        | _____ | _____ |
| 318       | WENHOLZ           |    | Gilroy                | 13-00.0    | 7        | _____ | _____ |
| 319       | CHRIS SCATENA     | 12 | Leland                | 13-00.0    | 8        | _____ | _____ |
| 56        | MIKE HALDEZOS     | 11 | Mills                 | 13-06.0    | 1        | _____ | _____ |
| 315       | BARRY PHAN        | 12 | Yerba Buena           | 13-06.0    | 2        | _____ | _____ |
| 316       | EVANGER           |    | North Monterey County | 13-06.0    | 3        | _____ | _____ |
| 299       | McnOWN            |    | Hollister             | 14-00.0    | 4        | _____ | _____ |
| 314       | LORENZO RODRIGUEZ | 12 | Mount Pleasant        | 14-00.0    | 5        | _____ | _____ |
| 29        | MURRAY HARRIS     | 12 | St. Francis           | 14-06.0    | 6        | _____ | _____ |
| 313       | DAVID NGUYEN      | 12 | Yerba Buena           | 14-06.0    | 7        | _____ | _____ |
| 312       | SCOTT SLOVER      | 12 | Leland                | 17-00.0    | 8        | _____ | _____ |

HIGH JUMP, BOYS  
Central Coast Section

San Jose City College

EVENT # 28 05-19-1994--13:22:36  
May 21, 1994

Schedule - Prelim:

Semi:

Final:

Records - 0

----- Clerk of the Course (c) 1991 Tournament Specialists -----

| ENTRANT # | NAME             | GR | AFFILIATION           | PREV. MARK | POSITION | PLACE | MARK  |
|-----------|------------------|----|-----------------------|------------|----------|-------|-------|
| 308       | JAFF ARGABRITE   | 12 | Willow Glen           | 5-10.0     | 1        | _____ | _____ |
| 309       | MELVIN JUNIOR    | 11 | Silver Creek          | 5-10.0     | 2        | _____ | _____ |
| 310       | BEALS            |    | Salinas               | 5-10.0     | 3        | _____ | _____ |
| 311       | TERRY SIMMONS    | 12 | Willow Glen           | 5-10.0     | 4        | _____ | _____ |
| 306       | TOM LOOMIS       | 11 | Pacific Grove         | 6-00.0     | 5        | _____ | _____ |
| 307       | MICHAEL VOLARICH | 11 | San Lorenzo Valley    | 6-00.0     | 6        | _____ | _____ |
| 282       | MACIAS           |    | Hollister             | 6-02.0     | 7        | _____ | _____ |
| 304       | DAN SILVA        | 12 | Watsonville           | 6-02.0     | 8        | _____ | _____ |
| 305       | WIGGINS          |    | Del Mar               | 6-02.0     | 9        | _____ | _____ |
| 40        | DION CAMPISI     | 12 | Bellarmino Prep       | 6-02.0     | 1        | _____ | _____ |
| 55        | RYAN OSBERG      | 11 | Burlingame            | 6-02.0     | 2        | _____ | _____ |
| 92        | JOHN BULL        |    | Mountain View         | 6-02.0     | 3        | _____ | _____ |
| 98        | AHMAD            |    | Milpitas              | 6-02.0     | 4        | _____ | _____ |
| 99        | ERIC NEUMANN     |    | Adrian Wilcox         | 6-02.0     | 5        | _____ | _____ |
| 280       | LAHEY            |    | North Monterey County | 6-02.0     | 6        | _____ | _____ |
| 303       | JOHNSON          |    | Del Mar               | 6-04.0     | 7        | _____ | _____ |
| 38        | BRENDON ZEIDLER  | 11 | Bellarmino Prep       | 6-06.0     | 8        | _____ | _____ |
| 39        | JOHN FERNQUEST   | 12 | St. Francis           | 6-06.0     | 9        | _____ | _____ |

SHOT PUT, GIRLS  
Central Coast Section

San Jose City College

EVENT # 14 05-19-1994--12:10:30  
May 21, 1994

Schedule - Prelim:

Semi:

Final:

Records - 0

----- Clerk of the Course (c) 1991 Tournament Specialists -----

| ENTRANT # | NAME             | GR | AFFILIATION    | PREV. MARK | POSITION | PLACE | MARK  |
|-----------|------------------|----|----------------|------------|----------|-------|-------|
| 148       | DEAMERO          |    | Los Altos      | 32-07.0    | 1        | _____ | _____ |
| 147       | FOX              |    | St. Francis    | 32-07.75   | 2        | _____ | _____ |
| 184       | ANDREY SABO      |    | Santa Clara    | 32-08.5    | 3        | _____ | _____ |
| 418       | SONIA GONALEZ    | 12 | James Lick     | 33-02.0    | 4        | _____ | _____ |
| 417       | JANNIFER BARRETT | 12 | Gonzales       | 33-04.25   | 5        | _____ | _____ |
| 416       | NANCY MALDONADO  | 11 | Mount Pleasant | 33-04.5    | 6        | _____ | _____ |
| 67        | CAMI NILMEYER    | 10 | Burlingame     | 33-04.75   | 7        | _____ | _____ |
| 415       | DONY VLOO        | 10 | Mount Pleasant | 33-06.0    | 8        | _____ | _____ |
| 414       | DARLENE TULVA    | 10 | Carmel         | 33-10.5    | 1        | _____ | _____ |
| 413       | TINA JESE        | 11 | Yerba Buena    | 34-05.0    | 2        | _____ | _____ |
| 412       | NORA TUPITO      | 12 | Yerba Buena    | 34-11.0    | 3        | _____ | _____ |
| 411       | RACHELLE TANNER  | 12 | North Salinas  | 36-00.0    | 4        | _____ | _____ |
| 410       | REBECCA MORRISON | 11 | Presentation   | 37-05.0    | 5        | _____ | _____ |
| 34        | SANDRA SAHOURIEH |    | Westmoor       | 38-05.0    | 6        | _____ | _____ |
| 146       | BOWER            |    | Gunn           | 40-00.5    | 7        | _____ | _____ |
| 33        | CHRISTINE ETUALE |    | Jefferson      | 43-01.0    | 8        | _____ | _____ |

DISCUS, GIRLS  
Central Coast Section

San Jose City College

EVENT # 15 05-19-1994--12:10:39  
May 21, 1994

Schedule - Prelim:

Semi:

Final:

Records - 0

----- Clerk of the Course (c) 1991 Tournament Specialists -----  
ENTRANT # NAME GR AFFILIATION PREV. MARK POSITION PLACE MARK  
-----  
411 RACHELLE TANNER 12 North Salinas 101-10.0 1 \_\_\_\_\_  
425 KEYES Gilroy 102-01.0 2 \_\_\_\_\_  
424 JACKIE HOTCKISS 10 Overfelt 102-10.0 3 \_\_\_\_\_  
163 DEPUY Palo Alto 103-02.0 4 \_\_\_\_\_  
35 RAIFA IBRAHIM Westmoor 103-06.0 5 \_\_\_\_\_  
423 ESTELLE MIRANDA 10 Salinas 104-00.0 6 \_\_\_\_\_  
68 LINDSAY LEITSINGER 11 Burlingame 105-04.0 7 \_\_\_\_\_  
164 SULLIVAN Los Gatos 106-10.0 8 \_\_\_\_\_  
  
422 HOLLY ROYALTEY 11 San Lorenzo Valley 107-10.0 1 \_\_\_\_\_  
421 SHELLY THURE 12 Salinas 108-05.0 2 \_\_\_\_\_  
420 JENNIFER BARRETT 12 Gonzales 108-10.0 3 \_\_\_\_\_  
146 BOWER Gunn 109-08.0 4 \_\_\_\_\_  
34 SANDRA SAHOURIEH Westmoor 113-03.0 5 \_\_\_\_\_  
419 REBECCA MORRISON 11 Presentation 113-08.0 6 \_\_\_\_\_  
33 CHRISTINE ETUALE Jefferson 128-03.0 7 \_\_\_\_\_  
414 DARLENE TULUA 10 Carmel 137-02.0 8 \_\_\_\_\_

TRIPLE JUMP, GIRLS  
Central Coast Section

San Jose City College

EVENT # 12 05-19-1994--12:10:28  
May 21, 1994

Schedule - Prelim:

Semi:

Final:

Records - 0

----- Clerk of the Course (c) 1991 Tournament Specialists -----  
ENTRANT # NAME GR AFFILIATION PREV. MARK POSITION PLACE MARK  
-----  
409 EVIE SMITH 11 Santa Cruz 33-03.5 1 \_\_\_\_\_  
408 ANNETTE GUERRERO 12 Watsonville 33-09.75 2 \_\_\_\_\_  
157 BURNHAM Los Gatos 34-04.5 3 \_\_\_\_\_  
407 SIENNA OWENS 10 Independence 34-04.5 4 \_\_\_\_\_  
158 ITO Fremont 34-06.0 5 \_\_\_\_\_  
406 NICKS North Salinas 34-07.5 6 \_\_\_\_\_  
403 MARCIA DUONG 11 Overfelt 34-09.0 7 \_\_\_\_\_  
405 HEATHER BLACKWELL 10 Robert Louis Stevenson 34-10.5 8 \_\_\_\_\_  
  
137 WIRZ Los Gatos 35-04.0 1 \_\_\_\_\_  
179 NICOLE DOBROSKI 12 St. Ignatius 35-04.0 2 \_\_\_\_\_  
401 JANEL STERBENTZ 10 Silver Creek 35-06.0 3 \_\_\_\_\_  
404 JAKARIA STEWART 12 Aptos 35-10.5 4 \_\_\_\_\_  
155 DUFFY St. Francis 36-04.0 5 \_\_\_\_\_  
132 OCEGURA St. Francis 36-11.5 6 \_\_\_\_\_  
59 KIM TRIPPLETT 12 Aragon 37-03.0 7 \_\_\_\_\_  
399 CINDY PETTIBON 11 Gunderson 38-05.25 8 \_\_\_\_\_

TRIPLE JUMP, BOYS  
Central Coast Section

San Jose City College

EVENT # 27 05-19-1994--13:22:35  
May 21, 1994

Schedule - Prelim:

Semi:

Final:

Records - 0

----- Clerk of the Course (c) 1991 Tournament Specialists -----  
ENTRANT # NAME GR AFFILIATION PREV. MARK POSITION PLACE MARK

|     |                 |    |                       |          |   |       |       |
|-----|-----------------|----|-----------------------|----------|---|-------|-------|
| 286 | BEN WILLIAMS    | 11 | Overfelt              | 42-01.5  | 1 | _____ | _____ |
| 285 | NGHIA NGUYEN    | 12 | Yerba Buena           | 42-03.0  | 2 | _____ | _____ |
| 284 | JONATHAN STONE  | 11 | Yerba Buena           | 42-03.75 | 3 | _____ | _____ |
| 279 | BONNEY          |    | North Salinas         | 42-10.25 | 4 | _____ | _____ |
| 219 | DOUG BROWN      | 12 | Gunderson             | 43-00.75 | 5 | _____ | _____ |
| 25  | CARLOS SIDIJAYA | 12 | Serra                 | 44-01.5  | 6 | _____ | _____ |
| 54  | GREG LIN        | 12 | Mills                 | 44-01.5  | 7 | _____ | _____ |
| 104 | SASO            |    | Los Gatos             | 44-02.25 | 8 | _____ | _____ |
| 278 | FRED JACKSON    | 11 | Oak Grove             | 44-04.75 | 1 | _____ | _____ |
| 103 | DEBOW           |    | Homestead             | 44-06.0  | 2 | _____ | _____ |
| 282 | MACIAS          |    | Hollister             | 44-07.0  | 3 | _____ | _____ |
| 283 | JOHNSON         |    | Monterey              | 44-07.0  | 4 | _____ | _____ |
| 19  | MARK SASO       | 11 | Bellarmine Prep       | 45-00.0  | 5 | _____ | _____ |
| 280 | LAHEY           |    | North Monterey County | 45-03.75 | 6 | _____ | _____ |
| 7   | ERIC STALLINGS  | 12 | Bellarmine Prep       | 45-08.5  | 7 | _____ | _____ |
| 90  | D. NORD         |    | Los Altos             | 47-02.0  | 8 | _____ | _____ |