

Reebok

CIF
TRACK & FIELD



CIF/Reebok 1990 CIF/Reebok

CALIFORNIA
STATE CHAMPIONSHIPS

1990 CIF/REEBOK TRACK & FIELD CHAMPIONSHIPS
JUNE 1 - 2, CERRITOS COLLEGE, NORWALK



It's A Part Of Your Life.

Coca-Cola
Trade-mark®
CLASSIC
ORIGINAL
Formula

You Can't Beat The Feeling!



Table of Contents

| | | | |
|-----------------------------------|-----|--|-------|
| Table of Contents | 1 | Girls 400-Meter Relay/Boys 400-Meter Relay | 16 |
| Welcome Page | 2 | Girls 1600-Meter Run/Girls Discus | 17 |
| Welcome from the State CIF Office | 3 | Boys 1600-Meter Run/Girls 100-Meter Low Hurdles | 18 |
| 1990 Meet Officials | 4 | Boys 110-Meter High Hurdles/Girls 400-Meter Dash | 19 |
| Time Schedule | 5 | Boys 400-Meter Dash/Boys Shot Put | 20 |
| CIF/Reebok Scholar Athletes | 6 | Boys High Jump/Girls Triple Jump | 21 |
| Dreamer and Doer Suzy Jost | 7 | Boys Triple Jump/Girls 100-Meter Dash | 22 |
| Larry Arason Award | 7 | Boys 100-Meter Dash/Girls 800-Meter Run | 23 |
| Preview Story | 8-9 | Boys 800-Meter Run/Girls 300-Meter Low Hurdles | 24 |
| History of the Championships | 10 | Boys 300-Meter Inter. Hurdles/Girls 200-Meter Dash | 25 |
| CIF/Reebok State Champions | | Boys 200-Meter Dash/Girls 1600-Meter Relay | 26 |
| Who later won Olympic Medals | 10 | Boys 1600-Meter Relay/Girls 3200-Meter Run | 27 |
| Schedule of Events | 11 | Boys 3200-Meter Run | 28 |
| Boys Discus/Girls Shot Put | 13 | Honor Coaches | 30 |
| Girls High Jump/Girls Long Jump | 14 | CIF/Reebok Track and Field Championship Records | 31-37 |
| Boys Long Jump/Boys Pole Vault | 15 | In Support of High School Athletics | 40 |

THE CALIFORNIA INTERSCHOLASTIC FEDERATION WELCOMES YOU



NEAL OLSEN
CIF President

High school athletic programs provide tremendous educational opportunities for the young people of California. Many of the valuable concepts grasped cannot be learned in any other arena.

The California Interscholastic Federation was created in 1914 and exists for one purpose: To provide the framework for quality athletic competition for the high school students of California. Within that overall framework, the CIF has the responsibility of ensuring fair, equitable and safe competition for each student athlete.

The CIF is a grassroots organization consisting of representatives of every high school in the state who are organized first by leagues, then sections, and finally the state level umbrella organization. Much of the work of these individuals is voluntary and is done out of love for, and commitment to, the young people in our schools. Each of these school representatives deserve our admiration and our sincere appreciation.

On behalf of all of us who represent CIF at the league, section or state level, we wish the student athletes of California a most successful 1989-90 school year.

Dr. Neal Olsen
Assistant Superintendent
Kern High School District
Bakersfield, California

CIF FEDERATED COUNCIL

EXECUTIVE COMMITTEE

NEAL OLSEN, President
Assistant Superintendent, Kern H.S.D.
MARIE ISHIDA
Principal, Carmel High

ROBERT PACKER, President-Elect
Superintendent, Duarte U.S.D.
CHARLES NELSON
Consultant, Plumas Co. School
RENE TOWNSEND
Superintendent, Vista U.S.D.

VANCE NELSON, Past President
Principal, Irvington
RICHARD NELSON
Principal, Rio Linda High

ELEANOR BROWN
Asst. Supt. Schools, San Juan U.S.D.
ED BRASMER
Principal, Mantecca High
ORLANDO CHIAVINI
Principal, Acalanes High
ELVIRA DUNDY
Principal, Woodrow Wilson High
JENNIFER EARLE
Principal, Woodlake High
JAMES FLEMING
Superintendents Liaison Committee
DAN FUKUSHIMA
Cal Coaches Association
PATRICIA GEISTER
Principal, Moreau High
GYNTHIA GRENNAN
Superintendent, Anaheim U.H.S.D.
KATHY HAINES
Athletic Director, Chico Sr. High

JACK HAYES
Asst. Supt. Educational Services
Santa Rosa H.S.D.
TOM JACOBSON
PRINCIPAL, Corona del Mar High
LEE NELL JENNINGS
Principal, Castlemont High
SUE KAMIYAMA
Athletic Director, Bell High
PHILIP LUM
Principal, Abraham Lincoln High
NORM MacKENZIE
California State Athletic Directors Assn.
GALE MARTELLA
Cal Coaches Association
JIM OLSON
California School Boards Assn.
ROGER ORAZI
Admin. of Standards & Evaluations
SHERI ROSS
California State Athletic Directors Assn.

CHARLES ROWINS
Cal. Assn. of Private School Organizations
ERNIE SCARCELLI
Principal, Sylmar High
HOLLIS SHANNON
Dean of Student Activities, E. Bakersfield
GARY SMIDDERKS
Principal, L.A. Baptist
JANINE STARK
Principal, Monta Vista High
TBA
Assn. of Cal. School Administrators
ROBERT THOMAS
Superintendent, Fallbrook U.S.D.
PAT VALLADAO
Consultant, Health Nutrition-P.E.,
State Dept. of Education
JAMES WELSH
Principal, Skyline High

CIF SECTION COMMISSIONERS

MERRITT GILBERT
Central Section
NANCY LAZENBY
Central Coast Section
HAL HARKNESS
Los Angeles City Section

PAUL GADDINI
North Coast Section
DAROLD ADAMSON
Northern Section

LOUIS JONES
Oakland City Section
CLARK COOVER
Sac-Joaquin Section

KENDALL WEBB
San Diego Section
ANNE HEINLINE
San Francisco Section
STAN THOMAS
Southern Section

Welcome From The State Office Of The CALIFORNIA INTERSCHOLASTIC FEDERATION

Your California Interscholastic Federation has served the youth of California since 1914 and proudly boasts of having more than four million alumni.


Since its beginning, the state-wide CIF has grown to become the largest youth agency in the state, serving more than 500,000 young student/athletes each year who participate regularly in the interscholastic athletic activities of California's 1200 secondary schools.

The CIF is dedicated to providing all student/athletes in California with equal participation opportunities, a philosophy that has propelled the state into uncontested leadership in the nurturing of outstanding athletes.


Many of the names are legends, and today that heritage is being continued. Janet Evans, Rick Monday, Pat Haden, Scott McGregor, Flo Hyman. Outstanding men and women of whom Californians can be proud.

With the continuing cooperation and dedication of superintendents, principals, and athletic directors as well as the abundant interest of over one-half million students and their families each year, the future of prep sports would appear bright and healthy.

We urge you to continue your support of scholar/athletes by attending high-school sporting events in your community on a regular basis.



"We are proud to present this outstanding state championship event, an indication of the support given to our scholar/athletes by the people of California. We welcome you to this showcase of some of our finest young California athletes-- our nation's future leaders."



*Thomas E. Byrnes
State CIF Commissioner*




*Margaret R. Davis
Associate State CIF Commissioner*

DOING THE JOB FOR PREP SPORTS SINCE 1914

1990 CIF/Reebok State Track and Field Meet Officials

Meet Director: Dean Crowley
Meet Manager: Earl Engman
Asst. Meet Managers: Paul Bodenshot/Bob Mc Guire/
 Mike Cummins
Director of Publicity: Jim Duell
Starter (Boys): Walt Smith
Starter (Girls): Jack Brisacher
Recall Starter (Accutrack): Herman Moreno
Meet Referee: Larry Arason
Clerk of Courts/Asst.: Sandy Duncan
Announcer/Asst.: Dave Hurlburt/John Dahlem/Dave Smith
Recorder: Julie Bellah
Seeding (Prelims): Don Chadez
Seeding (Finals): Harry Dolen
Accutrack: Brian Springer/Barry Sacks
Accutrack: Joe Raya
Reader of Film: Pat Raya
Finish Line Coordinator: Chuck Lawrence
Head Finish Judge: Daiva Jusionis
Head Timer: Larry Dobyms
Head Field Judge: Ed Austin
Head Inspector: Leo Costanzo
Head Marshall: Dan Reinstein
Head Weights and Measures: Keenan Gilbert
Officials' Check In: Tom Crowley
Finance Manager: Mary Lou Engman
Scorers: N. Switzer/J. Hollander/L. Bodenshot/
 M. Henney
Awards: Dutch Dotterer
Coaches' Corner: Lanny Carter/Bob Gunther
Director Hurdle Crew: Ken Cronquist, Maranatha High School

Director Field Event Crew: Doug Todd, Artesia High School
Expeditors: Marge Fulton/Carlotta Shupp/Ruby Olsen
Boys' Pole Vault: Rick Foster/John Blair
Boys' and Girls' High Jump: Marcel La Croix/Jim Leahy/
 Rodger Dubbs
Boys' and Girls' Shot Put: Roger Van Pelt/Hugo De Groot/Barbara De
 Groot
Boys' and Girls' Discus: Randy Edwards/J. Edwards
Boys' Long Jump/Triple Jump: Gary Brooks/Al Leonard/Jim
 Carson/Harriett Opsahl
Girls' Long Jump/Triple Jump: J. Torres/Edmonds/N. Norton/
 E. Torres/P. Webster
Inspectors: Alan Amundeson/Ron Battle/Nate
 Burlingham/Jean Costanzo/Hal
 Geis/Jim D'Amore/Bill Garner/
 Jack Garner/Sam Moreno/Bill Mocnik/
 Preston O'Neil/Martin Olson/Jacque
 Osborn/Sal Pacheco/Al Pina/Eugene
 Stem
Timers/Pickers: Dave Baker/Vodie Bates/Richard Brown/
 Ted Bruins/Leon Foreman/Eddie ahckett/
 Paul Mahoney/Jim Storms/Juliette Sutton/
 Mike Taylor/Wesley Taylor/Irv Ward/
 Connie Corn/Shelia Burrud/Ellen Long
 Don Turnbull
Field Communications:
Jury of Appeals: Dave Dodson/Marty Growden/Hal
 Harkness/Bill Reader/Sandy Williams
Host of Facilities: Gary Gaudette/Doug Wells, Cerritos
 College Coaches
Trainer: Cerritos College



**NEWPORT
RIB
COMPANY**

DINNER • TAKE OUT • CATERING • PRIVATE PARTIES

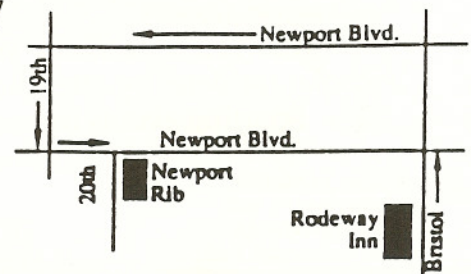
"We have a lot of competition, but our ribs don't."

NEWPORT RIB COMPANY

2000 NEWPORT BLVD
COSTA MESA, CA 92627
631-2110

Hours: Daily 4-11
Sunday 2-10

All Major Credit Cards



North on Bristol, left on Newport Blvd., make a U-turn on 19th to 2000 Newport Blvd.

FRIDAY TIME SCHEDULE

FIELD EVENT TRIALS

| <u>Event</u> | <u>Starting Time</u> | <u>Reporting Time</u> (Clerk of Course) |
|--------------------|----------------------|--|
| Boys' Discus | 3:00 p.m. | 2:00 p.m. |
| Girls' Discus | 5:30 p.m. | 4:30 p.m. |
| Girls' Shotput | 4:00 p.m. | 3:00 p.m. |
| Boys' Shotput | 6:30 p.m. | 5:30 p.m. |
| Girls' High Jump | 4:00 p.m. | 3:00 p.m. |
| Boys' High Jump | 6:30 p.m. | 5:30 p.m. |
| Girls' Long Jump | 4:00 p.m. | 3:00 p.m. |
| Girls' Triple Jump | 6:30 p.m. | 5:30 p.m. |
| Boys' Long Jump | 4:00 p.m. | 3:00 p.m. |
| Boys' Triple Jump | 6:30 p.m. | 5:30 p.m. |
| Boys' Pole Vault | 4:00 p.m. | 3:00 p.m. |

STARTING HEIGHTS FOR TRIALS AND FINALS

| <u>Boys' Trials Pole Vault</u> | <u>Boys' Finals Pole Vault</u> | <u>Boys' Trials High Jump</u> |
|--------------------------------|--------------------------------|-------------------------------|
| 13'4" | 13'8" | 6'2" |
| 13'8" | 14'2" | 6'4" |
| 14'0" | 14'8" | 6'6" |
| 14'4" | 15'2" | 6'7" |
| 14'8" | 15'6" | 6'8" |
| etc. | etc. | etc. |

| <u>Boys' Finals High Jump</u> | <u>Girls' Trials High Jump</u> | <u>Girls' Finals High Jump</u> |
|-------------------------------|--------------------------------|--------------------------------|
| 6'4" | 5'0" | 5'2" |
| 6'6" | 5'2" | 5'4" |
| 6'8" | 5'3" | 5'6" |
| 6'9" | 5'4" | 5'7" |
| 6'10" | 5'5" | 5'8" |
| etc. | etc. | etc. |


SATURDAY TIME SCHEDULE

TRACK FINALS

| | | |
|------|----------|-------------------------|
| 6:00 | Event 1 | Girls' 400m Relay |
| 6:05 | Event 2 | Boys' 400m Relay |
| 6:10 | Event 3 | Girls' 1600m Run |
| 6:20 | Event 4 | Boys' 1600m Run |
| 6:30 | Event 5 | Girls' 100m Low Hurdles |
| 6:35 | Event 6 | Boys' 110m High Hurdles |
| 6:40 | Event 7 | Girls' 400m Dash |
| 6:45 | Event 8 | Boys' 400m Dash |
| 6:50 | Event 9 | Girls' 100m Dash |
| 6:55 | Event 10 | Boys' 100m Dash |
| 7:00 | Event 11 | Girls' 800m Run |
| 7:05 | Event 12 | Boys' 800m Run |
| 7:15 | Event 13 | Girls' 300m Low Hurdles |
| 7:20 | Event 14 | Boys' 300m Int. Hurdles |
| 7:25 | Event 15 | Girls' 200m Dash |
| 7:30 | Event 16 | Boys' 200m Dash |
| 7:35 | Event 17 | Girls' 3200m Run |
| 7:50 | Event 18 | Boys' 3200m Run |
| 8:05 | Event 19 | Girls' 1600m Relay |
| 8:10 | Event 20 | Boys' 1600m Relay |

FIELD EVENT FINALS

| | <u>Starting Time</u> | <u>Reporting Time</u> (Clerk of the Course) |
|--------------------|----------------------|--|
| Boys' Discus | 5:00 p.m. | 4:00 p.m. |
| Girls' Discus | 7:00 p.m. | 6:00 p.m. |
| Girls' Shotput | 5:00 p.m. | 4:00 p.m. |
| Boys' Shotput | 7:00 p.m. | 6:00 p.m. |
| Girls' High Jump | 5:00 p.m. | 4:00 p.m. |
| Boys' High Jump | 7:00 p.m. | 6:00 p.m. |
| Girls' Long Jump | 5:00 p.m. | 4:00 p.m. |
| Girls' Triple Jump | 7:00 p.m. | 6:00 p.m. |
| Boys' Long Jump | 5:00 p.m. | 4:00 p.m. |
| Boys' Triple Jump | 7:00 p.m. | 6:00 p.m. |
| Boys' Pole Vault | 5:00 p.m. | 4:00 p.m. |



KATHLEEN A. HANNON
Granada High
Livermore, CA

CIF AND REEBOK CONGRATULATE HANNON AND PRICE


Volleyball
4.13
Brown
Environmental Engineering/
Biology
17

Primary Sport
Gradepoint Average
College Acceptance

Intended Major
Age

Track and Field
4.55
Undecided

Electrical Engineering
18



ROBERT BUD PRICE
Saddleback High
Santa Ana, CA

THE 1989-90 SCHOLAR-ATHLETES OF THE YEAR

Each year, the State CIF office selects two truly outstanding students as CIF/Reebok Scholar-Athletes of the Year..

The one young man and one young woman chosen in the statewide competition must have attained full potential as both students and athletes and have maintained scholastic and athletic records indicative of a bright productive future. Candidate qualifications include maintenance of a 3.70 gradepoint average, participation in varsity-level sports in California for a minimum of two years, and demonstration of good citizenship and high degrees of personal integrity. Candidates are also required to submit recommendations from a coach, an athletic director, an academic counselor, a principal and a brief essay on *The Value of Participation In High School Athletics*.


It is with great pride that the State CIF salutes Kathleen A. Hannon and Robert Bud Price, the 1989-90 CIF/Reebok Scholar-Athletes of the Year. To each of them and to all of this year's candidates -- every success in your pursuit of academic and athletic excellence and thank you for your dedication to interscholastic activities.

LIST OF FINALISTS

Sara Elizabeth Bone, El Toro High, Basketball
Kristen Angela Bowman, Westminster High, Field Hockey
Melinda Daniels, Tokay High, Lodi, Basketball
Karen Renee Hecox, South Hills High, West Covina, Cross Country
Christine Marie Mott, Mission College Prep High, San Luis Obispo, Basketball
Hana Ohkawa, La Jolla High, Badminton
Katherine Victoria Seebold, Menlo School, Atherton, Swimming
Nicole Dauphine, Robert Louis Stevenson High, Pebble Beach, Cross Country
Anna-Marie Linnea Van den Toorn, Novato High, Basketball

Coley Candaele, Carpinteria High, Track and Field
Canyon Ashley Ceman, Mira Costa High, Manhattan Beach, Volleyball
Zachary Todd Cooper, Canyon High, Anaheim, Wrestling
David S. Hwang, Van Nuys High, Football
Troy W. Kolar, Downey High, Volleyball
Drew Weston Mickel, Piedmont High, Soccer
David D. Thomas, Polytechnic School, Pasadena, Baseball
Guy D. Uesugi, Garden Grove High, Wrestling
Chris Wallin, Sanger High, Water Polo





California's "Dreamer and Doer" Suzy Jost with track great Rafer Johnson at the CIF/Reebok State Basketball Finals.

Meet California's Dreamer and Doer

Suzy Jost, Immanuel High, Reedley, is California's selection to Walt Disney World's "Dreamer and Doer." The program recognizes individuals who demonstrate the 4 C's - Curiosity, Confidence, Courage and Constancy - characteristics so revered by Walt Disney. Each year one junior from each state is selected. They serve as role models and spokespersons for the values of activity programs and this year served as co-chairpersons for National Activities Week.

Jost demonstrates the 4 C's as: peer-counselor, weekly volunteer for retirement center; church club leader; Outreach program participant in Mexico; speaker at elementary schools on "How to Say No"; summer camp counselor; student body officer and many other activities.

Ron Falk, principal at Immanuel High, says, "Suzy is willing to share herself with others, offering her services for menial tasks as well as the more prominent activities, and always with a smile."

Suzy Writes:

"I think of myself as a typical representative of my generation and of my "place" in life. I enjoy my role in family, school and community. I love those that surround me. My interests and intense belief in people keeps me going. It is that curious part of me that also cares.

My confidence grows from my experiences in life. Faith in God, instilled from early childhood, makes courage come naturally for me.

Constancy comes as a result of the first three C's. Interest in others, confidence and my courage, all seem to work together to help me go on and on. I cannot quit or give up. I continue on, and it works. The dreams keep coming and somehow I am always there."

- Suzy Jost, Immanuel High

The State CIF is proud to announce Suzy Jost as the 1989-90 California "Dreamer and Doer" and wishes the best of luck to her in her future endeavors.

Larry Arason Receives Outstanding Achievement Award

Larry Arason, the athletic director at Valley High School in Santa Ana, recently received the Outstanding Service Award in recognition of his service to the National Federation and high school track and field.

Arason, who has been involved with academics for 33 years, served as the Lane Crew Chief for Track and Field at the XXIIIrd Olympiad in Los Angeles in 1984. He has acted as starter for the Los Angeles Times Indoor Track Meet for the past 21 years and three times started the NCAA Track Finals.

He was appointed to the National Federation Track and Field Rules Committee representing District VII in 1985 and served until 1988.

Arason has served as a track and field official at the high school and college levels and was responsible, in part, for the writing of the constitution in football, basketball, baseball and track as past president of the Orange County Official's Association.

Arason is a two-time California Coaches Association Athletic Director of the Year and served as President of that association from 1976-78. In 1985 he was awarded the National Federation's Citation for outstanding athletic administration.

His service to high school athletics extends beyond his contributions to track and field. 1990 was an award winning year for Arason, who also received the National Federation's State Award of Merit. He has been CSADA exhibit chairman since 1974, has been treasurer of the Orange County athletic directors organization since 1971 and has served as a speaker on numerous occasions at the National Federation Athletic Director's Conference.

Arason also was chairman of the Host Committee for the 1985 National Conference of High School Directors of Athletics in Anaheim.

In addition to his years as an athletic director, Arason has been a coordinator of physical education and Athletics at Santa Ana Unified School District and the physical education department chairman. He has taught history, industrial arts, sciences and physical education. He has been a head coach in both cross country and golf.

Arason received his General Secondary Teaching Credential from Long Beach State and a Ph.D from the University of North Dakota.



Larry Arason

CIF/REEBOK STATE TRACK AND FIELD CHAMPIONSHIPS - PREVIEW

By Doug Speck and Ray Scofield
California Track & Running News


The level of excitement should once again be very high as Golden State athletes gather at Cerritos College for the 72nd Annual CIF/Reebok California State Track and Field Championships. The nearly one thousand competitors in attendance this weekend include many of the nation's finest, with some sizzling individual and team duels assured and record performances coming from the heated competition on the fine facility.

The battles for team supremacy will be an interesting sidelight to the individual event action. On the girls' side, two monster squads, Bakersfield and John Muir (Pasadena), bring in frightening crews that have mowed down all of their local competition. These teams rank as among the best ever all-time California dual meet teams, with both having Championship Meet power to match. The two squads feature very strong individuals or relay groups that have led the entire nation this year at one time or another in six different events. The boys' team state struggle is more wide open than any in recent history, with no clear favorite among a group of teams with talented sprinters and relay teams.

The girls' team battle between Bakersfield and Muir will be determined in a big way by the ability of Muir sprinter Inger Miller, the nation's quickest at 100 (11.48) and 200 (23.57) meters and anchor of the nation's quickest 400 meter relay team (46.07), to recover from an ankle problem, which flared up last week at the Section State qualifier. If healthy, Miller's matchup with Marion Jones (Rio Mesa, Oxnard), an amazing fourteen year old who last weekend nipped Miller over 100 meters 11.64-11.65 and raced a national age record of 23.70 in winning over 200 meters, will be a meet highlight. Bakersfield counters with sure 1-2 points in the Shot and in the Discus. Coach Scott Semar's stars, Melisa Weis and Dawn Dumble, have rewritten most of the records this year, with Weis establishing a National Federation Discus record of 176'10" in the Section Meet. Melisa has thrown the Shot 49'2" (#5 California prep ever). Dumble is a bit better in the Shot, with her 50'11 1/2" the #4 U.S. prep throw ever, and a 171'2" Discus best (#8 All-Time U.S. prep) helping make up a duo that will score 36 points in those two events, a head start that a healthy Inger Miller and Muir company will have to chip away at. Bakersfield does not stop in the weight events, as Janice Nichols has the #3 time nationally over 400 meters at 54.47, and the Drillers Relay squads have fine 47.0 (400) and 3:53.80 (1600) clockings.

The boys' team struggle is more wide open than in any year in recent history. Two days of steady pounding in the sprint and relay events sometimes takes its toll on the legs of the 100 and 200 meter runners, with a number of good baton passes necessary for relay glory. It appears that among a number of good teams it is in these pure speed areas where the team championship will be decided. Washington (L.A.) would appear to have a slight inside line. Leading Washington is Donovan Burks, who has run 10.60 (100 meters), 21.39 (200 meters), anchors a 41.06 400 meter relay squad, and runs on a 1600 meter relay group that improved to 3:16.74 in the L.A. City Finals. Andre Green (Poly, Long Beach) (10.57-21.26), 5th at state over 200 last year, split a big sprint duel with Burks at Arcadia, losing the 100 by .02 and easily winning the 200. Other dashers and relay squads hope to make it tough for Washington. Willie Clark (Wheatland), a Notre Dame bound footballer, was 6th in both sprints last year and is attempting a triple up through 400 meters this year with 10.4, 21.2, and 48.0 bests. Sophomore Riley Washington (Southwest, Chula Vista) raced 10.52 and 21.57 in the Section Meet, with Darway Scott (Kearney) 10.69 and 21.49 there. Napoleon Kaufman (Lompoc) has raced 10.57w-10.60 and 21.1, with Keith Jones (Edison, Fresno) (10.5-10.51w-21.2), and Charles Rushing (Merced) (10.84-21.5) the best from their areas. David Lawyer (Santa Barbara) (10.53w-10.76), Eric Mitchell (Los Alamitos) (10.68-21.13w/21.34) and Ricky Carrigan (Compton) (21.32) are others who will be strong. John Muir of Pasadena has raced 41.16 (400 meter) and 3:15.42 (1600 meter) relay clocking, with Crenshaw (L.A. 41.14), San Bernardino (41.29), Locke (L.A. 41.44), Fairfield (41.52), Lincoln (San Diego) (41.69), Dominguez (Compton) (41.72), Edison (Fresno) (41.82), and Johnson (Sacramento) (41.82) potential 400 relay placers. Over the 1600 Meter Relay distance Valley (Sacramento) (3:16.2), Dorsey (L.A. 3:16.23), Centennial (Compton) (3:17.28), Dominguez (3:17.42), Fairfield (3:18.38), Poly (Long Beach) (3:18.17), Eisenhower (Rialto) 3:18.17, Locke (L.A. 3:18.66), Morse (San Diego) (3:18.7), and Logan (Union City) (3:18.88), are strong.

Many other events feature truly outstanding individuals or a competition between a couple of athletes that will create serious viewing. Brent Noon (Fallbrook) has put together a magnificent year in the weights, with his 76'2" best very, very close to the National Federation Record of 77'0". Rob Powell (Redwood, Visalia) exploded in the Discus out to 202'1" in his Section Finals, and he hopes to stand in the way of Noon (199'7") and his quest for an undefeated season in the Shot and



Ed Lasquette of Mount Pleasant is a top competitor in the Pole Vault.

- Photo by Burt Davis

Discus. Andy Marrone (Dana Hills) is also among the top half dozen nationally in the Discus at 192'1", with Mark Parlin (Esperanza, Anaheim) (62'6 1/2"), Kevin Duffy (Aragon, San Mateo) (189'9"), Matt Karsevar (Clovis) (188'1"), Jon Frank (Bakersfield) (58'0 3/4" - 187'0"), Greg Hodel (Don Lugo, Chino) (185'1"), Kevin McMahon (Bellarmine, San Jose) 59'2", and David Partin (Mayfair, Lakewood) (58'11 1/2"-182'3") other strong weight athletes. The boys' distance events have been very exciting this spring. Coley Candaele (Carpinteria) and Louie Quintana (Arroyo Grande) have raced to amazing 4:06.58 and 4:07.20 1600 clockings respectively, with Candaele winning a Section Finals showdown in 4:09.63-4:09.87 with a 56.8 final 400 meters. Quintana features the ability to really push the third lap in his big efforts, with Candaele having a crushing finish over the final 150 meters. How the duo approaches the CIF/Reebok State Finals race should be very interesting. Candaele also leads the state at 1:50.87 for 800 Meters, with the qualifying and Finals races at state in those two events making up a full weekend of action for the All-State Small Schools quarterback who is bound for the University of Oregon. A good crew will keep the leaders honest in the 800 and 1600. Craig Magness (Santa Teresa, San Jose) was 2nd in a national field at Arcadia over the two lap distance in 1:51.93, with Egan Titus (Clovis) 4th there at 1:52.43. Jason Jenkins (Eisenhower, Rialto) has run 1:52.78, with Dan Held (Santa Rosa) (1:53.05) dangerous out of the North Coast Section. Brian Gastelum (Birmingham) was 2nd at Arcadia over 1600 meters at 4:09.87, and looked strong in an L.A. City Finals win over Danny Jordan (Venice), who was 4:10.80 at Arcadia for 3rd. Kevin Berkowitz (Hayward), 5th in state last year at 3200 meters it, was 4:13.31 for 4th at Arcadia, with Matt Ringer (Homestead, Cupertino) 4:15.5 in his Section Finals. Over 3200 meters it appeared Bryan Dameworth (Agoura), the Kinney National Cross Country Champion for preps, was a comfortable favorite off his 8:53.85 at Arcadia. Dameworth's 8:54.70 Section win was impressive, but sophomore Angel Martinez (San Gabriel) closed from 35 yards down to less than 15 at the finish there during a 62.4 final 400 that had him run a very impressive 8:56.48. How Dameworth approaches the pacing and Martinez maintaining contact will be a key to this weekend's finals. The Southern Section finals over 3200 meters was like those of old, with Eliazar Herrera (Hoover, Glendale) (9:00.29), Abe Valdez (Camarillo) (9:01.77), and James Menon (San Luis Obispo) (9:02.00) forcing the state's #6 athlete, Dave Hartman (Canyon, Santa Clarita) to sit at home off his 9:06.28 non-state qualifying effort there. Jeremy Seven (De la Salle, Concord) (9:09.38 - 8th at Arcadia), Obed Aguirre (San Fernando) (9:10.38), and John Hannon (Woodside) (9:15.4) are others with quick clockings. Damon Chamberlain (Casa Roble, Orangevale) (4:15.64/9:20.0) and Derek Waxman (San Mateo) (4:17.4/9:20.7) had impressive Section distance doubles.

The girls' horizontal jumps feature Juliana Yendork (Walnut), who was named the Track & Field News Prep Indoor Athlete of the Year while establishing a Prep Triple Jump record of 42'5 1/2". Yendork is the defending CIF/Reebok State Long

and Triple Jump Champion, with her 20'7" best leading the nation last year in the Long Jump. Very talented Amey Mitchell (Rancho Cotate, Rohnert Park), 4th here last year, will challenge Yendork in the Long Jump with her 19'6 1/2" best, with Kam Warner (West Bakersfield) (19'0 1/2") and Keri Sanchez (Santa Teresa, San Jose) (18'7 1/2" - 4th state last year) other solid competitors. In the Triple Jump, Lisa Fager (Mission Viejo) (40'10 1/2"w) and Angela Sims (Oceanside) (39'6"w-38'3 3/4") will challenge Yendork.

The girls' 300 Low Hurdles will feature the nation's best, with Felice Lipscomb (Santa Monica) pushing defending CIF/Reebok State Champion, Twila Sims (Lompoc) to a new 1990 National Best of 42.29 with her 42.30 in the Southern Section Finals run. Up north, Tanya Smith (Cordova, Rancho Cordova) has run an excellent 42.4. The defending CIF/Reebok State Champion at the 100 Meter Lows distance, Lipscomb has run 13.5 this season, and she will renew her old rivalry here with last year's CIF/Reebok State runner-up Kwani Stewart (Yuba City). Lipscomb handled Stewart in an early April showdown at Arcadia 13.83-14.04, with last year's state third placer Keri Sanchez (Santa Teresa) now down to 14.09. Sanchez was 2nd in state over the 300 hurdle distance last year and has run 43.44 this year. Kim Dill (Poway) (14.19 - 4th state last year), Tanya Smith (14.1), and Erin Blunt (San Pasqual, Escondido) (14.26) are quick over the 100 meter barriers, with Kaci Keffer (Woodbridge, Irvine) (42.98), Blunt (43.10), and Nikki Jackson (Esperanza, Anaheim) (43.37) threats at the 300 Meter distance.

Top action has been featured in the boy's horizontal jumps. Jerome Price (University City, San Diego) and Phouphet Singbandith (Magnolia, Anaheim) started the action in early April at Arcadia with 25'8 1/2"w Long Jump and 51'0 3/4" Triple Jump efforts, respectively. Price's legal 25'5" best leads the nation, with very dangerous talent, Jason Duff (Etiwanda) (25'5 1/2"w and 25'0 1/2" last week), Napoleon Kaufman (Lompoc) (24'5"w-24'3 1/2") Anthony Smith (San Bernardino) (24'4 1/2"), Khyuann Woods (Locke, L.A.) (24'3"w) and soph. Scott Hammond (Lincoln, San Diego) (24'2") solid jumpers. In the Triple Jump, Singbandith will be chased by Billy Ivey (Nogales, La Puente) (49'0 1/4"), Offord Rollins (Wasco) (48'7 1/2"w-48'2 1/2"), Jon Baker (Foothill, Bakersfield) (48'3 1/2"w-48'2"), and Clayton Tharrington (Esperanza, Anaheim) (48'6 1/4"w-48'1 1/4").

Very good groups grace the girls' distance runs. Kim Toney (Atascadero) leads the nation over 800 Meters off her 2:08.11 last week, with the defending CIF/Reebok State Champion being kept honest by last year's 4th placer, Nicole Teter (West Valley, Cottonwood) 2:12.3. Over 1600 Meters northerners Becky Spies (Livermore) 4:29.0 (1500 meters)/4:57.27 and Beth Bartholomew (Fremont, Sunnyvale) 4:54.15 will challenge southern stars, Karen Hecox (South Hills, West Covina) 4:52.04 and Shelley Taylor (Edison, Huntington Beach) 4:54.44. In an Arcadia showdown Hecox won, with Bartholomew 2nd, and Taylor 3rd, while Spies was winning the 3200. Spies, who raced 10:36.56 for 3200m at Arcadia, and Hecox, the Southern Section winner at 10:41.99, will face a fresh Deena Drossin (Agoura 10:42.39), the top returnee from last year's state race at 3rd.

Two exciting juniors lead the boy's 400, with Gerrald McCladdie (Centennial, Compton) 47.44 and Lamont Warren (Dorsey) 47.51 presenting contrasting styles. Warren is a three sport star who favors a powerful finish, with McCladdie even-pacing the four 100 meter segments that make up the event. John Floyd (Locke, L.A.) was 4th behind Warren in the L.A. City Finals, but has an earlier 47.39. Merrill Samuels (California School for the Deaf, Fremont) established a National Record for deaf prep athletes with his 47.77 North Coast win. Curtis Shearer (Silver Creek, San Jose), 2nd to Lamont Warren at Arcadia at 47.78, Dingane Newson (Albany) 47.83, and David Benetz (Taft, Woodland Hills) 47.83 are others with quick clockings. Fine sprinter Willie Clark (Wheatland) has run 48.0 here.

In the Hurdles, Rocky Morris (Hill, San Jose), state runner-up in the 300 Meter Intermediate Hurdles, and returned in fine style after breaking a wrist early in the season, recording 14.08 (110 meter High Hurdles) and 37.47 (Intermediates) clockings. Steve Warren (Clayton Valley) 14.24, Irwin Lincoln (De Anza, Richmond) 14.32, Chris Jones (Morse, San Diego) 14.38, Terrance Campbell (Banning, Wilmington) (14.0-14.47), Eric Bell (Castle Park, Chula Vista) 14.43, Isaac Carson (Westmoor, Daly City) 14.2, Chris Youngblood (Corcoran) 14.46w, Curtis Hawkins (Carson) (14.1-14.52), and Andre Devezin (Muir) (14.47) are quick at the 110 distance, with Charles Johnson (Cajon, San Bernardino) 37.60, soph. Demond Smith (Hawthorne) 37.84, Jabari Reynolds (Nogales, La Puente) 37.87, and Chris Jones (Morse) 37.89 quick in the 300's.

Ed Lasquette (Mt. Pleasant, San Jose) has been easily the state's most consistent Pole Vaulter, topping out at 16'0 1/2" last week in the Section Meet. Juniors Matt McCauley (Nevada Union, Grass Valley) (15'9") and David Cox (Hoover, Fresno) (15'7") have been solid. Kevin Carlson (Katella, Anaheim) leads the state's High Jumpers at 6'11 3/4", with Ruben Hendrix (South Bakersfield) 6'10 1/2", and Avery Anderson (North, Riverside) (6'10") other strong leapers.

A group of fine sprinters will chase Marion Jones (Rio Mesa, Oxnard) and Inger Miller (Muir) in the girls' sprint events. Tamika Bradfield (Dominguez, Compton) (12.03 100 meters), Tanisha Johns (Burbank, Sacramento) (11.8-24.79 200 meters), Tike Jackson (Bakersfield) (12.10w-24.78w), Keisha Criswell (Fresno) (12.11w-24.6), Santishia Arnold (Morningside, Inglewood) (12.12-24.60), Angela Kimmey (University City, San Diego) (11.90-24.77), Lisa Parker (Bishop O'Dowd, Oak.) (12.14-24.3w-24.14), Dee Dee Small Dorsey, L.A.) (12.27-24.64), and Taminika Terry (Muir) (12.12-24.48) are all potential placers. Over 400 Meters

Janice Nichols (Bakersfield) (54.47) will attempt to add big points to her team's title run against a group that includes fast improving Allison Dring (Mt. Carmel, S.D.) (54.29), Shanequa Campbell (Alta Loma) (54.78), Latima Jones (St. Anthony, Long Beach) (55.19), Shani Freeman (Crawford, S.D.) (55.26), and LaShawn Stringer (Morningside) (55.34). In the girls' Relay events, in addition to National Leader Muir (46.07) at the 400 meter distance (the Mustangs have also clocked 3:46.42 over the 1600 meter distance), Morningside (46.73-3:44.59), Hawthorne (47.24-3:46.81), Bakersfield (47.0-3:53.80), St. Bernard (Playa del Rey) (47.42), Rio Mesa (Oxnard) (47.51), Locke (47.74-3:51.46), Mt. Carmel (San Diego) (47.92-3:53.7), Long Beach Poly (3:52.36), Esperanza (Anaheim) (3:52.93), Kennedy (Richmond) (3:53.39), and Bishop O'Dowd (Oakland) (3:53.84) are very solid groups. In the girls' High Jump defending CIF/Reebok State Champion Crissy Mills (Cambell Hall, North Hollywood) went down in the Fall with knee surgery. Chi Johnson (Atherton, Menlo Atherton) has emerged as the favorite off a 5'9 1/2" Section win, with 1989 State 4th placer Cindy Harmon (Oak Ridge, El Dorado Hills) (5'9"), Tanya Smith (Cordova, Rancho Cordova) (5'8"), and Trina Bindel (Eureka) (5'7"). Lori Mertes (Chatsworth) was 5th in state last year with a 5'10 1/2" best. Backing up the Bakersfield duo of Melisa Weis (49'2" Shot Put and 176'10" Dicus) and Dawn Dumble (50'11 1/2"-171'2") in the weight events are a good group. Celeste McVey (Redlands) improved to 150'3" last week in the Discus, with Jodie Warr (Rubidoux, Riverside) (145'0"), Angie Arrington (Palmdale) (144'0"), and Mindy Wirtz (Leland, San Jose) (144'1") strong throwers. Happy Timo (29 Palms) (44'10"), Danyell Mitchell (Vallejo) (43'4 1/4"-142'1"), and Kristen Dunn (Mission Viejo) (42'1") have fine Shot Put best.



Beth Bartholomew of Fremont, Sunnyvale is a top challenger in both 800 and 1600 meters respectively. - Photo By John Quintanilla Cal-Hi Sports

LONGEST RUNNING CIF/REEBOK STATE CHAMPIONSHIP REACHES 71ST YEAR

By Jim Duel
SID, State CIF

The longest running state championship will be renewed today when top athletes gather for the 71st running of the CIF/Reebok Track and Field Championships.

The Championships were run for the first time in 1915 at Fresno High and have been held annually since, except for the war years from 1941-45. Early championships were held at high schools, YMCA's, universities and fair sites including: the Sacramento Fair in 1918, the San Bernardino Fair of 1919, the Bakersfield Fair in 1920 and the Stockton Fair in 1922. The 1990 edition of the CIF/Reebok State Championships marks the third consecutive year that Cerritos College is the host site.

1974 was the first year of girls competition in the CIF/Reebok State Track and Field Championships with the setting at Memorial Stadium, Bakersfield.

Accomplished athletes in various sports dot the list of California High School competitors in the state championships. Names like Dwight Stones, an Olympic medalist in the high jump, Rafer Johnson, a Gold Medalist in the decathlon, and Sherri Howard, an Olympian in the 4x400, are just a few of the California stars that have shown brightly at the Olympics.

Stones had a state record high jump mark of 7-1 1/2 in 1971 that was later broken by Lee Balkin of Glendora High. Johnson carried the Olympic flame at the 1984 Olympic Games in Los Angeles and is a frequent award presenter on behalf of Reebok at the CIF/Reebok State Championships. Howard won individual state championships in the 200 meters, and the 400 meters.

Track and field stars from California high schools have gone on to succeed in other sports as well. Bobby Bonds of Polytechnic High in Riverside, who later became a major league baseball star, and Lynn Swann from Serra High in San Mateo, whose success came in professional football, were both state champions in the long jump - a feat Swann accomplished on two occasions (1969-70). Henry Ellard, an all-pro receiver with the Los Angeles Rams, and Dokie Williams, a former wide receiver with the Los Angeles Raiders, both won state titles in the triple jump. Williams claimed back-to-back individual titles (1977-78).

California tracksters are also well represented in the National High School Record Book. On the girls' side, eight records are held by either California high schools or individuals from California high schools. Sherri Howard, of Kennedy High in Granada Hills, holds the national record in the 200 meters (23.19), while sister, Denean Howard, also of Kennedy, has the girls national record in the 400 meters (52.39). Leslie Maxie, of Mills High in Millbrae, set the national record in the 300-meter low hurdles (40.18); Latrese Johnson, of Clovis High, has the national high jump mark (6-2 3/4); Wendy Brown of Woodside, holds the triple jump national record (42-10 1/2) and Natalie Kaaiawahia has a national best of 53-7 3/4 in the shot put. Additionally, Hawthorne High's girls team holds the record in the 400-meter relay (45.11), while John Muir of Pasadena, has the team mark in the 1600-meter relay (3:37.69).

On the boys' side, two Californians hold national marks: Pete Richardson, of Berkeley High, in the 800 meters (1:47.31) and George Porter, of Cabrillo High, Lompoc in the 300-meter intermediate hurdles (35.32). Hawthorne holds the national team mark of 3:07.40 in the 400-meter relay.


Track athletes have also demonstrated their excellence in the classroom. Two top contenders for 1990 CIF/Reebok individual track and field titles were also among the finalists for the 1990 CIF/Reebok Scholar Athlete of the Year Award. Karen Hecox, of South Hills High, West Covina and Coley Candaele, of Carpinteria High, have blended excellence in academics and athletics. Hecox is a former CIF/Reebok State Champion in the 3200-meter run, while Candaele is a top challenger in the boys 1600-meter run.

CIF/Reebok State Track and Field Champions Who Later Won Olympic Medals

| Boys 1957-88 | | | | |
|-----------------|------------------------|------------------|------------|---------------------------|
| Name | School | Event | State | Olympic Medals/ Events |
| Jim Hines | McClymonds | 100-meters | 1964 | (1) 100 - 1968 |
| | | 200-meters | 1964 | (1) 4x100 - 1968 |
| Millard Hampton | Silver Creek | 200-meters | 1974 | (2) 200 - 1976 |
| | | | | (1) 4x100 - 1976 |
| Ulis Williams | Compton | 400-meters | 1960-61 | (1) 4x400 - 1964 |
| Tommy Smith | Lemoore | 400-meters | 1963 | (1) 200 - 1968 |
| Steve Lewis | American | 400-meters | 1986-87 | (1) 400 - 1988 |
| | | | | (1) 4x400 - 1988 |
| Danny Harris | Perris | 300 Int. Hurdles | 1983 | (2) 400 IH - 1984 |
| Ed Caruthers | Valley | High Jump | 1963 | (2) High Jump - 1968 |
| Dwight Stones | Glendale | High Jump | 1971 | (3) High Jump - 1976 |
| Girls 1974-88 | | | | |
| Name | School | Event | State | Olympic Medals/ Events |
| Jeanette Bolden | Centennial | 100-meters | 1977 | (1) 4x100 - 1984 |
| Sherri Howard | Kennedy | 200-meters | 1980 | (1) 4x400 - 1984 |
| | | 4x100 | 1980 | |
| | | 4x400 | 1980 | |
| | | 400 | 1979 | |
| Denean Howard | San Geronio Kennedy | 200 | 1981-82 | (2) 4x400 - 1988 |
| | | 400 | 1980, 1982 | |
| | | 4x100 | 1980 | |
| | | 4x400 | 1980-81 | |
| | | 4x400 | 1979 | |
| Valerie Brisco | San Geronio Locke | 4x400 | 1979 | (1) 200 - 1984 |
| | | 400 | 1977 | (1) 400 - 1984 |
| | | | | (1) 4x400 - 1984 |
| | | | | (2) 4x400 - 1988 |
| Leslie Dent | Gridley | Discus | 1979-80 | (2) Discus - 1984 |

This list was researched by Ray Schofield

Welcome to the 1990 CIF/REEBOK State High School Track and Field Championships




Schedule of Events

BRIGHAM YOUNG UNIVERSITY CONGRATULATES ALL CIF FINALISTS


Maintain the winning edge this summer at BYU with the best in sports camps—professional instruction, personal feedback, exciting competition, and great recreation.



Doug Padilla
Olympic Finalist




Mark Fuller
Olympic Finalist



Peter Vidmar
Olympic Gold Medalist



Pat Thompson
All-American



TRAIN WITH THE BEST—BYU SPORTS CAMPS 1990

Track and Field
Basketball
Soccer
Tennis

Wrestling
Baseball
Swimming
Golf

Volleyball
Gymnastics
Diving

CONTACT: BYU CONFERENCES AND WORKSHOPS 155 HARMAN BUILDING PROVO, UT 84602 

1-800-DIAL BYU

BOYS DISCUS

Prelim: 3:00 p.m. - Fri. Final: 5:00 p.m. - Sat.

Records - National: 224-03.0 Kamy Keshmiri, Reno, NV 1987
State: 203-04.0 Brian Blutreich, Capo Valley 1985

| # | Name | Gr. School | Sect. | Prev. Mark | Pos. | Place | Mark |
|-----|-------------------|----------------------|-------|------------|------|-------|-------|
| 98 | Halbert Peniche | 11 Birmingham | LA | 99-04.0 | 1 | _____ | _____ |
| 97 | Reynaldo Josefatz | 12 Banning | LA | 106-11.0 | 2 | _____ | _____ |
| 96 | Felipe Ortega | 9 Lincoln | LA | 112-00.0 | 3 | _____ | _____ |
| 95 | Charles Payton | 12 Banning | LA | 122-04.0 | 4 | _____ | _____ |
| 232 | Jevon Britton | 11 McAteer | SF | 129-06.5 | 5 | _____ | _____ |
| 556 | Jomo Graham | 12 Mira Mesa | SD | 154.02.0 | 6 | _____ | _____ |
| 470 | Tobin Spahr | 11 Lower Lake | NC | 154-08.0 | 7 | _____ | _____ |
| 398 | Rand Fulkerson | 12 Summerville Union | SJ | 157-07.0 | 8 | _____ | _____ |
| 362 | Mark Bagwell | 12 Yreka | NO | 158-04.0 | 9 | _____ | _____ |
| 397 | Jeff Blakefield | 11 St. Patrick's | SJ | 159-08.0 | 10 | _____ | _____ |
| 396 | Tedy Bruschi | 11 Roseville | SJ | 162-11.0 | 11 | _____ | _____ |
| 555 | Troy Martz | 12 Orange Glen | SD | 165.05.0 | 12 | _____ | _____ |
| 469 | Andy Garcia | 12 James Logan | NC | 168-03.0 | 13 | _____ | _____ |
| 278 | Albert Avila | 12 Loara | SS | 170-08.0 | 14 | _____ | _____ |
| 468 | Jim Freeland | 11 Amador Valley | NC | 173-06.0 | 15 | _____ | _____ |
| 277 | Mark Parlin | 11 Esperanza | SS | 175-04.0 | 16 | _____ | _____ |
| 276 | David Partin | 12 Mayfair | SS | 175-11.0 | 17 | _____ | _____ |
| 19 | Brad Bowers | 12 Bellarmine | CC | 176-08.0 | 18 | _____ | _____ |
| 18 | Pete Swanson | 10 Hollister | CC | 178-01.0 | 19 | _____ | _____ |
| 167 | Jon Frank | 12 Bakersfield | CE | 178-05.0 | 20 | _____ | _____ |
| 467 | Jason Sisneros | 12 James Logan | NC | 178-11.0 | 21 | _____ | _____ |
| 275 | Greg Hodel | 12 Don Lugo | SS | 183-04.0 | 22 | _____ | _____ |
| 274 | Andy Marrone | 12 Dana Hills | SS | 184-01.0 | 23 | _____ | _____ |
| 166 | Matt Kaserar | 12 Clovis | CE | 186-06.0 | 24 | _____ | _____ |
| 17 | Kevin Duffy | 12 Aragon | CC | 189-01.0 | 25 | _____ | _____ |
| 554 | Brent Noon | 12 Fallbrook | SD | 189-09.0 | 26 | _____ | _____ |
| 165 | Rob Powell | 12 Redwood | CE | 202-01.0 | 27 | _____ | _____ |



Mark Parlin, Esperanza High, is a top challenger in both the shot put and the discus.

Photo by Wayne Seeber, Highlander Publications

GIRLS SHOT PUT

Prelim: 4:00 p.m. - Fri. Final: 5:00 p.m. - Sat.

Records - National: 53-07.75 Natalie Kaaiawahia, Fullerton, CA 1983
State: 52-07.5 Natalie Kaaiawahia, Fullerton 1983

| # | Name | Gr. School | Sect. | Prev. Mark | Pos. | Place | Mark |
|-----|--------------------|---------------------|-------|------------|------|-------|-------|
| 289 | Zynthia Trujillo | 10 Lowell | Sf | 29-02.0 | 1 | _____ | _____ |
| 308 | Felicia Long | 11 Fremont | OK | 30-02.5 | 2 | _____ | _____ |
| 138 | Alissa Aversano | 11 Granada Hills | LA | 34-11.0 | 3 | _____ | _____ |
| 137 | Yolana Wright | 10 Narbonne | LA | 35-08.0 | 4 | _____ | _____ |
| 136 | Avanna Woodard | 12 JF Kennedy | LA | 37-06.5 | 5 | _____ | _____ |
| 426 | Stephanie Halcrow | 12 Novato | NC | 37-07.0 | 6 | _____ | _____ |
| 425 | Vicki Garcia | 10 Amador Valley | NC | 37-10.75 | 7 | _____ | _____ |
| 500 | Tera Bailey | 12 Ramona | SD | 38-06.5 | 8 | _____ | _____ |
| 194 | Misty Maldata | 12 Pioneer | C | 38-07.0 | 9 | _____ | _____ |
| 135 | Wendy Bryant | 11 Bell | LA | 38-08.75 | 10 | _____ | _____ |
| 499 | Shalanda Houston | 10 Montgomery | SD | 38-09.25 | 11 | _____ | _____ |
| 343 | Rene Hopkins | 10 Luther Burbank | SJ | 38-11.5 | 12 | _____ | _____ |
| 498 | Cindy Beers | 12 Poway | SD | 39-01.0 | 13 | _____ | _____ |
| 384 | Brooke Flagg | 12 Anderson | NO | 39-02.5 | 14 | _____ | _____ |
| 193 | Mindy Wirtz | 10 Leland | CC | 39-05.75 | 15 | _____ | _____ |
| 342 | Tanisha Huddleston | 11 Merced | SJ | 40-07.0 | 16 | _____ | _____ |
| 255 | Lisa Stephaney | 9 Hoover | CE | 40-07.5 | 17 | _____ | _____ |
| 192 | Laura Molnar | 11 Carlmont | CC | 40-08.5 | 18 | _____ | _____ |
| 50 | Teresa Stricklin | 11 Arroya Grande | SS | 40-09.0 | 19 | _____ | _____ |
| 51 | Kristen Dunn | 11 Mission Viejo | SS | 40-09.0 | 20 | _____ | _____ |
| 424 | Nicole Logan | 11 Novato | NC | 41-06.25 | 21 | _____ | _____ |
| 49 | Joanna Alo | 12 Santa Ana Valley | SS | 41-07.75 | 22 | _____ | _____ |
| 48 | Myra Smith | 11 Workman | SS | 41-10.25 | 23 | _____ | _____ |
| 47 | Happy Timo | 12 Twentynine Palms | SS | 42-03.5 | 24 | _____ | _____ |
| 341 | Danyel Mitchell | 12 Vallejo | SJ | 43-04.25 | 25 | _____ | _____ |
| 423 | Mika Hilaire | 11 Pittsburg | NC | 43-05.5 | 26 | _____ | _____ |
| 254 | Melisa Weis | 12 Bakersfield | CE | 49-01.5 | 27 | _____ | _____ |
| 253 | Dawn Dumble | 12 Bakersfield | CE | 49-07.5 | 28 | _____ | _____ |



Dawn Dumble, Bakersfield High.


Photo by Burt Davis

GIRLS HIGH JUMP

Prelim: 4:00 p.m. - Fri. Final: 5:00 p.m. - Sat.

Records - National: 6-02.75 Latrese Johnson, Clovis, CA 1985
 State: 6-02.0 Latrese Johnson, Clovis, CA 1985

| # | Name | Gr. School | Sect. | Prev. Mark | Pos. | Place | Mark |
|-----|------------------|----------------------|-------|------------|------|-------|-------|
| 121 | Jackie Foreman | 12 Locke | LA | 4-11.0 | 1 | _____ | _____ |
| 187 | Jenna Hausvick | 12 Monterey | CC | 5-02.0 | 2 | _____ | _____ |
| 305 | Lisa Shavies | 12 Oakland Technical | OK | 5-02.0 | 3 | _____ | _____ |
| 126 | Sam Beauchamp | 12 Granada Hills | LA | 5:03.0 | 4 | _____ | _____ |
| 127 | Sarah White | 11 Taft | LA | 5-03.0 | 5 | _____ | _____ |
| 418 | Maria Tunnila | 12 Antioch | NC | 5-03.0 | 6 | _____ | _____ |
| 36 | Krystal Kirkland | 12 Hesperia | SS | 5-04.0 | 7 | _____ | _____ |
| 37 | Kari Gibbs | 11 Glendora | SS | 5-04.0 | 8 | _____ | _____ |
| 38 | Mia Palkie | 12 Buena | SS | 5-04.0 | 9 | _____ | _____ |
| 125 | Lori Mertes | 12 Chatsworth | LA | 5-04.0 | 10 | _____ | _____ |
| 319 | Clarissa Moulton | 12 Trona | SS | 5-04.0 | 11 | _____ | _____ |
| 186 | Tiffany Salmon | 12 Live Oak | CC | 5-04.0 | 12 | _____ | _____ |
| 250 | Heather Anderson | 11 Clovis | CE | 5-04.0 | 13 | _____ | _____ |
| 381 | Terri Pruitt | 11 West Valley | NO | 5-04.0 | 14 | _____ | _____ |
| 490 | Kelly Barnes | 11 Granite Hills | SD | 5-04.0 | 15 | _____ | _____ |
| 491 | Karyn Armstrong | 11 Torrey Pines | SD | 5-04.0 | 16 | _____ | _____ |
| 249 | Janea Oliveira | 10 Lemoore | CE | 5-05.0 | 17 | _____ | _____ |
| 35 | Beth Byron | 11 Villa Park | SS | 5-06.0 | 18 | _____ | _____ |
| 245 | Karis Gardner | 11 Sierra | CE | 5-06.0 | 19 | _____ | _____ |
| 285 | Tanya Lazar-Lea | 10 McAteer | SF | 5-06.0 | 20 | _____ | _____ |
| 332 | Tanya Smith | 12 Cordova | SJ | 5-06.0 | 21 | _____ | _____ |
| 333 | Michelle Johnson | 10 Vacaville | SJ | 5-06.0 | 22 | _____ | _____ |
| 415 | Julie Jenkins | 10 San Ramon | NC | 5-06.0 | 23 | _____ | _____ |
| 410 | Kathy Hannon | 12 Granada | NC | 5-06.0 | 24 | _____ | _____ |
| 489 | Jill Weeks | 12 Madison | SD | 5-06.0 | 25 | _____ | _____ |
| 399 | Trina Bindel | 11 Eureka | NC | 5-07.0 | 26 | _____ | _____ |
| 355 | Cindy Harmon | 12 Oak Ridge | SJ | 5-09.0 | 27 | _____ | _____ |
| 185 | Chi Johnson | 11 Menlo-Atherton | CC | 5-09.5 | 28 | _____ | _____ |



Crissy Mills, of Campbell Hall High, was the 1989 CIF/Reebok State High Jump Champion.

Photo courtesy of California Track & Running News

GIRLS LONG JUMP

Prelim: 4:00 p.m. - Fri. Final: 5:00 p.m. - Sat.

Records - National: 22-01.75 Kathy McMillian, Raeford, NC 1976
 State: 20-09.75 Wendy Brown, Woodside 1984

| # | Name | Gr. School | Sect. | Prev. Mark | Pos. | Place | Mark |
|-----|-------------------|---------------------|-------|------------|------|-------|-------|
| 382 | Annaliesa Guthrie | 12 Tulelake | NO | 16-09.0 | 1 | _____ | _____ |
| 494 | Jenny Crisell | 12 Fallbrook | SD | 17-00.5 | 2 | _____ | _____ |
| 493 | Mildred Conston | 12 Oceanside | SD | 17-01.5 | 3 | _____ | _____ |
| 306 | Jaliza Eagles | 12 Skyline | OK | 17-01.75 | 4 | _____ | _____ |
| 422 | Lynette Parker | 12 James Logan | NC | 17-02.0 | 5 | _____ | _____ |
| 131 | Feltina Means | 12 Van Nuys | LA | 17-02.5 | 6 | _____ | _____ |
| 421 | Donna Spragon | 11 James Logan | NC | 17-02.75 | 7 | _____ | _____ |
| 130 | Labianca Williams | 11 Gardena | LA | 17-03.75 | 8 | _____ | _____ |
| 420 | Darcy Horn | 11 Acalanes | NC | 17-06.0 | 9 | _____ | _____ |
| 129 | Marquita Terry | 11 JF Kennedy | LA | 17-07.0 | 10 | _____ | _____ |
| 43 | Jennifer Tully | 12 Torrance | SS | 17-07.25 | 11 | _____ | _____ |
| 167 | Cherice Ellison | 10 Mt. Pleasant | CC | 17-07.75 | 12 | _____ | _____ |
| 42 | Alycia Burnham | 11 Rio Mesa | SS | 17-08.75 | 13 | _____ | _____ |
| 41 | Melissa McDonald | 11 Mater Dei | SS | 17-09.0 | 14 | _____ | _____ |
| 492 | Allison Gang | 12 San Pasqual | SD | 17-09.5 | 15 | _____ | _____ |
| 287 | Shena Ferguson | 9 Washington | SF | 17-10.25 | 16 | _____ | _____ |
| 338 | Treena Woodard | 12 AA Stagg | SJ | 17-10.75 | 17 | _____ | _____ |
| 40 | Stacey Peterson | 12 Dos Pueblos | SS | 17-11.0 | 18 | _____ | _____ |
| 251 | Tannel House | 11 Hoover | CE | 17-11.5 | 19 | _____ | _____ |
| 128 | Sonja Bryant | 11 Banning | LA | 18-00.75 | 20 | _____ | _____ |
| 337 | Tashanda Lewis | 11 Mesa Verde | SJ | 18-00.75 | 21 | _____ | _____ |
| 188 | Lisa Collett | 11 Lynbrook | CC | 18-04.5 | 22 | _____ | _____ |
| 230 | Nitra Young | 11 Tulare | CE | 18-06.5 | 23 | _____ | _____ |
| 336 | Angie Scott | 11 Cordova | SJ | 18-06.5 | 24 | _____ | _____ |
| 181 | Keri Sanchez | 11 Santa Teresa | CC | 18-07.75 | 25 | _____ | _____ |
| 243 | Kam Warner | 10 West Bakersfield | Ce | 18-11.25 | 26 | _____ | _____ |
| 39 | Julianna Yendork | 11 Walnut | SS | 19-04.0 | 27 | _____ | _____ |
| 419 | Amy Mitchell | 11 Rancho Cotate | NC | 19-05.75 | 28 | _____ | _____ |



Julianna Yendork, Walnut High.

Photo by Cindy Darby, San Gabriel Valley Tribune

BOYS LONG JUMP

Prelim: 4:00 p.m. - Fri. Final: 5:00 p.m. - Sat.

Records - National: 26-04.75 James Stallworth, Tulare, CA 1989
 State: 26.04.75 James Stallworth, Tulare, CA 1989

| # | Name | Gr. School | Sect. | Prev. Mark | Pos. | Place | Mark |
|-----|------------------|--------------------|-------|------------|------|-------|-------|
| 218 | Sharif Estes | 12 Skyline | OK | 21-06.25 | 1 | _____ | _____ |
| 489 | Joel Thornton | 12 Encinal | NC | 21-06.5 | 2 | _____ | _____ |
| 366 | Jason Leohardt | 12 Pleasant Valley | NO | 21-06.75 | 3 | _____ | _____ |
| 413 | Damon Barkley | 12 Lincoln | SJ | 21-08.0 | 4 | _____ | _____ |
| 412 | Damon Boddie | 11 Cordova | SJ | 21-09.75 | 5 | _____ | _____ |
| 236 | Frank Madu | 10 McAteer | SF | 21-10.5 | 6 | _____ | _____ |
| 114 | Bobby Perkins | 12 Carson | LA | 22-00.75 | 7 | _____ | _____ |
| 488 | Dee Grayer | 12 Montgomery | NC | 22-01.0 | 8 | _____ | _____ |
| 487 | Ted Kermoian | 12 Campolindo | NC | 22-01.5 | 9 | _____ | _____ |
| 113 | Fred Sims | 11 Carson | LA | 22-04.5 | 10 | _____ | _____ |
| 411 | Tom D'Agostini | 10 Amador | SJ | 22-05.0 | 11 | _____ | _____ |
| 302 | Geoff Vaughn | 12 Mayfair | SS | 22-06.0 | 12 | _____ | _____ |
| 112 | Marcus Reed | 12 Canoga Park | LA | 22-06.0 | 13 | _____ | _____ |
| 301 | Josiah Williams | 12 Valencia | SS | 22-07.75 | 14 | _____ | _____ |
| 79 | Knyuann Woods | 11 Locke | LA | 22-08.0 | 15 | _____ | _____ |
| 486 | Troy Dominici | 12 James Logan | NC | 22-10.5 | 16 | _____ | _____ |
| 300 | Napoleon Kaufman | 11 Lompoc | SS | 22-10.75 | 17 | _____ | _____ |
| 182 | Jon Baker | 12 Foothill | CE | 23-02.0 | 18 | _____ | _____ |
| 181 | Liron Wilson | 11 Washington | CE | 23-03.0 | 19 | _____ | _____ |
| 4 | Mike Jones | 12 Santa Cruz | CC | 23.05-75 | 20 | _____ | _____ |
| 180 | Rich Cummings | 12 Lemoore | CE | 23-06.0 | 21 | _____ | _____ |
| 32 | Steve Moore | 12 Branham | CC | 23-08.5 | 22 | _____ | _____ |
| 31 | Ken Stephenson | 12 Gilroy | CC | 23-09.75 | 23 | _____ | _____ |
| 569 | Rogue Balina | 11 Mt. Carmel | SD | 23-10.25 | 24 | _____ | _____ |
| 542 | Scott Hammond | 10 Lincoln | SD | 24-02.0 | 25 | _____ | _____ |
| 299 | Anthony Smith | 12 San Bernardino | SS | 24-04.25 | 26 | _____ | _____ |
| 298 | Jason Duff | 12 Etiwanda | SS | 25-00.25 | 27 | _____ | _____ |
| 568 | Jerome Price | 12 University City | SD | 25-04.5 | 28 | _____ | _____ |



Jerome Price, of University City High.
 Photo by John Gibbins, San Diego Union

BOYS POLE VAULT

Prelim: 4:00 p.m. - Fri. Final: 5:00 p.m. - Sat.

Records - National: 17-09.5 Joe Dial, Marlow, OK 1981
 State: 17.00.5 Anthony Curran 1978

| # | Name | Gr. School | Sect. | Prev. Mark | Pos. | Place | Mark |
|-----|----------------------|-------------------|-------|------------|------|-------|-------|
| 235 | Eric Montalvo | 12 McAteer | SF | 11-00.0 | 1 | _____ | _____ |
| 216 | DeShannon Williamson | 12 Castlemont | OK | 12-00.0 | 2 | _____ | _____ |
| 106 | Dean Galaz | 12 Garfield | LA | 13-00.0 | 3 | _____ | _____ |
| 107 | Wolfgang Vonaspe | 12 Taft | LA | 13-00.0 | 4 | _____ | _____ |
| 108 | Kevin Connolly | 12 Polytechnic | LA | 13-00.0 | 5 | _____ | _____ |
| 479 | Matt Olson | 12 James Logan | NC | 13-00.0 | 6 | _____ | _____ |
| 480 | Emile Bruneau | 12 Willits | NC | 13.00.0 | 7 | _____ | _____ |
| 481 | Jd Lenzen | 12 James Logan | NC | 13-00.0 | 8 | _____ | _____ |
| 105 | Howard Schrier | 12 Birmingham | LA | 13-06.00 | 9 | _____ | _____ |
| 364 | Dustin Abel | 12 Weed | NO | 13-06.0 | 10 | _____ | _____ |
| 564 | Chris Aubuchon | 12 Fallbrook | SD | 13-06.0 | 11 | _____ | _____ |
| 176 | Mike Garcia | 12 Coalinga | CE | 14-00.0 | 12 | _____ | _____ |
| 292 | John Crumrine | 12 Camarillo | SS | 14-00.0 | 13 | _____ | _____ |
| 563 | Derrick Roth | 12 Mt. Carmel | SD | 14-00.0 | 14 | _____ | _____ |
| 290 | Jason Henlon | 12 Upland | SS | 14-08.0 | 15 | _____ | _____ |
| 291 | Brian Marston | 12 Temple City | SS | 14-08.0 | 16 | _____ | _____ |
| 27 | Paul Friedenbach | 12 Santa Cruz | CC | 15-00.0 | 17 | _____ | _____ |
| 174 | David Cox | 11 Hoover | CE | 15-00.0 | 18 | _____ | _____ |
| 175 | Darren Fraley | 11 Lemoore | CE | 15-00.0 | 19 | _____ | _____ |
| 288 | Eric Stone | 12 Monrovia | SS | 15.00.0 | 20 | _____ | _____ |
| 289 | Gary Silverman | 12 Upland | SS | 15-00.0 | 21 | _____ | _____ |
| 562 | Wes Stephens | 12 Orange Glen | SD | 15-00.0 | 22 | _____ | _____ |
| 406 | Bill Tanner | 12 Oakmont | SJ | 15-03.0 | 23 | _____ | _____ |
| 407 | Shane Wool | 12 Modesto | SJ | 15-03.0 | 24 | _____ | _____ |
| 478 | Chris Daily | 12 Ygnacia Valley | NC | 15-03.0 | 25 | _____ | _____ |
| 26 | Sean Buckley | 12 St. Francis | CC | 15-04.0 | 26 | _____ | _____ |
| 405 | Matt McCauley | 11 Nevada Union | SJ | 15-09.0 | 27 | _____ | _____ |
| 25 | Ed Lasquette | 12 Mt. Pleasant | CC | 16-00.5 | 28 | _____ | _____ |



Wes Stephens, of Orange Glen High.
 Photo courtesy of California Track & Running News

GIRLS 1600m RUN

Prelim: 5:24 p.m. - Fri. Final: 6:10 p.m. - Sat.

Records - National: 4:39.92 Polly Plumer, Irvine, CA 1982
 State: 4:39.92 Polly Plumer, Irvine, CA 1982

| # | Name | Gr. School | Sect. | Prev. Mark | Pos. | Place | Mark |
|-----|-------------------|-----------------------|-------|------------|------|-------|-------|
| 329 | Cybelle McFadden | 9 St. Francis | SJ | 5:08.66 | 1 | _____ | _____ |
| 478 | Mailee Ferguson | 10 La Jolla | SD | 5:05.99 | 2 | _____ | _____ |
| 406 | Melanie Spenst | 11 Mission San Jose | NC | 5:03.93 | 3 | _____ | _____ |
| 404 | Melissa Freeberg | 11 California | NC | 4:59.81 | 4 | _____ | _____ |
| 19 | Shelley Taylor | 10 Edison | SS | 4:55.50 | 5 | _____ | _____ |
| 21 | Suzanne Castruita | 12 West Covina | SS | 4:59.53 | 6 | _____ | _____ |
| 110 | Rosetta Hunter | 12 Locke | LA | 5:00.28 | 7 | _____ | _____ |
| 22 | Susannah Thrasher | 12 Villa Park | SS | 5:05.94 | 8 | _____ | _____ |
| 480 | Gretchen Schiebel | 12 Orange Glen | SD | 5:07.05 | 9 | _____ | _____ |
| 176 | Martha Luna | 11 Watsonville | CC | 5:12.08 | 10 | _____ | _____ |
| 177 | Jenni Keil | 11 San Lorenzo Valley | CC | 5:13.04 | 11 | _____ | _____ |
| 240 | Cindy Franco | 9 Delano | CE | 5:18.15 | 12 | _____ | _____ |
| 377 | Tina Gorbet | 12 Lassen | NO | 5:18.46 | 13 | _____ | _____ |
| 113 | Brenda Stewart | 9 Locke | LA | 5:29.47 | 14 | _____ | _____ |
| 236 | Norma Cuellar | 12 Redwood | CE | 5:07.15 | 1 | _____ | _____ |
| 328 | Amy Davidson | 10 Bret Harte | SJ | 5:06.08 | 2 | _____ | _____ |
| 18 | Erica Sumi | 9 Wilson (Long Beach) | SS | 5:05.22 | 3 | _____ | _____ |
| 173 | Beth Bartholomew | 12 Fremont | CC | 5:03.04 | 4 | _____ | _____ |
| 20 | Karen Hecox | 12 South Hills | SS | 4:55.82 | 5 | _____ | _____ |
| 403 | Becky Spies | 11 Livermore | NC | 4:57.27 | 6 | _____ | _____ |
| 405 | Sarah Riley | 11 Campolindo | NC | 5:00.57 | 7 | _____ | _____ |
| 327 | Jennifer Hamel | 11 Merced | SJ | 5:05.38 | 8 | _____ | _____ |
| 479 | Kelly Faye | 12 San Pasqual | SD | 5:06.57 | 9 | _____ | _____ |
| 239 | Mary Martinez | 12 Foothill | CE | 5:09.21 | 10 | _____ | _____ |
| 111 | Robin Snowbeck | 10 Pacific Palisades | LA | 5:16.27 | 11 | _____ | _____ |
| 284 | Liza Lopez | 11 Balboa | SF | 5:16.05 | 12 | _____ | _____ |
| 112 | Sheri-Lee Segal | 12 Birmingham | LA | 5:25.32 | 13 | _____ | _____ |
| 302 | Aziza Said | 11 Oakland | OK | 5:48.39 | 14 | _____ | _____ |




Becky Spies, of Livermore High.
 Photo by John Quintanilla, Cal-Hi Sports

GIRLS DISCUS

Prelim: 5:30 p.m. - Fri. Final: 7:00 p.m. - Sat.

Records - National: 176-04.0 Cindy Johnson, Chandler, AZ 1982
 State: 172-11.0 Leslie Deniz, Gridley 1980

| # | Name | Gr. School | Sect. | Prev. Mark | Pos. | Place | Mark |
|-----|--------------------|---------------------|-------|------------|------|-------|-------|
| 290 | Hilary Byrde | 11 Galileo | SF | 103-10.5 | 1 | _____ | _____ |
| 139 | Valerie Moreno | 10 Marshall | LA | 113.00.0 | 2 | _____ | _____ |
| 385 | Stefani Schlueter | 12 Yreka | NO | 117.11.0 | 3 | _____ | _____ |
| 429 | Alicia Yacoboski | 11 Rancho Cotate | NC | 118-05.0 | 4 | _____ | _____ |
| 428 | Debbie Templeton | 12 South Fork | NC | 119-04.0 | 5 | _____ | _____ |
| 503 | Carrie Wadlington | 11 Granth Hills | SD | 127-03.0 | 6 | _____ | _____ |
| 196 | Michelle Wagner | 12 Lynbrook | CC | 129-09.5 | 7 | _____ | _____ |
| 256 | Suzu Jost | 12 Immanuel | CE | 130-00.0 | 8 | _____ | _____ |
| 502 | Angie Allen | 11 El Capitan | SD | 131-06.0 | 9 | _____ | _____ |
| 501 | Kathleen Bihis | 12 Mt. Carmel | SD | 131-09.0 | 10 | _____ | _____ |
| 56 | Marie Midland | 12 Estancia | SS | 133-10.0 | 11 | _____ | _____ |
| 195 | Octavia Dumas | 12 Mt. Pleasant | CC | 135-07.25 | 12 | _____ | _____ |
| 425 | Vicki Garcia | 10 Amador Valley | NC | 138-04.0 | 13 | _____ | _____ |
| 55 | Angie Arrington | 12 Palmdale | SS | 138-08.0 | 14 | _____ | _____ |
| 344 | Annette Kailihiwa | 11 Loretto | SJ | 140.00.0 | 15 | _____ | _____ |
| 342 | Tanisha Huddleston | 11 Merced | SJ | 140-06.0 | 16 | _____ | _____ |
| 427 | Jessica Alderman | 11 Mission San Jose | NC | 140-07.0 | 17 | _____ | _____ |
| 54 | Debbie Hargrove | 12 Estancia | SS | 143.10-0 | 18 | _____ | _____ |
| 193 | Mindy Wirtz | 10 Leland | CC | 144-01.25 | 19 | _____ | _____ |
| 341 | Danyel Mitchell | 12 Vallejo | SJ | 144-03.0 | 20 | _____ | _____ |
| 53 | Jodie Warr | 12 Rubidoux | SS | 145-00.0 | 21 | _____ | _____ |
| 52 | Celeste McVey | 11 Redlands | SS | 150-03.0 | 22 | _____ | _____ |
| 253 | Dawn Dumble | 12 Bakersfield | CE | 171-02.0 | 23 | _____ | _____ |
| 254 | Melisa Weis | 12 Bakersfield | CE | 176-10.0 | 24 | _____ | _____ |



Melissa Weiss, Bakersfield High.
 Photo by Burt Davis

BOYS 1600m RUN

Prelim: 5:38 p.m. - Fri. Final: 6:20 p.m. - Sat.

Records - National: 3:58.30 Jim Ryun, Wichita, KA 1965
 State: 4:05.04 March Schilling, Garden Grove 1972

| # | Name | Gr. School | Sect. | Prev. Mark | Pos. | Place | Mark |
|-----|-------------------|-----------------------|-------|------------|------|-------|-------|
| 89 | Danny Jordan | 12 Venice | LA | 4:20.38 | 1 | _____ | _____ |
| 550 | Robert Walker | 11 San Pasqual | SD | 4:19.41 | 2 | _____ | _____ |
| 460 | Kevin Berkowitz | 12 Hayward | NC | 4:18.47 | 3 | _____ | _____ |
| 11 | Matt Ringer | 12 Homestead | CC | 4:15.05 | 4 | _____ | _____ |
| 260 | Coley Candaele | 12 Carpinteria | SS | 4:09.63 | 5 | _____ | _____ |
| 266 | Derek Kite | 12 Camarillo | SS | 4:15.02 | 6 | _____ | _____ |
| 268 | Creighton Harris | 12 Hoover | SS | 4:16.72 | 7 | _____ | _____ |
| 389 | James Johnson | 12 Jesuit | SJ | 4:19.36 | 8 | _____ | _____ |
| 462 | Steve Guerrini | 11 Santa Rosa | NC | 4:19.67 | 9 | _____ | _____ |
| 13 | Sean Murphy | 12 Leland | CC | 4:21.00 | 10 | _____ | _____ |
| 393 | Austin Matulonis | 10 Oak Ridge | SJ | 4:21.26 | 11 | _____ | _____ |
| 91 | Julio Moreno | 11 Venice | LA | 4:22.97 | 12 | _____ | _____ |
| 161 | Jose Santiago | 11 Madera | CE | 4:23.79 | 13 | _____ | _____ |
| 360 | Jeremy Redding | 12 Central Valley | NO | 4:25.55 | 14 | _____ | _____ |
| 158 | Carlos Sanchez | 12 Madera | CE | 4:20.61 | 1 | _____ | _____ |
| 12 | Joe Rodriguez | 12 San Lorenzo Valley | CC | 4:19.6 | 2 | _____ | _____ |
| 549 | Hector Hernandez | 11 Mar Vista | SD | 4:17.26 | 3 | _____ | _____ |
| 267 | Paul Goodrich | 12 Dos Pueblos | SS | 4:15.18 | 4 | _____ | _____ |
| 265 | Louie Quintana | 11 Arroyo Grande | SS | 4:09.87 | 5 | _____ | _____ |
| 88 | Brian Gastelum | 12 Birmingham | LA | 4:11.78 | 6 | _____ | _____ |
| 392 | Damon Chamberlain | 12 Casa Roble | SJ | 4:15.64 | 7 | _____ | _____ |
| 461 | Richie Boulet | 11 Sir Francis Drake | NC | 4:19.15 | 8 | _____ | _____ |
| 551 | Clay Biddle | 12 Mt. Carmel | SD | 4:20.23 | 9 | _____ | _____ |
| 90 | Ben Mesfen | 11 Venice | LA | 4:20.86 | 10 | _____ | _____ |
| 160 | Juan Sanchez | 12 Delano | CE | 4:22.02 | 11 | _____ | _____ |
| 463 | Shumeye Mamo | 12 Berkeley | NC | 4:22.26 | 12 | _____ | _____ |
| 214 | David Sanders | 11 Castlemont | OK | 4:36.36 | 13 | _____ | _____ |
| 230 | Kahassai Tafese | 12 McAteer | SF | 4:37.1 | 14 | _____ | _____ |



Louie Quintana, of Arroyo, finished 5th in the 1600m run during the 1989 CIF/Reebok State Track Championships.
 Photo by Wayne Seeber, Highlander Publications

GIRLS 100m HURDLES

Prelim: 5:50 p.m. - Fri. Final: 6:30 p.m. - Sat.

Records - National: 13.33 Dawn Bowles, South Plainfield, NJ 1988
 State: 13.34 Janeene Vickers, Pomona 1987

| # | Name | Gr. School | Sect. | Prev. Mark | Pos. | Place | Mark |
|-----|------------------|---------------------|-------|------------|------|-------|-------|
| 119 | Andrea Burnside | 11 Westchester | LA | 15.14 | 2 | _____ | _____ |
| 183 | Kerri Gabierlson | 10 Monte Vista | CC | 14.88 | 3 | _____ | _____ |
| 243 | Kam Warner | 10 West Bakersfield | CE | 14.51 | 4 | _____ | _____ |
| 27 | Felice Lipscomb | 12 Santa Monica | SS | 13.97 | 5 | _____ | _____ |
| 285 | Tanya Lazar-Lea | 10 McAteer | SF | 14.50 | 6 | _____ | _____ |
| 486 | Sharon Proffer | 12 Santana | SD | 14.80 | 7 | _____ | _____ |
| 413 | Stefanie Hanf | 11 Ygnacio Valley | NC | 14.47 | 8 | _____ | _____ |
| | | | | | 9 | _____ | _____ |
| | | | | | 1 | _____ | _____ |
| 118 | Leshette Molette | 12 Banning | LA | 15.04 | 2 | _____ | _____ |
| 31 | Sanoma Nickson | 9 Morningside | SS | 14.81 | 3 | _____ | _____ |
| 410 | Kathy Hannon | 12 Granada | NC | 14.59 | 4 | _____ | _____ |
| 320 | Kwani Stewart | 12 Yuba City | SJ | 14.00 | 5 | _____ | _____ |
| 485 | Erin Blunt | 10 San Pasqual | SD | 14.26 | 6 | _____ | _____ |
| 182 | Tonia Coleman | 12 Branham | CC | 14.67 | 7 | _____ | _____ |
| 303 | Lawanna Adams | 12 Oakland | OK | 15.35 | 8 | _____ | _____ |
| | | | | | 9 | _____ | _____ |
| | | | | | 1 | _____ | _____ |
| 379 | Erin McClung | 10 Fall River | NO | 15.50 | 2 | _____ | _____ |
| 244 | Kayla Montgomery | 10 Clovis West | CE | 14.92 | 3 | _____ | _____ |
| 30 | Elinor Tolson | 9 La Quinta | SS | 14.56 | 4 | _____ | _____ |
| 332 | Tanya Smith | 12 Cordova | SJ | 14.04 | 5 | _____ | _____ |
| 181 | Keri Sanchez | 11 Santa Teresa | CC | 14.39 | 6 | _____ | _____ |
| 121 | Jackie Foreman | 12 Locke | LA | 14.64 | 7 | _____ | _____ |
| 412 | Ashley Scharff | 10 San Ramon | NC | 14.96 | 8 | _____ | _____ |
| | | | | | 9 | _____ | _____ |
| | | | | | 1 | _____ | _____ |
| 120 | Crystal Lewis | 12 Dorsey | LA | 15.54 | 2 | _____ | _____ |
| 411 | Christy Boyd | 11 Foothill | NC | 14.83 | 3 | _____ | _____ |
| 29 | Twila Sims | 10 Lompoc | SS | 14.55 | 3 | _____ | _____ |
| 484 | Kim Dill | 12 Poway | SD | 14.19 | 4 | _____ | _____ |
| 28 | Kim Barnes | 12 Fontana | SS | 14.51 | 5 | _____ | _____ |
| 333 | Michelle Johnson | 10 Vacaville | SJ | 14.60 | 6 | _____ | _____ |
| 245 | Karis Gardner | 11 Sierra | CE | 14.96 | 8 | _____ | _____ |
| | | | | | 9 | _____ | _____ |



Felice Lipscomb, Santa Monica High, is the defending champion in the 100m low hurdles.
 Photo courtesy of Santa Monica High School

BOYS 110m HURDLES

Prelim: 6:02 p.m. - Fri. Final: 6:35 p.m. - Sat.

Records - National: 12.9. Renaldo Nehemiah, Fanwood, NJ 1977
State: 13.41 Steve Kerho, Mission Viejo 1982

| # | Name | Gr. School | Sect. | Prev. Mark | Pos. | Place | Mark |
|-----|-------------------|------------------------|-------|------------|------|-------|-------|
| | | | | | 1 | _____ | _____ |
| 559 | Devon Borsch | 12 Torrey Pines | SD | 14.95 | 2 | _____ | _____ |
| 474 | Thomas Smith | 12 Pittsburg | NC | 14.69 | 3 | _____ | _____ |
| 169 | Marcus Carter | 12 South Bakersfield | CE | 14.53 | 4 | _____ | _____ |
| 20 | Rocky Morris | 12 Andrew Hill | CC | 14.08 | 5 | _____ | _____ |
| 99 | Terrance Campbell | 12 Banning | LA | 14.47 | 6 | _____ | _____ |
| 283 | Demetrius Wynn | 12 Westlake | SS | 14.68 | 7 | _____ | _____ |
| 363 | Josh Fillion | 12 East Nicolaus | NO | 15.24 | 8 | _____ | _____ |
| | | | | | 1 | _____ | _____ |
| 170 | Wally Marks | 10 McLane | CE | 14.84 | 2 | _____ | _____ |
| 101 | Kyle Beck | 12 Chatsworth | LA | 14.72 | 3 | _____ | _____ |
| 280 | Demond Smith | 10 Hawthorne | SS | 14.51 | 4 | _____ | _____ |
| 471 | Steve Warren | 12 Clayton Valley | NC | 14.24 | 5 | _____ | _____ |
| 279 | Andre Devezin | 12 Muir | SS | 14.47 | 6 | _____ | _____ |
| 399 | Mark Higgins | 12 Fairfield | SJ | 14.64 | 7 | _____ | _____ |
| 22 | George Casey | 12 Bellarmine | CC | 14.68 | 8 | _____ | _____ |
| | | | | | 9 | _____ | _____ |
| | | | | | 1 | _____ | _____ |
| 215 | Abu Wilson | 11 McClymond | OK | 15.63 | 2 | _____ | _____ |
| 400 | Stuart Corbett | 12 Del Oro | SJ | 14.71 | 3 | _____ | _____ |
| 473 | Robert Primo | 12 Ygnacio Valley | NC | 14.50 | 4 | _____ | _____ |
| 557 | Chris Jones | 12 Morse | SD | 14.38 | 5 | _____ | _____ |
| 168 | Chris Youngblood | 12 Corcoran | CE | 14.46 | 6 | _____ | _____ |
| 282 | Ryan Kieling | 11 Crespi | SS | 14.63 | 7 | _____ | _____ |
| 102 | Raven Manager | 11 Washington | LA | 14.80 | 8 | _____ | _____ |
| | | | | | 9 | _____ | _____ |
| | | | | | 1 | _____ | _____ |
| 233 | Corey Settles | 11 Lowell | SF | 15.78 | 2 | _____ | _____ |
| 401 | Derri Hughes | 12 Atwater | SJ | 14.73 | 3 | _____ | _____ |
| 100 | Curtis Hawkins | 12 Carson | LA | 14.52 | 4 | _____ | _____ |
| 472 | Irwin Lincoln | 11 De Anza | NC | 14.32 | 5 | _____ | _____ |
| 558 | Eric Bell | 11 Castle Park | SD | 14.32 | 6 | _____ | _____ |
| 281 | Clay Hall | 12 Wilson (Long Beach) | SS | 14.61 | 7 | _____ | _____ |
| 21 | Isaac Carson | 11 Jefferson | CC | 14.75 | 8 | _____ | _____ |
| | | | | | 9 | _____ | _____ |



Marcus Carter, South Bakersfield High.
Photo courtesy of South Bakersfield High

GIRLS 400m RUN

Prelim: 6:14 p.m. - Fri. Final: 6:40 p.m. - Sat.

Records - National: 52.39 Denean Howard, Granada Hills, CA 1980
State: 52.39 Denean Howard, Granada Hills, CA 1980


| # | Name | Gr. School | Sect. | Prev. Mark | Pos. | Place | Mark |
|-----|--------------------|----------------------|-------|------------|------|-------|-------|
| | | | | | 1 | _____ | _____ |
| 373 | Missy Rice | 12 Paradise | NO | 58.8 | 2 | _____ | _____ |
| 397 | Stacey Johnson | 11 Antioch | NC | 57.92 | 3 | _____ | _____ |
| 104 | Tracie Alexander | 12 Crenshaw | LA | 57.06 | 4 | _____ | _____ |
| 472 | Alison Dring | 10 Mt. Carmel | SD | 54.29 | 5 | _____ | _____ |
| 10 | Tara Smith | 11 Paramount | SS | 56.67 | 6 | _____ | _____ |
| 322 | Jennifer Murphy | 12 Loretto | SJ | 57.83 | 7 | _____ | _____ |
| 234 | Heather Wyatt | 12 Hanford | CE | 58.71 | 8 | _____ | _____ |
| | | | | | 9 | _____ | _____ |
| | | | | | 1 | _____ | _____ |
| 235 | Heidi Robertson | 12 North Bakersfield | CE | 59.04 | 2 | _____ | _____ |
| 171 | Dina Moore | 12 Harbor | CC | 58.49 | 3 | _____ | _____ |
| 474 | Katina Bugg | 12 Patrick Henry | SD | 56.73 | 4 | _____ | _____ |
| 8 | Shanequa Campbell | 12 Alta Loma | SS | 54.78 | 5 | _____ | _____ |
| 103 | Tracy Pleasant | 10 Locke | LA | 56.36 | 6 | _____ | _____ |
| 396 | Tiffany Johnson | 11 JF Kennedy | NC | 57.77 | 7 | _____ | _____ |
| 323 | Sheree Purdue | 11 Valley | SJ | 58.74 | 8 | _____ | _____ |
| | | | | | 9 | _____ | _____ |
| | | | | | 1 | _____ | _____ |
| 282 | Heather Meidinger | 10 Lowell | SF | 1:01.50 | 2 | _____ | _____ |
| 172 | Julia Dudley | 12 Archbishop Mitty | CC | 58.69 | 3 | _____ | _____ |
| 395 | Melissa Mannion | 12 San Leandro | NC | 57.10 | 4 | _____ | _____ |
| 7 | Latima Jones | 12 St. Anthony | SS | 55.22 | 5 | _____ | _____ |
| 9 | Lashawn Stringer | 9 Morningside | SS | 55.63 | 6 | _____ | _____ |
| 101 | Rene Walker | 10 Dorsey | LA | 57.65 | 7 | _____ | _____ |
| 324 | Keetha Brown | 11 Merced | SJ | 58.78 | 8 | _____ | _____ |
| | | | | | 9 | _____ | _____ |
| | | | | | 1 | _____ | _____ |
| 300 | Chaa'ka Montgomery | 10 Oakland | OK | 1:01.79 | 2 | _____ | _____ |
| 105 | Kim Montgomery | 12 Granada Hills | LA | 58.11 | 3 | _____ | _____ |
| 11 | Juanita Ball | 12 Compton | SS | 57.47 | 4 | _____ | _____ |
| 473 | Shani Freeman | 12 Crawford | SD | 55.26 | 5 | _____ | _____ |
| 233 | Janice Nichols | 10 Bakersfield | CE | 55.50 | 6 | _____ | _____ |
| 168 | Angie Nurisso | 12 St. Francis | CC | 57.51 | 7 | _____ | _____ |
| 398 | Sarah-Tyah Wilson | 9 Berkeley | NC | 58.27 | 8 | _____ | _____ |
| | | | | | 9 | _____ | _____ |

BOYS 400m RUN

Prelim: 6:30 p.m. - Fri. Final: 6:45 p.m. - Sat.

Records - National: 45.5 Anthony Ketchum, TX 1981
State: 45.7 Chip Rush, (Marina) 1985

| # | Name | Gr. School | Sect. | Prev. Mark | Pos. | Place | Mark |
|-----|-------------------|-----------------------------------|-------|------------|------|-------|-------|
| | | | | | 1 | _____ | _____ |
| 155 | Clifton Young | 10 Fresno | CE | 50.52 | 2 | _____ | _____ |
| 386 | Greg Turner | 12 Valley | SJ | 49.15 | 3 | _____ | _____ |
| 5 | Curtis Shearer | 12 Silver Creek | CC | 48.36 | 4 | _____ | _____ |
| 452 | Merril Samuels | 12 California School for the Deaf | NC | 47.77 | 5 | _____ | _____ |
| 81 | Ruben Benitez | 11 Taft | LA | 47.89 | 6 | _____ | _____ |
| 259 | John Henlsey | 12 Temple City | SS | 49.15 | 7 | _____ | _____ |
| 154 | Jermaine Ogans | 11 Tulare | CE | 49.99 | 8 | _____ | _____ |
| | | | | | 9 | _____ | _____ |
| | | | | | 1 | _____ | _____ |
| 156 | Carlos Marquez | 11 Central | CE | 50.60 | 2 | _____ | _____ |
| 387 | Lashawn Daniels | 11 East Union | SJ | 49.32 | 3 | _____ | _____ |
| 257 | Dustin James | 12 Ontario | SS | 48.63 | 4 | _____ | _____ |
| 451 | Dingane Newson | 12 Albany | NC | 47.83 | 5 | _____ | _____ |
| 83 | John Floyd | 11 Locke | LA | 48.21 | 6 | _____ | _____ |
| 545 | Arturo Hernandez | 12 Montgomery | SD | 49.00 | 7 | _____ | _____ |
| 358 | Dan Teeter | 12 Lassen | NO | 50.11 | 8 | _____ | _____ |
| | | | | | 9 | _____ | _____ |
| | | | | | 1 | _____ | _____ |
| 228 | Derek Shepard | 10 Lincoln | SF | 50.68 | 2 | _____ | _____ |
| 388 | Anthony Leggett | 12 Atwater | SJ | 49.40 | 3 | _____ | _____ |
| 6 | Alex Bynoe | 11 Gunn | CC | 48.71 | 4 | _____ | _____ |
| 255 | Jerriod McCladdie | 11 Centennial | SS | 47.69 | 5 | _____ | _____ |
| 82 | Marvin Templeton | 12 Crenshaw | LA | 48.19 | 6 | _____ | _____ |
| 544 | David Gregory | 12 Patrick Henry | SD | 48.98 | 7 | _____ | _____ |
| 455 | Mason Dewing | 12 College Park | NC | 49.44 | 8 | _____ | _____ |
| | | | | | 9 | _____ | _____ |
| | | | | | 1 | _____ | _____ |
| 212 | Durrell James | 11 Oakland | OK | 51.25 | 2 | _____ | _____ |
| 7 | Shawn Dawkins | 12 Homestead | CC | 49.34 | 3 | _____ | _____ |
| 258 | Kendall Wesley | 12 Katella | SS | 48.78 | 4 | _____ | _____ |
| 80 | Lamont Warren | 11 Dorsey | LA | 47.72 | 5 | _____ | _____ |
| 256 | Mike Sulcer | 12 Muir | SS | 48.21 | 6 | _____ | _____ |
| 543 | Sean Cahill | 12 Mira Mesa | SD | 48.89 | 7 | _____ | _____ |
| 454 | Ken Grace | 12 De Anza | NC | 49.41 | 8 | _____ | _____ |
| | | | | | 9 | _____ | _____ |



Lamont Warren, of Dorsey High in Los Angeles.
Photo by John Quintanilla, Cal-High Sports

BOYS SHOT PUT

Prelim: 6:30 p.m. - Fri. Final: 7:00 p.m. - Sat.

Records - National: 77-00.0 Michael Carter, Dallas, TX 1979
State: 68-04.0 Brian Blutreich, (Capo Valley) 1985

| # | Name | Gr. School | Sect. | Prev. Mark | Pos. | Place | Mark |
|-----|------------------|------------------|-------|------------|------|-------|-------|
| 238 | Donald Pollard | 11 Lincoln | SF | 40-06.5 | 1 | _____ | _____ |
| 122 | Charles Payton | 12 Banning | LA | 47-02.0 | 2 | _____ | _____ |
| 121 | Lae Freeman | 12 Van Nuys | LA | 49-03.75 | 3 | _____ | _____ |
| 368 | John MacDonald | 12 Red Bluff | NO | 51-07.5 | 4 | _____ | _____ |
| 120 | Karl Gardley | 12 Canoga Park | LA | 52-00.0 | 5 | _____ | _____ |
| 495 | Corey Asbell | 11 Monte Vista | NC | 52-00.75 | 6 | _____ | _____ |
| 220 | Ramone Cooper | 11 Castlemont | OK | 52-02.0 | 7 | _____ | _____ |
| 468 | Jim Freeland | 11 Amador Valley | NC | 52-06.0 | 8 | _____ | _____ |
| 119 | Gregory Bernard | 12 Taft | LA | 53-04.5 | 9 | _____ | _____ |
| 418 | Victor Rodriguez | 12 Oakdale | SJ | 53-08.0 | 10 | _____ | _____ |
| 494 | Angelo Munoz | 12 Antioch | NC | 54-02.25 | 11 | _____ | _____ |
| 573 | Junior Cienega | 10 Escondido | SD | 54-08.5 | 12 | _____ | _____ |
| 186 | Matt Karsevear | 12 Clovis | CE | 54-09.0 | 13 | _____ | _____ |
| 309 | Donard Willis | 11 Cabrillo | SS | 55-00.0 | 14 | _____ | _____ |
| 308 | Matt Jordan | 12 Dana Hills | SS | 55-05.5 | 15 | _____ | _____ |
| 417 | Rick Asbell | 12 Manteca | SJ | 55-06.0 | 16 | _____ | _____ |
| 307 | Mark Kinney | 12 Esperanza | SS | 55-06.75 | 17 | _____ | _____ |
| 185 | David Gutierrez | 12 Mt. Whitney | CE | 55-10.0 | 18 | _____ | _____ |
| 37 | Bill Dale | 12 Leland | CC | 56-00.5 | 19 | _____ | _____ |
| 36 | Scott Gardner | 11 Lincoln | CC | 56-01.0 | 20 | _____ | _____ |
| 447 | Aaron Thurman | 11 Riverbank | SJ | 56-01.5 | 21 | _____ | _____ |
| 555 | Troy Martz | 12 Orange Glen | SD | 56-02-5 | 22 | _____ | _____ |
| 493 | Matt Loggins | 11 Moreau | NC | 56-05.0 | 23 | _____ | _____ |
| 167 | Jon Frank | 12 Bakersfield | CE | 57-02.5 | 24 | _____ | _____ |
| 35 | Kevin McMahon | 12 Bellarmine | CC | 57-11.5 | 25 | _____ | _____ |
| 276 | David Partin | 12 Mayfair | SS | 58-03.0 | 26 | _____ | _____ |
| 277 | Mark Parlin | 11 Esperanza | SS | 60-03.5 | 27 | _____ | _____ |
| 554 | Brent Noon | 12 Fallbrook | SD | 74-10.5 | 28 | _____ | _____ |



Brent Noon of Fallbrook is the defending CIF/Reebok State Champion in the shot put.

Photo by Robert Gauthier, San Diego Union

BOYS HIGH JUMP

Prelim: 6:30 p.m. - Fri. Final: 7:00 p.m. - Sat.

Records - National: 7-05.25 Dothel Edwards, Athens, GA 1984
State: 7-03.25 Lee Balkin, Glendale 1979

| # | Name | Gr. School | Sect. | Prev. Mark | Pos. | Place | Mark |
|-----|-----------------|------------------------|-------|------------|------|-------|-------|
| 217 | Lonnie Ratiiff | 11 Oakland | OK | 5-10.0 | 1 | _____ | _____ |
| 104 | Matt Roderick | 12 Van Nuys | LA | 6-02.0 | 2 | _____ | _____ |
| 111 | Libby Tracy | 11 Jordan | LA | 6-02.0 | 3 | _____ | _____ |
| 365 | Jeremy McCaslin | 11 Red Bluff | NO | 6-02.0 | 4 | _____ | _____ |
| 484 | Scott Tucker | 12 South Fork | NC | 6-02.0 | 5 | _____ | _____ |
| 485 | Brenden Siegal | 12 De La Salle | NC | 6-02.0 | 6 | _____ | _____ |
| 30 | Tim Carsono | 12 Lynbrook | CC | 6-04.0 | 7 | _____ | _____ |
| 110 | Jai Cannon | 12 Taft | LA | 6-04.0 | 8 | _____ | _____ |
| 179 | Niko King | 12 Clovis West | CE | 6-04.0 | 9 | _____ | _____ |
| 233 | Corey Settles | 11 Lowell | SF | 6-04.0 | 10 | _____ | _____ |
| 408 | Yusef Cummings | 12 Hiram Johnson | SJ | 6-04.0 | 11 | _____ | _____ |
| 409 | Brian Hadgens | 11 Ponderosa | SJ | 6-04.0 | 12 | _____ | _____ |
| 410 | Mike Jamison | 11 Oakmont | SJ | 6-04.0 | 13 | _____ | _____ |
| 483 | Jan Fekete | 12 Las Lomas | NC | 6-04.0 | 14 | _____ | _____ |
| 567 | David Duffield | 12 Vista | SD | 6-04.0 | 15 | _____ | _____ |
| 566 | Jan Krebs | 11 University City | SD | 6-04.0 | 16 | _____ | _____ |
| 109 | Charles Mabry | 12 Gardena | LA | 6-05.0 | 17 | _____ | _____ |
| 482 | Gerald Walker | 10 Hayward | NC | 6-05.0 | 18 | _____ | _____ |
| 28 | Jimmie Pryor | 12 Aragon | CC | 6-06.0 | 19 | _____ | _____ |
| 29 | Tim Rucks | 11 Milpitas | CC | 6-06.00 | 20 | _____ | _____ |
| 565 | Jerrel Stokes | 12 Point Loma | SD | 6-06.0 | 21 | _____ | _____ |
| 177 | Ruben Hendrix | 12 South Bakersfield | CE | 6-08.0 | 22 | _____ | _____ |
| 178 | David Bass | 11 Chowchilla | CE | 6-08.0 | 23 | _____ | _____ |
| 294 | Bobby Robinson | 11 Cabrillo | SS | 6-08.0 | 24 | _____ | _____ |
| 295 | Avery Anderson | 12 North (Riverside) | SS | 6-08.0 | 25 | _____ | _____ |
| 296 | Damu Hervey | 12 Centennial | SS | 6-08.0 | 26 | _____ | _____ |
| 297 | Devon Spruill | 11 Wilson (Long Beach) | SS | 6-08.0 | 27 | _____ | _____ |
| 293 | Kevin Carlson | 11 Katella | SS | 6-09.75 | 28 | _____ | _____ |



Ruben Hendrix, of South Bakersfield High.
Photo courtesy of South Bakersfield High

GIRLS TRIPLE JUMP

Prelim: 6:30 p.m. - Fri. Final: 7:00 p.m. - Sat.

Records - National: 42-10.5 Wendy Brown, Woodside, CA 1984
State: 42-10.5 Wendy Brown Woodside, CA 1984

| # | Name | Gr. School | Sect. | Prev. Mark | Pos. | Place | Mark |
|-----|-------------------|---------------------|-------|------------|------|-------|-------|
| 288 | Michelle Anderson | 12 McAteer | SF | 34-03.5 | 1 | _____ | _____ |
| 307 | Tianna Hicks | 11 Fremont | OK | 34-03.75 | 2 | _____ | _____ |
| 134 | Bonnie Moreno | 10 Lincoln | LA | 35-00.5 | 3 | _____ | _____ |
| 133 | Dorothy Byran | 12 Locke | LA | 35-01.0 | 4 | _____ | _____ |
| 383 | Krista Joyner | 11 Chico | NO | 35-05.0 | 5 | _____ | _____ |
| 131 | Feltina Means | 12 Van Nuys | LA | 35-07.0 | 6 | _____ | _____ |
| 191 | Anna Lee | 12 Palo Alto | CC | 35-08.5 | 7 | _____ | _____ |
| 190 | Aprille Cochrane | 12 Blackford | C | 35-09.5 | 8 | _____ | _____ |
| 189 | Nicole Sweet | 10 Archbishop Mitty | CC | 35-10.0 | 9 | _____ | _____ |
| 132 | Montoya Johnson | 10 Dorsey | LA | 36-00.0 | 10 | _____ | _____ |
| 340 | Jessica Renton | 9 Downey | SJ | 36-06.75 | 11 | _____ | _____ |
| 420 | Darcy Horn | 11 Acalanes | NC | 36-07.25 | 12 | _____ | _____ |
| 413 | Stefanie Hanf | 11 Ygnacio Valley | NC | 36-08.75 | 13 | _____ | _____ |
| 497 | Katina Harrison | 11 Mt. Miguel | SD | 36-11.25 | 14 | _____ | _____ |
| 244 | Kayla Montgomery | 10 Clovis West | CE | 37-03.5 | 15 | _____ | _____ |
| 337 | Tashanda Lewis | 11 Mesa Verde | SJ | 37-03.75 | 16 | _____ | _____ |
| 422 | Lynette Parker | 12 James Logan | NC | 37-03.75 | 17 | _____ | _____ |
| 496 | Kim Andrews | 10 Torrey Pines | SD | 37-03.75 | 18 | _____ | _____ |
| 252 | Katie Haller | 12 Garces Memorial | CE | 37-04.5 | 19 | _____ | _____ |
| 46 | Tami Graham | 11 Mission Viejo | SS | 37-08.0 | 20 | _____ | _____ |
| 36 | Krystal Kirkland | 12 Hesperia | SS | 38-01.25 | 21 | _____ | _____ |
| 495 | Angela Sims | 12 Oceanside | SD | 38-03.75 | 22 | _____ | _____ |
| 45 | Akua Sutherland | 11 Muir | SS | 38-04.0 | 23 | _____ | _____ |
| 243 | Kam Warner | 10 West Bakersfield | CE | 38-04.5 | 24 | _____ | _____ |
| 44 | Lisa Fager | 12 Mission Viejo | SS | 38-05.75 | 25 | _____ | _____ |
| 339 | Tamura Hawthorne | 11 Cordova | SJ | 38-06.75 | 26 | _____ | _____ |
| 410 | Kathy Hannon | 12 Granada | NC | 38-11.0 | 27 | _____ | _____ |
| 39 | Julianna Yendork | 11 Walnut | SS | 41-01.25 | 28 | _____ | _____ |



Stefanie Hanf, of Ygnacio Valley High.
Photo courtesy California Track & Running News

BOYS TRIPLE JUMP

Prelim: 6:30 p.m. - Fri. Final: 7:00 p.m. - Sat.

Records - National: 52-10.5 Charles Mayfield, Pasadena, CA 1980
 State: 52-04.75 Ken Frazier (Mission, SF) 1981

| # | Name | Gr. School | Sect. | Prev. Mark | Pos. | Place | Mark |
|-----|---------------------|-------------------|-------|------------|------|-------|-------|
| 219 | Barkari Holmes | 11 Skyline | OK | 41-04.5 | 1 | _____ | _____ |
| 367 | Tim Perkins | 12 Biggs | NO | 43-08.0 | 2 | _____ | _____ |
| 237 | Craig Leung | 12 Washington | SF | 43-09.5 | 3 | _____ | _____ |
| 118 | Kennard Durr | 12 El Camino Real | LA | 44-02.25 | 4 | _____ | _____ |
| 117 | Daniel Johnson | 12 Banning | LA | 45-01.5 | 5 | _____ | _____ |
| 416 | Willie Campbell | 12 Edison | SJ | 45-02-75 | 6 | _____ | _____ |
| 116 | Irving Carter | 12 Taft | LA | 45-03.75 | 7 | _____ | _____ |
| 479 | Matt Olson | 12 James Logan | NC | 45-05.5 | 8 | _____ | _____ |
| 115 | Derek Scurry | 11 Washington | LA | 45-07.0 | 9 | _____ | _____ |
| 572 | Al Lundy | 12 Morse | SD | 45-08.75 | 10 | _____ | _____ |
| 415 | Diamond Green | 10 Fairfield | SJ | 45.09.0 | 11 | _____ | _____ |
| 571 | JT Smith | 12 Granite Hills | SD | 45.09.75 | 12 | _____ | _____ |
| 492 | Leonard Haywood | 10 St. Mary's | NC | 46-00.75 | 13 | _____ | _____ |
| 490 | Jason Terrell | 12 James Logan | NC | 46-01.75 | 14 | _____ | _____ |
| 414 | Jim McCann | 12 Tokay | SJ | 46-07.25 | 15 | _____ | _____ |
| 23 | Tim Baxter | 12 Bellarmine | CC | 46-09.5 | 16 | _____ | _____ |
| 570 | Matt Johnson | 12 Castle Park | SD | 4-11.25 | 17 | _____ | _____ |
| 491 | Mike Walker | 12 California | NC | 46-11.75 | 18 | _____ | _____ |
| 34 | Craig Price | 12 Salinas | CC | 47-04.25 | 19 | _____ | _____ |
| 306 | Gabe Higa | 12 Quartz Hill | SS | 47-06-5 | 20 | _____ | _____ |
| 305 | Billy Ivey | 12 Nogales | SS | 47-07.25 | 21 | _____ | _____ |
| 33 | Lee Adkins | 12 Westmoor | CC | 47-08.5 | 22 | _____ | _____ |
| 298 | Jason Duff | 12 Etiwanda | SS | 47-10.0 | 23 | _____ | _____ |
| 184 | Don Martin | 12 Tulare Western | CE | 47-11.0 | 24 | _____ | _____ |
| 304 | Clayton Tharington | 12 Esperanza | SS | 48-00.25 | 25 | _____ | _____ |
| 182 | Jon Baker | 12 Foothill | CE | 48-03.5 | 26 | _____ | _____ |
| 183 | Offord Rollins | 10 Wasco | CE | 48-07.5 | 27 | _____ | _____ |
| 303 | Pouphet Singbandith | 12 Magnolia | SS | 49-08.5 | 28 | _____ | _____ |



Pouphet Singbandith, of Magnolia High.
 Photo by Glenn Koenig, Los Angeles Times

GIRLS 100m RUN

Prelim: 6:46 p.m. - Fri. Final: 6:50 p.m. - Sat.

Records - National: 11.29 Barbara Bell, Fort Worth, TX 1981
 State: 11.38 Angela Burnham, Rio Mesa 1989

| # | Name | Gr. School | Sect. | Prev. Mark | Pos. | Place | Mark |
|-----|--------------------|--------------------|-------|------------|------|-------|---------|
| | | | | | | | 1 _____ |
| 373 | Keri Dixon | 10 Pleasant Valley | NO | 12.96 | 2 | _____ | _____ |
| 165 | Michelle Ferguson | 10 Independence | CC | 12.44 | 3 | _____ | _____ |
| 470 | Monica Henderson | 12 Morse | SD | 12.27 | 4 | _____ | _____ |
| 1 | Mario Jones | 9 Rio Mesa | SS | 11.64 | 5 | _____ | _____ |
| 391 | Lesa Parker | 10 Bishop O'Dowd | NC | 12.14 | 6 | _____ | _____ |
| 6 | Tanisha Johns | 10 Luther Burbank | SJ | 12.28 | 7 | _____ | _____ |
| 100 | Felicia Howard | 12 San Fernando | LA | 12.56 | 8 | _____ | _____ |
| | | | | | | | 9 _____ |
| | | | | | | | 1 _____ |
| 101 | Rene Walker | 10 Dorsey | LA | 12.76 | 2 | _____ | _____ |
| 14 | Lania Brice | 12 Tokay | SJ | 12.44 | 3 | _____ | _____ |
| 230 | Nitra Young | 11 Tulare | CE | 12.24 | 4 | _____ | _____ |
| 2 | Inger Miller | 12 Muir | SS | 11.65 | 5 | _____ | _____ |
| 417 | Angela Kimey | 12 University City | SD | 12.13 | 6 | _____ | _____ |
| 392 | Charlene Baldwin | 9 James Logan | NC | 12.38 | 7 | _____ | _____ |
| 166 | Lisa Bittner | 9 Leigh | CC | 12.62 | 8 | _____ | _____ |
| | | | | | | | 9 _____ |
| | | | | | | | 1 _____ |
| 167 | Cherice Ellison | 10 Mt. Pleasant | CC | 12.67 | 2 | _____ | _____ |
| 394 | Andrea Holmes | 11 Albany | NC | 12.44 | 3 | _____ | _____ |
| 98 | Dee Dee Small | 12 Dorsey | LA | 12.27 | 4 | _____ | _____ |
| 3 | Tamika Bradfield | 11 Dominguez | SS | 12.03 | 5 | _____ | _____ |
| 229 | Kesha Criswell | 11 Fresno | CE | 12.11 | 6 | _____ | _____ |
| 471 | Latasha McKinney | 11 Monte Vista | Sd | 12.33 | 7 | _____ | _____ |
| 280 | Ericka Allensworth | 12 Washington | SF | 12.60 | 8 | _____ | _____ |
| | | | | | | | 9 _____ |
| | | | | | | | 1 _____ |
| 299 | Nikki McClendon | 9 Castlemont | OK | 13.30 | 2 | _____ | _____ |
| 99 | Danielle Frost | 11 Locke | LA | 12.47 | 3 | _____ | _____ |
| 5 | Tamanika Terry | 11 Muir | SS | 12.16 | 4 | _____ | _____ |
| 231 | Tike Jackson | 10 Bakersfield | CE | 12.10 | 5 | _____ | _____ |
| 4 | Santisha Arnold | 10 Morningside | SS | 12.12 | 6 | _____ | _____ |
| 393 | Aisha Tanner | 11 Holy Names | NC | 12.43 | 7 | _____ | _____ |
| 320 | Kwani Stewart | 12 Yuba City | SJ | 12.53 | 8 | _____ | _____ |
| | | | | | | | 9 _____ |



Inger Miller, of Muir High, placed 2nd in the 100m dash at the 1989 CIF/Reebok State Championships.
 Photo by Elaine Shepard, Cal-Hi Sports

BOYS 100m RUN

Prelim: 6:58 p.m. - Fri. Final: 6:55 p.m. - Sat.

Records - National: 10.18 Roy Martin, Dallas, TX 1985
 State: 10.44 Henry Thomas, Hawthorne 1984

| # | Name | Gr. School | Sect. | Prev. Mark | Pos. | Place | Mark |
|-----|-------------------|--------------------|-------|------------|------|-------|-------|
| | | | | | 1 | _____ | _____ |
| 77 | Kevin Hicks | 12 Crenshaw | LA | 11.04 | 2 | _____ | _____ |
| 1 | Terrance Hill | 12 Oak Grove | CC | 10.97 | 3 | _____ | _____ |
| 541 | Teddy Lawrence | 11 Morse | SD | 10.70 | 4 | _____ | _____ |
| 150 | Keith Jones | 12 Edison | CE | 10.51 | 5 | _____ | _____ |
| 250 | Tim Martin | 11 San Clemente | SS | 10.70 | 6 | _____ | _____ |
| 227 | Estevan Goldsmith | 12 Lincoln | SF | 10.95 | 7 | _____ | _____ |
| 449 | Steve Millar | 11 Northgate | NC | 11.11 | 8 | _____ | _____ |
| | | | | | 9 | _____ | _____ |
| | | | | | 1 | _____ | _____ |
| 450 | Marlon Smiley | 11 Benicia | NC | 11.15 | 2 | _____ | _____ |
| 75 | Michael Jefferson | 12 Carson | LA | 10.99 | 3 | _____ | _____ |
| 251 | Eric Mitchell | 12 Los Alamitos | SS | 10.71 | 4 | _____ | _____ |
| 248 | Andre Green | 12 Long Beach Poly | SS | 10.57 | 5 | _____ | _____ |
| 540 | Darnay Scott | 11 Kearney | SD | 10.69 | 6 | _____ | _____ |
| 246 | Willie Clark | 12 Wheatland | NO | 10.90 | 7 | _____ | _____ |
| 384 | John Lewis | 12 Hiram Johnson | SJ | 11.06 | 8 | _____ | _____ |
| | | | | | 9 | _____ | _____ |
| | | | | | 1 | _____ | _____ |
| 3 | Gerald Rankin | 12 Riordan | CC | 11.17 | 2 | _____ | _____ |
| 76 | Sylvester Green | 11 Washington | LA | 11.00 | 3 | _____ | _____ |
| 252 | Kerry Lawyer | 12 Santa Barbara | SS | 10.76 | 4 | _____ | _____ |
| 539 | Riley Washington | 10 Southwest | SD | 10.53 | 5 | _____ | _____ |
| 152 | Larry Douglas | 12 Edison | CE | 10.67 | 6 | _____ | _____ |
| 448 | Jacobbi Williams | 11 Anitoch | NC | 10.87 | 7 | _____ | _____ |
| 383 | Derrick Riley | 11 Fairfield | SJ | 11.05 | 8 | _____ | _____ |
| | | | | | 9 | _____ | _____ |
| | | | | | 1 | _____ | _____ |
| 211 | Tremaine Wheaton | 12 Oakland | OK | 11.52 | 2 | _____ | _____ |
| 382 | John Rushing | 12 Merced | SJ | 11.00 | 3 | _____ | _____ |
| 74 | Donovan Burks | 12 Washington | LA | 10.80 | 4 | _____ | _____ |
| 300 | Napoleon Kaufman | 11 Lompoc | SS | 10.60 | 5 | _____ | _____ |
| 151 | Damon Butler | 11 Tulare | CE | 10.61 | 6 | _____ | _____ |
| 249 | James Robinson | 12 Kelseyville | NC | 10.87 | 7 | _____ | _____ |
| 2 | Omar Fields | 12 San Mateo | CC | 11.13 | 8 | _____ | _____ |
| | | | | | 9 | _____ | _____ |



Tim Martin, of San Clemente High.


Photo by Kim D. Johnson, Los Angeles Times

GIRLS 800m RUN

Prelim: 7:10 p.m. - Fri. Final: 7:00 p.m. - Sat.

Records - National: 2:04.5 Joetta Clark, Maplewood, NJ 1980
 State: 2:04.91 Trena Hull, Compton 1984

| # | Name | Gr. School | Sect. | Prev. Mark | Pos. | Place | Mark |
|-----|------------------|----------------------|-------|------------|------|-------|-------|
| | | | | | 1 | _____ | _____ |
| 301 | Amal Alemil | 10 Oakland | OK | 2:35.48 | 2 | _____ | _____ |
| 326 | Rachel Austin | 12 Del Campo | SJ | 2:16.13 | 3 | _____ | _____ |
| 15 | Nikki Shaw | 11 Fillmore | SS | 2:15.38 | 4 | _____ | _____ |
| 108 | Tania Acosta | 12 Crenshaw | LA | 2:13.50 | 5 | _____ | _____ |
| 399 | Trina Bindel | 11 Eureka | NC | 2:14.52 | 6 | _____ | _____ |
| 477 | Julie Schoene | 10 La Jolla | SD | 2:15.77 | 7 | _____ | _____ |
| 376 | Nicole Teter | 11 West Valley | NO | 2:19.12 | 8 | _____ | _____ |
| | | | | | 9 | _____ | _____ |
| | | | | | 1 | _____ | _____ |
| 237 | Lori Miller | 10 North Bakersfield | CE | 2:20.4 | 2 | _____ | _____ |
| 327 | Jennifer Hamel | 11 Merced | SJ | 2:16.15 | 3 | _____ | _____ |
| 173 | Beth Bartholomew | 12 Fremont | CC | 2:15.59 | 4 | _____ | _____ |
| 475 | Charity Stowell | 12 Mt. Carmel | SD | 2:13.49 | 5 | _____ | _____ |
| 400 | Janet Ekstrom | 10 Newark Memorial | NC | 2:15.22 | 6 | _____ | _____ |
| 17 | Jennifer Tobias | 12 Upland | SS | 2:16.18 | 7 | _____ | _____ |
| 109 | Trisha Phillips | 12 Locke | LA | 2:20.32 | 8 | _____ | _____ |
| | | | | | 9 | _____ | _____ |
| | | | | | 1 | _____ | _____ |
| 238 | Sarah Grogg | 10 Clovis West | CE | 2:21.0 | 2 | _____ | _____ |
| 174 | Celeste Buchanan | 9 Archbishop Mitty | CC | 2:15.95 | 3 | _____ | _____ |
| 401 | Kerri Woolheater | 10 Casa Grande | NC | 2:15.70 | 4 | _____ | _____ |
| 12 | Kim Toney | 12 Atascadero | SS | 2:08.11 | 5 | _____ | _____ |
| 13 | Sheria Moses | 11 Ramona | SS | 2:15.34 | 6 | _____ | _____ |
| 325 | Emily Chulton | 11 Golden Sierra | SJ | 2:15.78 | 7 | _____ | _____ |
| 107 | Deetra Dear | 9 Birmingham | LA | 2:17.92 | 8 | _____ | _____ |
| | | | | | 9 | _____ | _____ |
| | | | | | 1 | _____ | _____ |
| 283 | Ramona Pena | 12 Washington | SF | 2:16.7 | 2 | _____ | _____ |
| 175 | Aimee Cohan | 10 Salinas | CC | 2:16.25 | 3 | _____ | _____ |
| 402 | Adria Ibarra | 12 Bishop O'Dowd | NC | 2:15.72 | 4 | _____ | _____ |
| 106 | Latoya Polk | 12 Hamilton | LA | 2:13.72 | 5 | _____ | _____ |
| 476 | Susan Scott | 10 Mt. Carmel | SD | 2:13.92 | 6 | _____ | _____ |
| 16 | Marjoise Hsu | 10 San Marino | SS | 2:16.06 | 7 | _____ | _____ |
| 236 | Norma Cuellar | 12 Redwood | CE | 2:19.0 | 8 | _____ | _____ |
| | | | | | 9 | _____ | _____ |



Defending CIF/Reebok State Champion in the 800m run. Kim Toney, of Atascadero High.

Photo courtesy of San Luis Obispo County Telegram-Tribune

BOYS 800m RUN

Prelim: 7:30 p.m. - Fri. Final: 7:05 p.m. - Sat.

Records - National: 1:47.31 Pete Richardson, Berkeley 1981
State: 1:47.31 Pete Richardson, Berkeley 1981


| # | Name | Gr. School | Sect. | Prev. Mark | Pos. | Place | Mark |
|-----|------------------|--------------------|-------|------------|------|-------|-------|
| | | | | | 1 | _____ | _____ |
| 158 | Carlos Sanchez | 12 Madera | CE | 1:57.76 | 2 | _____ | _____ |
| 10 | Noah Avalds | 12 San Mateo | CC | 1:56.15 | 3 | _____ | _____ |
| 546 | Greg Robeson | 10 Mt. Carmel | SD | 1:54.49 | 4 | _____ | _____ |
| 8 | Craig Magness | 12 Santa Theresa | CC | 1:53.79 | 5 | _____ | _____ |
| 459 | Robert Price | 11 El Cerrito | NC | 1:54.44 | 6 | _____ | _____ |
| 84 | Lamonte Mitchell | 12 Crenshaw | LA | 1:55.46 | 7 | _____ | _____ |
| 229 | Youssef Choukri | 12 Washington | SF | 1:58.46 | 8 | _____ | _____ |
| | | | | | 9 | _____ | _____ |
| | | | | | 1 | _____ | _____ |
| 159 | Robert Hinojosa | 12 Clovis West | CE | 1:58.22 | 2 | _____ | _____ |
| 389 | James Johnson | 12 Jesuit | SJ | 1:56.29 | 3 | _____ | _____ |
| 547 | Jesus Luna | 12 Poway | SD | 1:54.80 | 4 | _____ | _____ |
| 260 | Coley Candaele | 12 Carpenteria | SS | 1:53.16 | 5 | _____ | _____ |
| 458 | Dutch Yerton | 11 Eureka | NC | 1:54.43 | 6 | _____ | _____ |
| 359 | Gary Martin | 12 Oroville | NO | 1:55.76 | 7 | _____ | _____ |
| 86 | Larry Whitehead | 12 Fremont | LA | 1:56.66 | 8 | _____ | _____ |
| | | | | | 9 | _____ | _____ |
| | | | | | 1 | _____ | _____ |
| 87 | Don Waisman | 11 North Hollywood | LA | 1:57.39 | 2 | _____ | _____ |
| 85 | Lamarr Simpson | 12 Washington | LA | 1:56.40 | 3 | _____ | _____ |
| 263 | Eben Robinson | 12 Santa Barbara | SS | 1:55.23 | 4 | _____ | _____ |
| 456 | Dan Held | 12 Santa Rosa | NC | 1:53.05 | 5 | _____ | _____ |
| 262 | Mike Terry | 11 El Modena | SS | 1:54.29 | 6 | _____ | _____ |
| 157 | Egan Titus | 12 Clovis | CE | 1:55.89 | 7 | _____ | _____ |
| 391 | Eric Alweiss | 11 Downey | SJ | 1:56.98 | 8 | _____ | _____ |
| | | | | | 9 | _____ | _____ |
| | | | | | 1 | _____ | _____ |
| 213 | Nick Collins | 10 Castlemont | OK | 2:03.54 | 2 | _____ | _____ |
| 390 | Jon Steuber | 12 Jesuit | SJ | 1:56.45 | 3 | _____ | _____ |
| 9 | Adam Kemist | 12 Aragon | CC | 1:55.22 | 4 | _____ | _____ |
| 261 | Jason Jenkins | 12 Eisenhower | SS | 1:54.10 | 5 | _____ | _____ |
| 457 | Tyler Robbins | 12 De La Salle | NC | 1:54.27 | 6 | _____ | _____ |
| 264 | Bruce Tyner | 12 Cerritos | SS | 1:55.41 | 7 | _____ | _____ |
| 548 | Isaac Sanchez | 9 Castle Park | SD | 1:56.49 | 8 | _____ | _____ |
| | | | | | 9 | _____ | _____ |

GIRLS 300m HURDLES

Prelim: 7:50 p.m. - Fri. Final: 7:15 p.m. - Sat.

Records - National: 40.18 Leslie Maxie, Millbrae, CA 1984
State: 40.26 Janeene Vickers, Pomona 1987

| # | Name | Gr. School | Sect. | Prev. Mark | Pos. | Place | Mark |
|-----|-------------------|----------------------|-------|------------|------|-------|-------|
| | | | | | 1 | _____ | _____ |
| 124 | Darlene Luhaling | 12 Washington | LA | 47.22 | 2 | _____ | _____ |
| 246 | Jennifer Sperling | 12 Clovis West | CE | 45.56 | 3 | _____ | _____ |
| 182 | Tonia Coleman | 12 Branham | CC | 44.15 | 4 | _____ | _____ |
| 29 | Twila Sims | 10 Lompoc | SS | 42.29 | 5 | _____ | _____ |
| 320 | Kwani Stewart | 12 Yuba City | SJ | 44.04 | 6 | _____ | _____ |
| 411 | Christy Boyd | 11 Foothill | NC | 45.40 | 7 | _____ | _____ |
| 380 | Alicia Mercer | 11 Pleasant Valley | NO | 46.03 | 8 | _____ | _____ |
| | | | | | 9 | _____ | _____ |
| | | | | | 1 | _____ | _____ |
| 304 | Jeanetta Mack | 11 Oakland | OK | 49.33 | 2 | _____ | _____ |
| 121 | Jackie Foreman | 12 Locke | LA | 45.76 | 3 | _____ | _____ |
| 334 | Staci Mikelson | 12 Placer | SJ | 44.24 | 4 | _____ | _____ |
| 27 | Felice Lipscomb | 12 Santa Monica | SS | 42.30 | 5 | _____ | _____ |
| 486 | Sharon Proffer | 12 Santana | SD | 43.94 | 6 | _____ | _____ |
| 414 | Lori Hakerson | 11 Clayton Avley | NC | 45.14 | 7 | _____ | _____ |
| 247 | Christy Cooley | 12 Roosevelt | CE | 46.95 | 8 | _____ | _____ |
| | | | | | 9 | _____ | _____ |
| | | | | | 1 | _____ | _____ |
| 248 | Danielle Harris | 10 South Bakersfield | CE | 47.36 | 2 | _____ | _____ |
| 416 | Marilyn Wait | 12 Northgate | NC | 46.71 | 3 | _____ | _____ |
| 33 | Nikki Jackson | 12 Esperanza | SS | 44.37 | 4 | _____ | _____ |
| 32 | Kaci Keffer | 12 Woodbridge | SS | 42.98 | 5 | _____ | _____ |
| 181 | Keri Sanchez | 11 Santa Teresa | CC | 43.44 | 6 | _____ | _____ |
| 484 | Kim Dill | 12 Poway | SD | 45.27 | 7 | _____ | _____ |
| 123 | Traci Anderson | 11 Polytechnic | LA | 47.09 | 8 | _____ | _____ |
| | | | | | 9 | _____ | _____ |
| | | | | | 1 | _____ | _____ |
| 286 | Alicia Dougherty | 12 Lowell | Sf | 47.2 | 2 | _____ | _____ |
| 415 | Julie Jenkins | 10 San Ramon | NC | 46.14 | 3 | _____ | _____ |
| 34 | Lianne Peterson | 12 Palm Springs | SS | 44.47 | 4 | _____ | _____ |
| 485 | Erin Blunt | 10 San Pasqual | SD | 43.10 | 5 | _____ | _____ |
| 332 | Tanya Smith | 12 Cordova | SJ | 43.46 | 6 | _____ | _____ |
| 184 | Hanneke Jamieson | 11 Fremont | CC | 44.72 | 7 | _____ | _____ |
| 131 | Feltina Means | 12 Van Nuyes | LA | 46.60 | 8 | _____ | _____ |



Carpinteria's Coley Candaele, is a top contender in both the 800m and the 1600m.

Photo by Elaine Shepard, Cal-Hi Sports



Twila Sims, Lompoc High
Photo by Scott Niquette, Lompoc Record

BOYS 300m HURDLES

GIRLS 200m RUN

Prelim: 8:06 p.m. - Fri. Final: 7:20 p.m. - Sat.

Prelim: 8:22 p.m. - Fri. Final: 7:25 p.m. - Sat.

Records - National: 35.32 George Porter, Lompoc, CA 1985
State: 35.50 George Porter, Lompoc, CA 1985

Records - National: 23.0 Wenda Vereen, Trenton, NJ 1983
State: 23.19 Sherri Howard, Granada Hills 1980

| # | Name | Gr. School | Sect. | Prev. Mark | Pos. | Place | Mark |
|-----|---------------------|-------------------|-------|------------|------|-------|-------|
| | | | | | 1 | _____ | _____ |
| 215 | Abu Wilson | 11 McClymond | OK | 40.13 | 2 | _____ | _____ |
| 101 | Kyle Beck | 12 Chatsworth | LA | 38.75 | 3 | _____ | _____ |
| 286 | David Fair | 12 El Toro | SS | 38.46 | 4 | _____ | _____ |
| 20 | Rocky Morris | 12 Andrew Hill | CC | 37.47 | 5 | _____ | _____ |
| 560 | Benny Lewis | 12 Mira Mesa | SD | 38.39 | 6 | _____ | _____ |
| 476 | Ken Jett | 12 St. Mary's | NC | 38.68 | 7 | _____ | _____ |
| 172 | Alonzo Arriola | 12 Golden West | CE | 40.05 | 8 | _____ | _____ |
| | | | | | 9 | _____ | _____ |
| | | | | | 1 | _____ | _____ |
| 104 | Matt Roderick | 12 Van Nuys | LA | 40.22 | 2 | _____ | _____ |
| 363 | Josh Fillion | 12 East Nicolaus | NO | 38.76 | 3 | _____ | _____ |
| 23 | Tim Baxter | 12 Bellarmine | CC | 38.46 | 4 | _____ | _____ |
| 284 | Charles Johnson | 12 Cajon | SS | 37.67 | 5 | _____ | _____ |
| 403 | Eric Wilburn | 12 Los Banos | SJ | 38.38 | 6 | _____ | _____ |
| 474 | Thomas Smith | 12 Pittsburg | NC | 38.72 | 7 | _____ | _____ |
| 171 | Dan Bingham | 12 McLane | CE | 39.43 | 8 | _____ | _____ |
| | | | | | 9 | _____ | _____ |
| | | | | | 1 | _____ | _____ |
| 173 | Raoul Medrano | 11 Madera | CE | 40.39 | 2 | _____ | _____ |
| 404 | Jason Jaques | 12 Woodland | SJ | 38.75 | 3 | _____ | _____ |
| 475 | Robert Scott | 11 James Logan | NC | 38.43 | 4 | _____ | _____ |
| 280 | Demond Smith | 10 Hawthorne | SS | 37.84 | 5 | _____ | _____ |
| 402 | Marc Higgins | 12 Fairfield | SJ | 38.37 | 6 | _____ | _____ |
| 561 | Keith Williams | 11 Escondido | SD | 38.71 | 7 | _____ | _____ |
| 99 | Terrance Campbell | 12 Banning | LA | 39.58 | 8 | _____ | _____ |
| | | | | | 9 | _____ | _____ |
| | | | | | 1 | _____ | _____ |
| 234 | Scott Spencer | 12 McAteer | SF | 41.4 | 2 | _____ | _____ |
| 477 | Todd Vanburen | 12 Ygnacio Valley | NC | 39.03 | 3 | _____ | _____ |
| 287 | Keadrick Washington | 12 Rowland | SS | 38.48 | 4 | _____ | _____ |
| 557 | Chris Jones | 12 Morse | SD | 37.89 | 5 | _____ | _____ |
| 285 | Jabari Reynolds | 12 Nogales | SS | 38.16 | 6 | _____ | _____ |
| 24 | Tim Shields | 12 Santa Cruz | CC | 38.74 | 7 | _____ | _____ |
| 103 | Triston Singleton | 12 Crenshaw | LA | 39.18 | 8 | _____ | _____ |
| | | | | | 9 | _____ | _____ |

| # | Name | Gr. School | Sect. | Prev. Mark | Pos. | Place | Mark |
|-----|-------------------|--------------------|-------|------------|------|-------|-------|
| | | | | | 1 | _____ | _____ |
| 321 | Tina Davis | 10 Atwater | SJ | 26.01 | 2 | _____ | _____ |
| 165 | Michelle Ferguson | 10 Independence | CC | 25.53 | 3 | _____ | _____ |
| 417 | Angela Kimmey | 12 University City | SD | 24.77 | 4 | _____ | _____ |
| *1 | Marion Jones | 9 Rio Mesa | SS | 23.70 | 5 | _____ | _____ |
| *98 | Dee Dee Small | 12 Dorsey | LA | 24.64 | 6 | _____ | _____ |
| 229 | Kesha Criswell | 11 Fresno | CE | 25.08 | 7 | _____ | _____ |
| 393 | Aisha Tanner | 11 Holy Names | NC | 25.94 | 8 | _____ | _____ |
| | | | | | 9 | _____ | _____ |
| | | | | | 1 | _____ | _____ |
| 374 | Susan Phillips | 10 Enterprise | NO | 26.27 | 2 | _____ | _____ |
| 168 | Angie Nurisso | 12 St. Francis | CC | 25.32 | 3 | _____ | _____ |
| 231 | Tike Jackson | 10 Bakersfield | CE | 24.78 | 4 | _____ | _____ |
| 2 | Inger Miller | 12 Muir | SS | 24.27 | 5 | _____ | _____ |
| 470 | Monica Henderson | 12 Morse | SD | 24.63 | 6 | _____ | _____ |
| 392 | Charlene Baldwin | 9 James Logan | NC | 25.24 | 7 | _____ | _____ |
| 102 | Noelle Ragland | 12 Carson | LA | 25.81 | 8 | _____ | _____ |
| | | | | | 9 | _____ | _____ |
| | | | | | 1 | _____ | _____ |
| 281 | Biona Bradshaw | 10 Galileo | SF | 26.92 | 2 | _____ | _____ |
| 99 | Danielle Frost | 11 Locke | LA | 25.29 | 3 | _____ | _____ |
| 6 | Tanisha Johns | 10 Luther Burbank | SJ | 24.79 | 4 | _____ | _____ |
| 472 | Alison Dring | 10 Mt. Carmel | SD | 24.38 | 5 | _____ | _____ |
| 7 | Latima Jones | 12 St. Anthony | SS | 24.61 | 6 | _____ | _____ |
| 391 | Lesa Parker | 10 Bishop O'Dowd | NC | 25.14 | 7 | _____ | _____ |
| 170 | Rachel Parish | 9 Wilcox | CC | 25.79 | 8 | _____ | _____ |
| | | | | | 9 | _____ | _____ |
| | | | | | 1 | _____ | _____ |
| 299 | Nikki McClendon | 9 Castlemont | OK | 27.35 | 2 | _____ | _____ |
| 232 | Rachael Harris | 12 Edison | CE | 25.70 | 3 | _____ | _____ |
| 14 | Lania Brice | 12 Tokay | SJ | 26.06 | 4 | _____ | _____ |
| 5 | Tamanika Terry | 11 Muir | SS | 24.48 | 5 | _____ | _____ |
| 4 | Santisha Arnold | 10 Morningside | SS | 24.60 | 6 | _____ | _____ |
| 100 | Felicia Howard | 12 San Fernando | LA | 25.28 | 7 | _____ | _____ |
| 394 | Andrea Holmes | 11 Albany | NC | 25.72 | 8 | _____ | _____ |
| | | | | | 9 | _____ | _____ |

BOYS 200m RUN

Prelim: 8:34 p.m. - Fri. Final: 7:30 p.m. - Sat.

Records - National: 20.0 Roy Martin, Dallas, TX 1985
State: 20.77 Henry Thomas, Hawthorne 1984


| # | Name | Gr. School | Sect. | Prev. Mark | Pos. | Place | Mark |
|-----|-------------------|-----------------------------------|-------|------------|------|-------|------|
| 1 | | | | | | | |
| 211 | Tremaine Wheaton | 12 Oakland | OK | 22.80 | 2 | | |
| 382 | John Rushing | 12 Merced | SJ | 22.10 | 3 | | |
| 78 | Jason Goss | 12 Washington | LA | 21.71 | 4 | | |
| 248 | Andre Green | 12 Long Beach Poly | SS | 21.26 | 5 | | |
| 542 | Scott Hammond | 10 Lincoln | SD | 21.65 | 6 | | |
| 451 | Dingane Newson | 12 Albany | NC | 21.99 | 7 | | |
| 2 | Omar Fields | 12 San Mateo | CC | 22.31 | 8 | | |
| 9 | | | | | | | |
| 1 | | | | | | | |
| 385 | Anthony Volson | 9 Merced | SJ | 22.35 | 2 | | |
| 227 | Estevan Goldsmith | 12 Lincoln | SF | 22.19 | 3 | | |
| 150 | Keith Jones | 12 Edison | CE | 21.72 | 4 | | |
| 251 | Eric Mitchell | 12 Los Alamitos | SS | 21.34 | 5 | | |
| 254 | John Thomas | 11 San Bernardino | SS | 21.61 | 6 | | |
| 76 | Sylvester Green | 11 Washington | LA | 21.97 | 7 | | |
| 4 | Mike Jones | 12 Santa Cruz | CC | 22.32 | 8 | | |
| 9 | | | | | | | |
| 1 | | | | | | | |
| 453 | Kofi Banks | 12 Heraldsburg | NC | 22.32 | 2 | | |
| 1 | Terrane Hill | 12 Oak Grove | CC | 22.20 | 3 | | |
| 300 | Napoleon Kaufman | 11 Lompoc | SS | 21.74 | 4 | | |
| 74 | Donovan Burks | 12 Washington | LA | 21.39 | 5 | | |
| 539 | Riley Washington | 10 Southwest | SD | 21.57 | 6 | | |
| 153 | Bryan Adams | 12 Bakersfield | CE | 21.92 | 7 | | |
| 246 | Willie Clark | 12 Wheatland | NO | 22.30 | 8 | | |
| 9 | | | | | | | |
| 1 | | | | | | | |
| 452 | Merrill Samuels | 12 California School for the Deaf | NC | 22.49 | 2 | | |
| 383 | Derrick Riley | 11 Fairfield | SJ | 22.27 | 3 | | |
| 151 | Damon Butler | 11 Tulare | CE | 21.78 | 4 | | |
| 253 | Ricky Carrigan | 11 Compton | SS | 21.46 | 5 | | |
| 540 | Darnay Scott | 11 Kearny | SD | 21.49 | 6 | | |
| 79 | Knyuann Woods | 11 Locke | LA | 21.91 | 7 | | |
| 449 | Steve Millar | 11 Northgate | NC | 22.40 | 8 | | |
| 9 | | | | | | | |

GIRLS 1600m RELAY

Prelim: 8:46 p.m. - Fri. Final: 8:05 p.m. - Sat.

Records - National: 3:37.69 Pasadena, CA 1985
State: 3:37.71 Kennedy, (Granada Hills) 1981

| # | Name | Gr. School | Sect. | Prev. Mark | Pos. | Place | Mark |
|-----|-----------------------|-----------------------|-------|------------|------|-------|------|
| 1 | | | | | | | |
| 260 | Redwood | Redwood | CE | 4:05.57 | 2 | | |
| 199 | Los Gatos | Los Gatos | CC | 3:59.74 | 3 | | |
| 143 | Dorsey | Dorsey | LA | 3:56.34 | 4 | | |
| 58 | Morningside | Morningside | SS | 3:44.79 | 5 | | |
| 63 | Esperanza | Esperanza | SS | 3:52.93 | 6 | | |
| 436 | El Cerrito | El Cerrito | NC | 3:59.16 | 7 | | |
| 348 | Merced | Merced | SJ | 4:05.37 | 8 | | |
| 9 | | | | | | | |
| 1 | | | | | | | |
| 349 | Turlock | Turlock | SJ | 4:05.60 | 2 | | |
| 505 | Lincoln Prep. | Lincoln Prep. | SD | 4:01.24 | 3 | | |
| 435 | Carondelet | Carondelet | NC | 3:55.33 | 4 | | |
| 140 | Locke | Locke | LA | 3:51.46 | 5 | | |
| 57 | Muir | Muir | SS | 3:53.65 | 6 | | |
| 257 | Bakersfield | Bakersfield | CE | 3:59.32 | 7 | | |
| 386 | West Valley | West Valley | NO | 4:04.19 | 8 | | |
| 9 | | | | | | | |
| 1 | | | | | | | |
| 310 | Oakland | Oakland | OK | 4:14.90 | 2 | | |
| 144 | Carson | Carson | LA | 4:01.31 | 3 | | |
| 504 | Mt. Carmel | Mt. Carmel | SD | 3:53.84 | 4 | | |
| 59 | Hawthorne | Hawthorne | SS | 3:46.61 | 5 | | |
| 434 | JF Kennedy (Richmond) | JF Kennedy (Richmond) | NC | 3:53.39 | 6 | | |
| 200 | Archbishop Mitty | Archbishop Mitty | CC | 3:59.35 | 7 | | |
| 258 | Edison | Edison | CE | 4:03.99 | 8 | | |
| 9 | | | | | | | |
| 1 | | | | | | | |
| 292 | Galileo | Galileo | SF | 4:36.0 | 2 | | |
| 201 | Santa Cruz | Santa Cruz | CC | 4:01.65 | 3 | | |
| 141 | Granada Hills | Granada Hills | LA | 3:56.48 | 4 | | |
| 62 | Long Beach Poly | Long Beach Poly | SS | 3:52.36 | 5 | | |
| 431 | Bishop O'Dowd | Bishop O'Dowd | NC | 3:53.84 | 6 | | |
| 507 | San Pasqual | San Pasqual | SD | 3:58.24 | 7 | | |
| 346 | Vallejo | Vallejo | SJ | 4:02.16 | 8 | | |
| 9 | | | | | | | |



Napoleon Kaufman, Lompoc High.
Photo by Scott Niquette, Lompoc Record



Hawthorne Coach Kye Courtney has seven CIF/Reebok State Championships to his credit (6 boys/1 girls).
Photo by Jay Stallman, Cal-Hi Sports

BOYS 1600m RELAY

Prelim: 9:10 p.m. - Fri. Final: 8:10 p.m. - Sat.

Records - National: 3:07.40 Hawthorne, CA 1985
State: 3:08.94 Berkeley 1981

| # | Name | Gr. School | Sect. | Prev. Mark | Pos. | Place | Mark |
|-----|-----------------|-----------------|-------|------------|------|-------|-------|
| | | | | | 1 | _____ | _____ |
| 190 | Madera | Madera | CE | 3:23.88 | 2 | _____ | _____ |
| 500 | Bishop O'Dowd | Bishop O'Dowd | NC | 3:21.15 | 3 | _____ | _____ |
| 125 | Locke | Locke | LA | 3:18.66 | 4 | _____ | _____ |
| 310 | Muir | Muir | SS | 3:15.52 | 5 | _____ | _____ |
| 419 | Fairfield | Fairfield | SJ | 3:18.38 | 6 | _____ | _____ |
| 578 | Poway | Poway | SD | 3:20.6 | 7 | _____ | _____ |
| 43 | Silver Creek | Silver Creek | CC | 3:23.81 | 8 | _____ | _____ |
| | | | | | 9 | _____ | _____ |
| | | | | | 1 | _____ | _____ |
| 375 | Corning | Corning | NO | 3:24.3 | 2 | _____ | _____ |
| 502 | San Lorenzo | San Lorenzo | NC | 3:22.95 | 3 | _____ | _____ |
| 316 | Eisenhower | Eisenhower | SS | 3:18.56 | 4 | _____ | _____ |
| 127 | Dorsey | Dorsey | LA | 3:16.23 | 5 | _____ | _____ |
| 422 | Valley | Valley | SJ | 3:18.17 | 6 | _____ | _____ |
| 577 | Mira Mesa | Mira Mesa | SD | 3:19.1 | 7 | _____ | _____ |
| 42 | Yerba Buena | Yerba Buena | CC | 3:23.71 | 8 | _____ | _____ |
| | | | | | 9 | _____ | _____ |
| | | | | | 1 | _____ | _____ |
| 221 | Oakland | Oakland | OK | 3:29.76 | 2 | _____ | _____ |
| 501 | Santa Rosa | Santa Rosa | NC | 3:22.91 | 3 | _____ | _____ |
| 575 | Morse | Morse | SD | 3:18.7 | 4 | _____ | _____ |
| 315 | Centennial | Centennial | SS | 3:17.28 | 5 | _____ | _____ |
| 313 | Long Beach Poly | Long Beach Poly | SS | 3:18.17 | 6 | _____ | _____ |
| 128 | Banning | Banning | LA | 3:19.70 | 7 | _____ | _____ |
| 189 | Lemoore | Lemoore | CE | 3:23.27 | 8 | _____ | _____ |
| | | | | | 9 | _____ | _____ |
| | | | | | 1 | _____ | _____ |
| 240 | McAteer | McAteer | SF | 3:36.5 | 2 | _____ | _____ |
| 188 | Bakersfield | Bakersfield | CE | 3:22.73 | 3 | _____ | _____ |
| 423 | Vallejo | Vallejo | SJ | 3:18.86 | 4 | _____ | _____ |
| 123 | Washington | Washington | LA | 3:16.74 | 5 | _____ | _____ |
| 312 | Dominguez | Dominguez | SS | 3:17.42 | 6 | _____ | _____ |
| 496 | James Logan | James Logan | NC | 3:18.88 | 7 | _____ | _____ |
| 41 | Santa Theresa | Santa Theresa | CC | 3:23.54 | 8 | _____ | _____ |
| | | | | | 9 | _____ | _____ |



Donovan Burks, of Washington High, Los Angeles.

Photo by Elaine Shepard, Cal-Hi Sports

GIRLS 3200m RUN

Final: 7:35 p.m. - Sat.

Records - National: 10:03.7 Erin Keogh, Langley, VA 1987
State: 10:08.14 Cory Schubert, San Jose 1983

| # | Name | Gr. School | Sect. | Prev. Mark | Pos. | Place | Mark |
|-----|--------------------|--------------------|-------|------------|------|-------|-------|
| | | | | | 1 | _____ | _____ |
| 407 | Neve Zwagerman | 11 Tamalpais | NC | 10:58.58 | 1 | _____ | _____ |
| 403 | Becky Spies | 11 Livermore | NC | 10:52.20 | 2 | _____ | _____ |
| 26 | Martha Pinto | 11 Katella | SS | 10:51.29 | 3 | _____ | _____ |
| 24 | Tanya Brix | 10 University | SS | 10:50.10 | 4 | _____ | _____ |
| 20 | Karen Hecox | 12 South Hills | SS | 10:41.99 | 5 | _____ | _____ |
| 23 | Deena Drossin | 11 Agoura | SS | 10:42.40 | 6 | _____ | _____ |
| 25 | Jeannie Rothman | 11 Westlake | SS | 10:50.48 | 7 | _____ | _____ |
| 178 | Kate Sweeney | 10 Leigh | CC | 10:51.9 | 8 | _____ | _____ |
| 179 | Alva Dancel | 12 Mills | CC | 10:57.4 | 9 | _____ | _____ |
| 408 | Elice Patterson | 11 Castro Valley | NC | 11:01.00 | 10 | _____ | _____ |
| 180 | Diana Harlick | 10 Mills | CC | 11:09.3 | 11 | _____ | _____ |
| 481 | Milena Glusac | 9 Fallbrook | SD | 11:10.79 | 12 | _____ | _____ |
| 330 | Sonja Vischer | 12 Elk Grove | SJ | 11:10.87 | 13 | _____ | _____ |
| 378 | Krissy Look | 10 Shasta | NO | 11:14.59 | 14 | _____ | _____ |
| | | | | | 15 | _____ | _____ |
| 482 | Patty Villarreal | 12 La Jolla | SD | 11:15.46 | 15 | _____ | _____ |
| 409 | Becky Kopchik | 12 Northgate | NC | 11:16.67 | 16 | _____ | _____ |
| 239 | Mary Matinez | 12 Foothill | CE | 11:19.37 | 17 | _____ | _____ |
| 329 | Cybelle McFadden | 9 St. Francis | SJ | 11:19.45 | 18 | _____ | _____ |
| 331 | Chris Lindstron | 12 Lincoln | SJ | 11:20.36 | 19 | _____ | _____ |
| 241 | Maurita DeLa Torre | 10 Roosevelt | CE | 11:21.43 | 20 | _____ | _____ |
| 483 | Alysh Armstrong | 9 San Dieguito | SD | 11:23.54 | 21 | _____ | _____ |
| 110 | Rosetta Hunter | 12 Locke | LA | 11:26.33 | 22 | _____ | _____ |
| 283 | Ramona Pena | 12 Washington | SF | 11:29.6 | 23 | _____ | _____ |
| 242 | Judy Petty | 9 Goldenwest | CE | 11:43.05 | 24 | _____ | _____ |
| 114 | Maria Roman | 12 Huntington Park | LA | 11:59.00 | 25 | _____ | _____ |
| 115 | Sandra Hernandez | 12 Wilson | LA | 12:00.36 | 26 | _____ | _____ |
| 116 | Lorenza Gabriel | 12 Lincoln | LA | 12:01.68 | 27 | _____ | _____ |
| 302 | Aziza Said | 11 Oakland | OK | 12:54.26 | 28 | _____ | _____ |



Karen Hecox, of South Hills High, is a former CIF/Reebok State Champion in the 3200m run.

Photo by Cindy Darby, San Gabriel Valley Tribune

BOYS 3200m RUN

Final: 7:50 p.m. - Sat.

Records - National: 8:41.5 Steve Prefontaine, Coos Bay, OR 1969
 State: 8:44.9 Eric Hulst, Laguna Beach 1976

| # | Name | Gr. School | Sect. | Prev. Mark | Pos. | Place | Mark |
|-----|--------------------|--------------------|-------|------------|------|-------|-------|
| 15 | Derek Waxman | 12 San Mateo | CC | 9:20.7 | 1 | _____ | _____ |
| 14 | John Hannon | 12 Woodside | CC | 9:15.4 | 2 | _____ | _____ |
| 273 | James Menon | 12 San Luis Obispo | SS | 9:02.00 | 3 | _____ | _____ |
| 271 | Elizar Herrera | 12 Hoover | SS | 9:00.29 | 4 | _____ | _____ |
| 269 | Bryan Dameworth | 12 Agoura | SS | 8:54.70 | 5 | _____ | _____ |
| 270 | Angel Martinez | 10 San Gabriel | SS | 8:56.48 | 6 | _____ | _____ |
| 272 | Abe Valdez | 12 Camarillo | SS | 9:01.77 | 7 | _____ | _____ |
| 464 | Jeremy Seven | 12 De La Salle | NC | 9:10.50 | 8 | _____ | _____ |
| 392 | Damon Chamberlain | 12 Casa Roble | SJ | 9:20.00 | 9 | _____ | _____ |
| 92 | Obed Aguirre | 12 San Fernando | LA | 9:23.41 | 10 | _____ | _____ |
| 465 | Todd Coulston | 12 De La Salle | NC | 9:24.65 | 11 | _____ | _____ |
| 466 | Jeff Aschbrenner | 12 California | NC | 9:25.27 | 12 | _____ | _____ |
| 552 | Tom Bache | 12 University | SD | 9:25.78 | 13 | _____ | _____ |
| 93 | Martin Morales | 12 Wilson | LA | 9:26.32 | 14 | _____ | _____ |
| 394 | Eric Taylor | 12 Grant | SJ | 9:27.05 | 15 | _____ | _____ |
| 395 | Brian Singleton | 11 Bret Harte | SJ | 9:27.59 | 16 | _____ | _____ |
| 460 | Kevin Berkowitz | 12 Hayward | NC | 9:28.60 | 17 | _____ | _____ |
| 553 | Lozano Javier | 11 Helix | SD | 9:29.60 | 18 | _____ | _____ |
| 16 | Dan Zoldak | 12 Bellarmine | CC | 9:30.9 | 19 | _____ | _____ |
| 88 | Brian Gastelum | 12 Birmingham | LA | 9:36.65 | 20 | _____ | _____ |
| 162 | Robert Cardenas | 11 Sanger | CE | 9:37.91 | 21 | _____ | _____ |
| 549 | Hector Hernandez | 11 Mar Vista | SD | 9:38.41 | 22 | _____ | _____ |
| 163 | Jose Trujillo | 10 Golden West | CE | 9:38.93 | 23 | _____ | _____ |
| 164 | Pascual Morales | 11 Washington | CE | 9:39.08 | 24 | _____ | _____ |
| 94 | Ryan Winn | 12 Narbonne | LA | 9:39.72 | 25 | _____ | _____ |
| 361 | Christopher Dawson | 11 Shasta | NO | 9:45.98 | 26 | _____ | _____ |
| 231 | Gabriel Donohoe | 12 Lowell | SF | 10:13.6 | 27 | _____ | _____ |
| 214 | David Sandles | 11 Castlemont | OK | 10:25.20 | 28 | _____ | _____ |





Hawthorne's Henry Thomas holds the state record in the 200 meters (20.77).

Photo courtesy of the Daily Breeze



Agoura High's Bryan Dameworth finished 2nd in the 3200m run at the 1989 CIF/Reebok State Track Championships.

Photo by Wayne Seeber, Highlander Publications



BRUINS • TROJANS • KINGS • LAKERS


Prime Ticket is your sports network with EXCLUSIVE programming FREE on cable television. Many events are telecast LIVE, providing new, fresh programming every week throughout the year. With more than 600 events shown each year, Prime Ticket offers a wide VARIETY of sports entertainment for you to choose from. There is something for everyone on Prime Ticket, including collegiate sports featuring UCLA, USC and the PAC-10 conference, high school championships, Wayne Gretzky and the LA Kings, Magic Johnson and the LA Lakers, boxing, tennis, volleyball, surfing and a host of sports series including *"It's Your Call,"* a live phone-in talk show.

**PRIME
TICKET**

TUNE IN TONIGHT

1990 HONOR COACHES


Annually each CIF section selects an individual who has contributed notably to the sport of track and field.



Jerry McKinzie
Corcoran High School
Central Section




Ellen Jackson
Yosemite High School
Central Section



Will Matthews
Mt. Eden High School
North Coast Section




Willis Ball
Antioch High School
North Coast Section



Marc Christensen
McAteer High School
San Francisco Section




Gloria Siech
Lincoln High School
San Francisco Section




Greg De Nike
Arroyo Grande High School
Southern Section



Kathryn Devaney
Atascadero High School
Southern Section




Richard Seward
Rio Linda High School
Sac Joaquin Section



Walt Lange
Jesuit High School
Sac Joaquin Section



Jim Eckman
Yveka High School
Northern Section



Scott Fairley
Chico High School
Northern Section



Jane Seybert
Carlsbad High School
San Diego Section

CIF/REEBOK STATE TRACK AND FIELD CHAMPIONSHIP RECORDS

Boys

| | | | |
|---------------------------------------|---|------|--|
| 100 METERS | | | |
| 10.41 | Barry Smith, (Mission) San Francisco | 1989 | |
| 200 METERS | | | |
| 20.77 | Henry Thomas, Hawthorne | 1984 | |
| 400 METERS | | | |
| 45.7 | Chip Rish, (Marina) Huntington Beach | 1985 | |
| 800 METERS | | | |
| 1:47.31 | Pete Richardson, Berkeley | 1981 | |
| 1600 METERS | | | |
| 4:05.4 | Mark Schilling, Garden Grove | 1972 | |
| 3200 METERS | | | |
| 8:44.9 | Eric Hulst, Laguna Beach | 1975 | |
| 110 METER HIGH HURDLES | | | |
| 13.41 | Steve Kerho, Mission Viejo | 1982 | |
| 300 METER INTERMEDIATE HURDLES | | | |
| 35.50 | George Porter, (Cabrillo) Lompoc | 1985 | |
| 400 METER RELAY | | | |
| 40.78 | John Muir, Pasadena | 1987 | |
| 1600 METER RELAY | | | |
| 3:08.94 | Berkeley | 1981 | |
| HIGH JUMP | | | |
| 7'3 1/4" | Lee Balkin, Glendale | 1979 | |
| LONG JUMP | | | |
| 26'4 3/4" | James Stallworth, Tulare | 1989 | |
| POLE VAULT | | | |
| 17'1/2" | Anthony Curran, (Crespi) Encino | 1978 | |
| TRIPLE JUMP | | | |
| 52'4 3/4" | Ken Frazier (Mission) San Francisco | 1981 | |
| SHOT PUT | | | |
| 68'4" | Brian Blutreich, (Capistrano Valley) Mission Viejo | 1985 | |
| DISCUS THROW | | | |
| 203'4" | Brian Blutreich, (Cap. Valley) Mission Viejo | 1985 | |

Girls

| | | | |
|------------------------------|--|------|--|
| 100 METERS | | | |
| 11.42 | Sharon Ware, Berkeley | 1980 | |
| 200 METERS | | | |
| 23.19 | Sherri Howard, (Kennedy) Granada Hills | 1980 | |
| 400 METERS | | | |
| 52.39 | Denean Howard, (Kennedy) Granada Hills | 1982 | |
| 800 METERS | | | |
| 2:04.91 | Trena Hull, Compton | 1984 | |
| 1600 METERS | | | |
| 4:39.92 | Polly Plumer, (University) Irvine | 1982 | |
| 3200 METERS | | | |
| 10:08.14 | Cory Schubert, (Del Mar) San Jose | 1983 | |
| 100 METER LOW HURDLES | | | |
| 13:34 | Janeene Vickers, Pomona | 1987 | |
| 300 METER LOW HURDLES | | | |
| 40.26 | Janeene Vickers, Pomona | 1987 | |
| 400 METER RELAY | | | |
| 45.13 | Berkeley | 1981 | |
| 1600 METER RELAY | | | |
| 3:37.71 | Kennedy, Granada Hills | 1981 | |
| HIGH JUMP | | | |
| 6'2" | Latrese Johnson, Clovis | 1985 | |
| LONG JUMP | | | |
| 20'9 3/4" | Wendy Brown, Woodside | 1984 | |
| TRIPLE JUMP | | | |
| 42'10 1/2" | Wendy Brown, Woodside | 1984 | |
| SHOT PUT | | | |
| 52'7 1/2" | Natalie Kaaiawahia, Fullerton | 1983 | |
| DISCUS THROW | | | |
| 172'11" | Leslie Deniz, Gridley | 1980 | |

U.S. NATIONAL HIGH SCHOOL RECORDS

Boys

| | | | |
|---------------------------------------|--|------|--|
| 100 METERS | | | |
| 10.18 | Roy Martin, Dallas, TX, Roosevelt | 1985 | |
| 10.1 | Derrick Florence, Galveston, TX, Ball | | |
| 200 METERS | | | |
| 20.0 | Roy Martin, Dallas, TX, Roosevelt | 1985 | |
| 400 METERS | | | |
| 45.5 | Anthony Ketchum, Needleville, TX | 1981 | |
| 45.5 | Roddie Haley, Texarkana, TX | 1984 | |
| 800 METERS | | | |
| 1:47.31 | Pete Richardson, Berkeley, CA | 1981 | |
| 1600 METERS | | | |
| 3:58.30 | Jim Ryun, Wichita, KS, East | 1965 | |
| 3200 METERS | | | |
| 8:41.50 | Steve Prefontaine, Coos Bay, OR, Marshfield | 1969 | |
| 110 METER HIGH HURDLES | | | |
| 12.9 | Renaldo Nehemiah, Fanwood, NJ, Scotch Plains | 1977 | |
| 300 METER INTERMEDIATE HURDLES | | | |
| 35.32 | George Porter, Lompoc, CA, Cabrillo | 1985 | |
| 400 METER RELAY | | | |
| 40.0 | Austin, TX, Reagan | 1988 | |
| 1600 METER RELAY | | | |
| 3:07.40 | Hawthorne, CA | 1985 | |
| HIGH JUMP | | | |
| 7'5 1/4" | Dothel Edwards, Athens, GA, Cedar Shoals | 1984 | |
| LONG JUMP | | | |
| 26'4 3/4" | James Stallworth, Tulare | 1989 | |
| POLE VAULT | | | |
| 17'9 1/2" | Joe Dial, Narlow, OK | 1981 | |
| TRIPLE JUMP | | | |
| 52'10 1/2" | Charles Mayfield, Pasadena, CA, John Muir | 1980 | |
| SHOT PUT | | | |
| 77'0" | Michael Carter, Dallas, TX, Jefferson | 1979 | |
| DISCUS THROW | | | |
| 224'3" | Kamy Keshmiri, Reno, NV | 1987 | |

Girls

| | | | |
|------------------------------|---|------|--|
| 100 METERS | | | |
| 11.29 | Barbara Bell, Fort Worth, TX, Trimble Tech | 1981 | |
| 200 METERS | | | |
| 23.0 | Wendy Vereen, Trenton, NJ | 1983 | |
| 23.19 | Sherri Howard, Granada Hill, CA, Kennedy | 1980 | |
| 400 METERS | | | |
| 52.39 | Denean Howard, Granda Hills, CA, Kennedy | 1982 | |
| 800 METERS | | | |
| 2:04.5 | Joletta Clark, Maplewood, NJ, Columbia | 1980 | |
| 1600 METERS | | | |
| 4:39.4 | Laura Matson, Andover, Bloomfield Hills, MI | 1985 | |
| 3200 METERS | | | |
| 10:03.07 | Erin Keogh, Langley, VA, McLean | 1987 | |
| 100 METER LOW HURDLES | | | |
| 13.33 | Dawn Bowles, Neptune, NJ | 1988 | |
| 300 METER LOW HURDLES | | | |
| 40.18 | Leslie Maxie, Millbrae, CA, Mills | 1984 | |
| 400 METER RELAY | | | |
| 45.11 | Hawthorne, CA | 1985 | |
| 1600 METER RELAY | | | |
| 3:37.69 | Pasadena, CA John Muir | 1985 | |
| HIGH JUMP | | | |
| 6'2 3/4" | Latrese Johnson, Clovis, CA | 1985 | |
| LONG JUMP | | | |
| 22' 1 3/4" | Kathy McMillian, Raeford, NC, Hoke County | 1976 | |
| TRIPLE JUMP | | | |
| 42'10 1/2" | Wendy Brown, Woodside, CA | 1984 | |
| SHOT PUT | | | |
| 53'7 3/4" | Natalie Kaaiawahia, Fullerton, CA | 1983 | |
| DISCUS THROW | | | |
| 176'4" | Cindy Johnson, Chandler, AZ | 1982 | |

PAST CIF/REEBOK STATE TRACK AND FIELD TEAM CHAMPIONS

BOYS

| School | Points | Coach | Location | Dates |
|--------------------------------|--------|---------------------|---------------------------------|---------------|
| Manual Arts, Los Angeles | 25 | Otto Fritsch | Fresno High | 4/3/1915 |
| Manual Arts, Los Angeles | 37 1/2 | Otto Fritsch | YMCA Field, Los Angeles | 4/8/1916 |
| Coalinga | 25 | Charles Geer | Berkeley | 4/28/1917 |
| Pasadena | 25 | George Main | Sacramento Fair | 4/27/1918 |
| Manual Arts, Los Angeles | 21 | Sid Foster | San Bernardino High | 4/26/1919 |
| Los Angeles | 18 | Glenn Whittle | Bakersfield Fair | 4/24/1920 |
| Lincoln, Los Angeles | 17 | Tommy Davis | Berkeley | 4/30/1921 |
| Huntington Beach | 16 | Ray Walker | Stockton Fair | 5/6/1922 |
| Hollywood | 17 1/2 | William Paige | Occidental College, Los Angeles | 5/12/1923 |
| Manual Arts, Los Angeles | 26 | Sid Foster | Taft High | 5/10/1924 |
| Manual Arts, Los Angeles | 16 | Sid Foster | Stanford Stadium | 5/9/1925 |
| Polytechnic, Los Angeles | 17 | Edward Leahy | Los Angeles Coliseum | 5/8/1926 |
| Glendale | 35 | Norman Hayhurst | Modesto High | 5/7/1927 |
| Polytechnic, Long Beach | 21 | Norman Baker | Selma High | 5/5/1928 |
| San Diego | 22 3/4 | Glenn Broderick | Los Angeles Coliseum | 5/11/1929 |
| Sacramento (tie) | 11 | Lawrence Janssen | Berkeley | 5/10/1930 |
| San Diego (tie) | 11 | Glenn Broderick | | |
| Santa Ana (tie) | 11 | G.A. "Tex" Oliver | | |
| Polytechnic, Los Angeles | 19 1/2 | Edward Leahy | Visalia | 5/23/1931 |
| Polytechnic, Long Beach | 22 1/2 | Norman Baker | Modesto Junior College | 5/2/1932 |
| Central, El Centro | 18 | J.H. Armstrong | Los Angeles Coliseum | 5/20/1933 |
| Muir, Pasadena | 15 1/2 | Albion Walton | Edwards Stadium, Berkeley | 5/26/1934 |
| Fullerton | 14 | Harold Lang | Ratcliffe Stadium, Fresno | 5/25/1935 |
| Muir, Pasadena | 18 | Albion Walton | Gridley High | 5/23/1936 |
| Jefferson, Los Angeles | 23 1/2 | Harold Edelson | Wilson High, Long Beach | 5/22/1938 |
| Bakersfield | 16 | "Cap" Haralson | Los Angeles Coliseum | 5/27/1939 |
| Bakersfield | 18 1/2 | "Cap" Haralson | Visalia High | 5/25/1940 |
| Edison, Fresno | 22 | Harold Bicknell | Spartan Stadium, San Jose | 5/24/1941 |
| Redondo | 21 | Harold Grant | Compton College | 5/25/1946* |
| Washington, Los Angeles | 24 | Gail Wyatt | Visalia High | 5/31/1947 |
| Jordan, Los Angeles | 22 | Bill Zazueta | Edwards Stadium, Berkeley | 5/29/1948 |
| Jefferson, Los Angeles | 28 1/2 | Estel Johnson | Los Angeles Coliseum | 5/28/1949 |
| Jefferson, Los Angeles | 40 | Estel Johnson | Hughes Stadium, Sacramento | 5/27/1950 |
| Jefferson, Los Angeles | 16 1/2 | Estel Johnson | Edwards Stadium, Berkeley | 5/26/1951 |
| Jefferson, Los Angeles | 30 1/2 | Estel Johnson | Los Angeles Coliseum | 5/24/1952 |
| Manual Arts, Los Angeles | 16 3/5 | Charles Toney | Ratcliffe Stadium, Fresno | 5/29/1953 |
| Alameda | 19 | Lewis Jolley | Edwards Stadium, Berkeley | 5/29/1954 |
| Centennial, Compton | 29 | Bill Gill | Los Angeles Coliseum | 5/28/1955 |
| Jefferson, Los Angeles | 24 2/3 | Estel Johnson | Chico State College | 6/2/1956 |
| Berkeley | 23 | Rich Hacker | Edwards Stadium, Berkeley | 6/1/1957 |
| Compton (tie) | 11 | Ernest Hartman | Veterans Stadium, Long Beach | 5/31/1958 |
| Manual Arts, Los Angeles (tie) | 11 | Charles Toney | | |
| Polytechnic, Long Beach | 14 | Leon Forman | Memorial Stadium, Bakersfield | 5/29/1959 |
| Jordan, Los Angeles | 15 | Jesse Flores | Stanford Stadium | 6/4/1960 |
| Centennial, Compton | 11 | Bill Gill | East Los Angeles College | 6/3/1961 |
| Jefferson, Los Angeles | 14 | John Childress | Modesto Junior College | 6/2/1962 |
| Edison, Fresno | 15 | Frank Fletcher | Edwards Stadium, Berkeley | 5/31-6/1/1963 |
| Jefferson, Los Angeles (tie) | 13 | Andy Bakjian | Los Angeles Coliseum | 6/5-6/1964 |
| Polytechnic, Long Beach (tie) | 13 | Leon Forman | | |
| Polytechnic, Long Beach | 19 | Leon Forman | Memorial Stadium, Bakersfield | 6/4-5/1965 |
| Dorsey, Los Angeles | 22 | Rod Richard | Edwards Stadium, Berkeley | 6/3-4/1966 |
| Muir, Pasadena | 26 | Walter Opp | Balboa Stadium, San Diego | 6/2-3/1967 |
| Centennial, Compton | 26 | Bill Gill | Edwards Stadium, Berkeley | 5/31-6/1/1968 |
| Los Angeles | 22 | E. Bravo | UCLA | 6/6-7/1969 |
| Los Altos | 29 | Leo Long | Edwards Stadium, Berkeley | 6/5-6/1970 |
| Lompoc | 13 | Frank Hiatt | UCLA | 6/4-5/1971 |
| Sacramento | 18** | Scotty Bingham | Oroville High | 6/1-2/1972 |
| Wilson, San Francisco | 20 | Adam Banks | Woodland High | 6/1-2/1973 |
| Muir, Pasadena | 23** | Walter Opp | Memorial Stadium, Bakersfield | 5/31-6/1/1974 |
| Harry Elis, Richmond | 22 | Silvester Greenwood | San Diego | 6/6-7/1975 |
| Hamilton, Los Angeles | 12 | Gene Broadwater | U.C. Berkeley | 6/4-5/1976 |
| Pasadena | 26 | Bob Pruitt | UCLA | 6/3-4/1977 |
| El Camino, Oceanside | 16 | Nil Kovacevich | Memorial Stadium, Bakersfield | 6/2-3/1978 |
| Pasadena | 16 | Art Large | Hughes Stadium, Sacramento | 6/1-2/1979 |
| Berkeley | 41 | Willie White | Edwards Stadium, Berkeley | 6/6-7/1980 |
| Berkeley | 58 | Willie White | Cerritos College, Norwalk | 6/5-6/1981 |
| Crenshaw, Los Angeles (Tie) | 20 | Bob Volles | Hughes Stadium, Sacramento | 6/4-5/1982 |
| Mission Viejo (Tie) | 20 | Gene Gurley | | |

PAST CIF/REEBOK STATE TRACK AND FIELD TEAM CHAMPIONS

BOYS (cont.)

| School | Points | Coach | Location | Dates |
|----------------------|--------|--------------|-------------------------------|------------|
| Hawthorne | 40** | Kye Courtney | Memorial Stadium, Bakersfield | 6/4/1983 |
| Hawthorne | 52 | Kye Courtney | Los Angeles Coliseum | 6/2/1984 |
| Hawthorne | 29 | Kye Courtney | Sacramento | 5/31/1985 |
| Taft, Woodland Hills | 26 | Tom Stevens | Cerritos College, Norwalk | 6/6/1986 |
| Hawthorne | 34 | Kye Courtney | Sacramento | 6/5/1987 |
| Hawthorne | 34 | Kye Courtney | Cerritos College, Norwalk | 6/3/1988 |
| Hawthorne | 40 | Kye Courtney | Cerritos College, Norwalk | 6/2-3/1989 |

* No meets held during the World War II period (1941-45)

** Reported figures for finals. Scoring system was 5-3-2-1 from 1915 to 1928; 5-3-2-1 1/2 from 1929 to 1965; 6-4-3-2-1 from 1966 to 1979; and 10-8-6-5-4-3 since 1980

GIRLS

| School | Points | Coach | Location | Dates |
|-------------------------|--------|------------------------------|-------------------------------|---------------|
| Berkeley | 13 | Willie White | Memorial Stadium, Bakersfield | 5/31-6/1/1974 |
| Washington, Los Angeles | 22 | Arnice Reddick | San Diego | 6/6-7/1975 |
| Berkeley | 20 | Willie White | U.C. Berkeley | 6/4-5/1976 |
| Locke, Los Angeles | 14 | Addie Cornelius | UCLA | 6/3-4/1977 |
| Hill, San Jose | 16 | John Johnigan | Memorial Stadium, Bakersfield | 6/2-3/1978 |
| Westchester | 24 | Pat Nordell | Hughes Stadium, Sacramento | 6/1-2/1979 |
| Kennedy, Granada Hills | 48 | Dixie Griffen | Edwards Stadium, Berkeley | 6/6-7/1980 |
| Berkeley | 64 | Willie White | Cerritos College, Norwalk | 6/5-6/1981 |
| Berkeley | 48 | Willie White | Hughes Stadium, Sacramento | 6/4-5/1982 |
| Berkeley | 29 | Willie White | Memorial Stadium, Bakersfield | 6/4/1983 |
| Woodside | 38 | Susie Wilson | Los Angeles Coliseum | 6/2/1984 |
| Muir, Pasadena | 55 | Jim Brownfield | Sacramento | 5/31/1985 |
| Hawthorne | 40 | Kye Courtney | Cerritos College, Norwalk | 6/6/1986 |
| Pomona | 30 | Isaiah Sanders | Sacramento | 6/5/1987 |
| Bakersfield (tie) | 28 | Scott Semar | Cerritos College, Norwalk | 6/3/1988 |
| Rio Mesa (tie) | 28 | Brian Fitzgerald/Rick Torres | | |
| Muir, Pasadena | 36 | Jim Brownfield | Cerritos College, Norwalk | 6/2-3/1989 |

Scoring system used were 5-3-1 in 1974; 5-4-3-2-1 from 1976 to 1979; and 10-8-6-4-2-1 since 1980.

CIF/REEBOK STATE TRACK AND FIELD TEAM RECORDS

BOYS

Most State Championships

- 8 - Jefferson, Los Angeles (1938, 49-52, 56, 62, 64)
- 7 - Manual Arts, Los Angeles (1915, 16, 19, 24, 25, 53, 58)
- 6 - Hawthorne (1983-85, 1987-89)
- 5 - Polytechnic, Long Beach (1928, 32, 59, 64-65)
- 4 - Muir, Pasadena (1934, 36, 67, 74)

Most Consecutive State Championships

- 4 - Jefferson, Los Angeles (1949-52)
- 3 - Hawthorne (twice; 1983-85, 1987-89)

GIRLS

Most State Championships

- 5 - Berkeley (1974, 76, 1981-83)
- 2 - Muir, Pasadena (1985, 1989)

Most Consecutive State Championships

- 3 - Berkeley (1981-83)

Note: Boys CIF/Reebok State Track and Field Championships began in 1915 and have been held annually since - excluding the World War II years (1941-45); The CIF/Reebok Girls State Track and Field Championships were initiated in 1974 and have been held annually since.

CIF/REEBOK STATE TRACK AND FIELD INDIVIDUAL EVENT CHAMPIONS (Boys)

100-Meter Dash

| | |
|--|-------|
| 1957 - Preston Griffin (Centennial, Compton) | 9.6 |
| 1958 - Hubie Watson (Jordan, L.A.) | 9.6 |
| 1959 - Bill Cowings (Fowler) | 9.7 |
| 1960 - Bill Cowings (Fowler) | 9.7 |
| 1961 - Forrest Beaty (Hoover, Glendale) | 9.5 |
| 1962 - Forrest Beaty (Hoover) | 9.5 |
| 1963 - Alvin Mann (Edison, Fresno) | 9.6 |
| 1964 - Jim Hines (McClymonds, Oak.) | 9.7 |
| 1965 - Harold Busby (Muir, Pasadena) | 9.5 |
| 1966 - Phil Underwood (Dorsey, L.A.) | 9.6 |
| 1967 - Mel Gray (Montgomery, Santa Rosa) | 9.4 |
| 1968 - Bob Ballard (Bellflower) | 9.6 |
| 1969 - Willie Robinson (Central, El Centro) | 9.6 |
| 1970 - Alle Carter (Bonita, La Verne) | 9.8 |
| 1971 - George Reddick (Hamilton, L.A.) | 9.6 |
| 1972 - Carl McCullough (Sacramento) | 9.5 |
| 1973 - Elijah Jefferson (Crawford, S.D.) | 9.6w |
| 1974 - Elijah Jefferson (Crawford, S.D.) | 9.8 |
| 1975 - Kevin Williams (San Fernando) | 9.4 |
| 1976 - Billy Mullins (Hamilton, L.A.) | 10.4 |
| 1977 - David Russell (Henry, S.D.) | 9.61 |
| 1978 - Michael Sanford (Pasadena) | 9.85 |
| 1979 - Bill Green (Cubberley, Palo Alto) | 9.59 |
| 1980 - Howard Hawkins (Warren, Downey) | 10.55 |
| 1981 - Ken Robinson (Berkeley) | 10.60 |
| 1982 - Lew Dunn (North, Riverside) | 10.53 |
| 1983 - Steve Jones (Burbank, Sacramento) | 10.64 |
| 1984 - Henry Thomas (Hawthorne) | 10.44 |
| 1985 - Ron McCree (Madera) | 10.49 |
| 1986 - Ron McCree (Madera) | 10.57 |
| 1987 - Quincy Watts (Taft) | 10.49 |
| 1988 - Darren Stringer (Vacaville) | 10.78 |
| 1989 - Curtis Conway (Hawthorne) | 10.42 |

200-Meter Dash

| | |
|---|--------|
| 1957 - Preston Griffin (Centennial, Compton) | 21.3 |
| 1958 - Mel Clipper (Muir, Pasadena) | 20.7 |
| 1959 - Hubie Watson (Jordan, L.A.) | 21.6 |
| 1960 - Bill Cowings (Fowler) | 21.0 |
| 1961 - Forest Beaty (Hoover, Glendale) | 21.5 |
| 1962 - Richard Stebbins (Fremont, L.A.) | 20.9 |
| 1963 - John House (Muir, Pasadena) | 21.3 |
| 1964 - Jim Hines (McClymonds, Oak.) | 21.5** |
| 1965 - Harold Busby (Muir, Pasadena) | 21.0 |
| 1966 - Phil Underwood (Dorsey, L.A.) | 21.2 |
| 1967 - Mel Gray (Montgomery, Santa Rosa) | 20.7** |
| 1968 - Willie Deckard (Dorsey, L.A.) | 21.7 |
| 1969 - Willie Robinson (Central, El Centro) | 21.7 |
| 1970 - Jackie White (Santa Ana) | 21.5 |
| 1971 - Chuck Bommarito (Crestmoor, San Bruno) | 21.2 |
| 1972 - Mike Shavers (Albany) | 21.0 |
| 1973 - Clancy Edwards (Santa Ana) | 21.2 |
| 1974 - Millard Hampton (Silver Creek, San Jose) | 21.1 |
| 1975 - Billy Mullins (Hamilton, L.Z.) | 21.2 |
| 1976 - Billy Mullins (Hamilton, L.A.) | 21.6 |
| 1977 - David Russell (Henry, S.D.) | 20.97 |
| 1978 - Michael Sanford (Pasadena) | 21.42 |
| 1979 - Michael Sanford (Pasadena) | 21.00 |
| 1980 - Ken Robinson (Berkeley) | 21.21 |
| 1981 - Kevin Wilhite (Cordova) | 20.81 |
| 1982 - Antonio Manning (Hamilton) | 21.05 |
| 1983 - Henry Thomas (Hawthorne) | 21.02 |
| 1984 - Henry Thomas (Hawthorne) | 20.77 |
| 1985 - Michael March (Hawthorne) | 20.83 |
| 1986 - Quincy Watts (Taft, Woodland Hills) | 21.03 |
| 1987 - Quincy Watts (Taft) | 20.99 |
| 1988 - Bryan Bridgewater (Washington) | 21.00 |
| 1989 - Barry Smith, Mission | 20.82 |

** Turn (Since 1967, to 220 and then 200 meters were

400-Meter Dash

| | |
|--|-------|
| 1958 - Dixon Farmer (Miramonte, Orinda) | 48.6 |
| 1959 - Dixon Farmer (Miramonte) | 48.6 |
| 1960 - Ullis Williams (Compton) | 47.2 |
| 1961 - Ullis Williams (Compton) | 47.8 |
| 1962 - Manual Diaz (Keppel, Alhambra) | 47.8 |
| 1963 - Tommie Smith (Lemoore) | 47.3 |
| 1964 - Fred Banks (Jefferson, L.A.) | 47.5 |
| 1965 - Randy Julian (Bolsa Grande, Garden Grove) | 47.4 |
| 1966 - Mike Newton (Whittier) | 47.2 |
| 1967 - Mike Newton (Whittier) | 47.2 |
| 1968 - Edesel Garrison (Centennial, Compton) | 46.7 |
| 1969 - Larance Jons (Lemoore) | 46.8 |
| 1970 - Rick Brown (Los Altos) | 47.8 |
| 1971 - Tony Kryosiak (Garden Grove) | 46.7 |
| 1972 - Robert Harrell (Santa Ana) | 47.4 |
| 1973 - Ron Whitaker (Wilson, S.F.) | 47.0 |
| 1974 - Rod Connors (Cordova) | 47.7 |
| 1975 - John Ware (Sacramento) | 47.2 |
| 1976 - Darel H Harris (Plattsbur) | 47.6 |
| 1977 - James Sanford (Pasadena) | 46.60 |
| 1978 - Bill Green (Cubberley, Palo Alto) | 46.77 |
| 1979 - Tony Banks (Morse, San Diego) | 47.28 |
| 1980 - Mike Turner (Centennial, Compton) | 47.51 |
| 1981 - David Timmons (Oakland) | 47.09 |
| 1982 - Fabian Cooper (Washington) | 46.38 |
| 1983 - Larry Walker (Edison, Fresno) | 47.03 |
| 1984 - Chip Rish (Marina) | 46.82 |
| 1985 - Chip Rish (Marina) | 45.7 |
| 1986 - Steve Lewis (American, Fremont) | 46.59 |
| 1987 - Steve Lewis (American, Fremont) | 46.7 |
| 1988 - Travis Hannah (Hawthorne) | 47.02 |
| 1989 - Beno Bryant (Dorsey) | 47.52 |

800-Meter Run

| | |
|---|---------|
| 1957 - Jim Cerveny (Mission Bay, S.D.) | 1:52.7 |
| 1958 - Alfred Gentry (Fremont, L.A.) | 1:55.4 |
| 1959 - Dave Dunbar (Westmoor, Daly City) | 1:53.2 |
| 1960 - Ray VanAsten (Bonita, La Verne) | 1:51.9 |
| 1961 - Mike Gibeau (Lincoln, S.F.) | 1:53.1 |
| 1962 - Doug Parker (Chico) | 1:52.2 |
| 1963 - Dennis Carr (Lowell, Whittier) | 1:50.9 |
| 1964 - Bob Hose (Madison, S.D.) | 1:57.7 |
| 1965 - Richard Joyce (Sierra, Whittier) | 1:48.8 |
| 1966 - Terry Rogers (Hilltop, Chula Vista) | 1:51.5 |
| 1967 - Lawrence Banks (Dorsey, L.A.) | 1:51.2 |
| 1968 - George Alfaro (Pittsburg) | 1:52.3 |
| 1969 - Ricco Sanchez (Canoga Park) | 1:51.6 |
| 1970 - Rick Brown (Los Altos) | 1:50.6 |
| 1971 - Percell Keeling (Morningside, Inglewood) | 1:51.9 |
| 1972 - Dale Scott (El Cerrito) | 1:49.7 |
| 1973 - Randy Lopez (Alhambra) | 1:52.4 |
| 1974 - John Musich (Burbank) | 1:51.0 |
| 1975 - Conrad Suhr (Leigh, San Jose) | 1:51.0 |
| 1976 - Wyatt Bishop (Carlmont, Belmont) | 1:54.4 |
| 1977 - Jim Walters (Estancia, Costa Mesa) | 1:49.4 |
| 1978 - David Mack (Locke, L.A.) | 1:53.83 |
| 1979 - David Mack (Locke) | 1:50.17 |
| 1980 - Peter Quinonez (Tulare) | 1:50.11 |
| 1981 - Pete Richardson (Berkeley) | 1:47.31 |
| 1982 - John Phillips (Los Altos) | 1:49.99 |
| 1983 - Kimmie James (Richmond) | 1:50.63 |
| 1984 - Eric Schemerhorn (Woodbridge) | 1:49.61 |
| 1985 - Sean Langer (Bakersfield) | 1:51.75 |
| 1986 - Vincent Thompson (Locke, L. A.) | 1:50.25 |

1600-Meter Run

| | |
|--|--------|
| 1957 - Tim Roelen (San Fernando) | 4:20.2 |
| 1958 - Woody Covington (Compton) | 4:23.7 |
| 1959 - Dale Story (Orange) | 4:11.0 |
| 1960 - Ben Tucker (Polytechnic, S.F.) | 4:14.3 |
| 1961 - Bruce Bess (La Habra) | 4:18.8 |
| 1962 - Dennis Carr (Lowell, Whittier) | 4:08.7 |
| 1963 - Tracy Smith (Arcadia) | 4:14.4 |
| 1964 - Mike Ryan (Wilcox, Santa Clara) | 4:11.2 |
| 1965 - Tim Danielson (Chula Vista) | 4:08.4 |
| 1966 - Tim Danielson (Chula Vista) | 4:07.0 |
| 1967 - Mike Solomon (Westminster) | 4:11.4 |

1600-Meter Run (Cont.)

| | |
|--|---------|
| 1968 - Clifton West (Kennedy, Sacramento) | 4:09.0 |
| 1969 - Decker Underwood (South, Torrance) | 4:12.1 |
| 1970 - Brent Tubb (Cleveland, Reseda) | 4:12.9 |
| 1971 - Brent Tubb (Cleveland) | 4:09.6 |
| 1972 - Mark Schilling (Garden Grove) | 4:05.4 |
| 1973 - Alvin Gilmore (Lompoc) | 4:11.4 |
| 1974 - Rick Kimball (De La Salle, Concord) | 4:06.6 |
| 1975 - John Johnson (Skyline, Oakland) | 4:09.5 |
| 1976 - Jim Ariola (Gahr, Cerritos) | 4:14.6 |
| 1977 - Mark Stillman (Willow Glen, San Jose) | 4:06.9 |
| 1978 - Paul Medvin (University, L.A.) | 4:08.91 |
| 1979 - Paul Medvin (University) | 4:12.82 |
| 1980 - Larry Guinne (Castro Valley) | 4:06.18 |
| 1981 - Jeff Scott (El Camino, Sacramento) | 4:10.06 |
| 1982 - Tome Grewe (Carpenteria) | 4:08.05 |
| 1983 - Jim Frey (Yreka) | 4:08.82 |
| 1984 - Roman Gomez (Belmont) | 4:09.05 |
| 1985 - Roman Gomez (Belmont) | 4:15.93 |
| 1986 - Mark Mastillir (Jesuit, Carmichael) | 4:07.81 |
| 1987 - Scott Robinson (Bellarmine) | 4:07.95 |
| 1988 - Reggie Williams (River City) | 4:08.78 |
| 1989 - Francis O'Neil (San Pasqual) | 4:08.67 |

3200-Meter Run

| | |
|--|---------|
| 1965 - Ralph Gamez (Berkeley) | 9:12.9 |
| 1966 - Ralph Gamez (Berkeley) | 9:01.6 |
| 1967 - Pete Romero (Reedley) | 9:00.5 |
| 1968 - Ruben Chappins (Excelsior, Norwalk) | 9:05.7 |
| 1969 - Ruben Chappins (Excelsior) | 8:57.0 |
| 1970 - Ron Johnson (West, Torrance) | 8:55.6 |
| 1971 - Dale Fleet (Claremont, S.D.) | 8:53.8 |
| 1972 - Curtis Beck (Santa Monica) | 8:52.3 |
| 1973 - Terry Williams (Lompoc) | 8:54.8 |
| 1974 - Rick Kimball (De La Salle, Concord) | 8:46.5 |
| 1975 - Eric Hulst (Laguna Beach) | 8:44.9 |
| 1976 - Eric Hulst (Laguna Beach) | 8:57.3 |
| 1977 - Frank Assumma (Eisenhower, Rialto) | 8:52.9 |
| 1978 - Jeff Nelson (Burbank) | 8:59.28 |
| 1979 - Jeff Nelson (Burbank) | 8:47.35 |
| 1980 - Andy Diconi (La Canada) | 8:55.79 |
| 1981 - Jon Butler (Edison, Huntington Beach) | 8:46.78 |
| 1982 - Harold Kuphaldt (Bella Vista) | 8:51.99 |
| 1983 - Eric Reynolds (Camarillo) | 8:54.75 |
| 1984 - Roman Gomez (Belmont) | 8:58.91 |
| 1985 - Roman Gomez (Belmont) | 9:03.05 |
| 1986 - Eric Mastillir (Jesuit, Carmichael) | 8:44.95 |
| 1987 - Ian Alisen (Granada Hills) | 9:33.1 |
| 1988 - Reggie Williams (River City) | 8:59.61 |
| 1989 - David Welsh (Jesuit) | 8:58.08 |

110-Meter High Hurdles

| | |
|--|-------|
| 1957 - Ken Overholser (Glendale) | 14.3 |
| 1958 - Floyd James (Centennial, Compton) | 14.1 |
| 1959 - Bob Pierce (Burbank) | 14.3 |
| 1960 - Robert Bonds (Polytechnic, Riverside) | 13.9 |
| 1961 - Abe Johnson (McClymonds, Oak.) | 14.2w |
| 1962 - Ron White (Dorsey, L.A.) | 14.0 |
| 1963 - Carl Davis (Compton) | 13.9 |
| 1964 - Earl McCullough (Polytechnic, Long Beach) | 14.1 |
| 1965 - Bill Mills (San Francisco) | 13.8 |
| Rich Miller (Monrovia) | 13.8 |
| 1966 - Donald Parish (Dorsey, L.A.) | 13.9 |
| 1967 - Jerry Proctor (Muir, Pasadena) | 13.7 |
| 1968 - Kerry Hampton (Polytechnic, S.F.) | 14.0 |
| 1969 - Jerry Wilson (Roosevelt, Fresno) | 13.7 |
| 1970 - Alfonso Hall (Morningside, Inglewood) | 13.9 |
| 1971 - Charles Jackson (Lompoc) | 13.6w |
| 1972 - Daniel Jones (Palo Verde, Blythe) | 13.6 |
| 1973 - Mike Johnson (Pasadena) | 13.6w |
| 1974 - Fred Shaw (Muir, Pasadena) | 13.7 |
| 1975 - Robert Gains (Kennedy, Richmond) | 13.3 |
| 1976 - Lloyd Jones (Ganesha, Pomona) | 14.5 |
| 1977 - Phillip Johnson (Gardena) | 13.66 |
| 1978 - Milan Stewart (West Covina) | 13.97 |
| 1979 - Jim Scannella (San Ramon, Danville) | 13.87 |
| 1980 - Don Ward (St. Mary's, Berkeley) | 13.73 |
| 1981 - David Ashford (West Covina) | 13.67 |
| 1982 - Steve Kerho (Mission Viejo) | 13.41 |

CIF/REEBOK STATE TRACK AND FIELD INDIVIDUAL EVENT CHAMPIONS (Boys)

110-Meter High Hurdles (Cont.)

| | |
|---|-------|
| 1983 - Mark Boyd (St. Mary's, Berkeley) | 13.93 |
| 1984 - Raymond Young (Hawthorne) | 14.32 |
| 1985 - Robert Reading (St. Mary's, Berk.) | 13.88 |
| 1986 - Terry Johnson (Katella, Anaheim) | 13.88 |
| 1987 - Dana Hall (Ganessa) | 13.98 |
| 1988 - Darrell Thompson (Cerritos) | 14.25 |
| 1989 - William Henry (Arroyo Grande) | 14.05 |

300-Meter Intermediate Hurdles

| | |
|---|--------|
| 1957 - Jesse Bradfor (Shafter) | 19.0 |
| 1958 - David Douglas (East Bakersfield) | 19.0 |
| 1959 - Dixon Farmer (Miramonte, Orinda) | 19.2 |
| 1960 - Robert Bonds (Polytechnic, Riverside) | 18.8 |
| 1961 - Bill Mackey (East Bakersfield) | 19.1 |
| 1962 - Ed Moody (McClymonds, Oakland) | 18.3 |
| 1963 - Alvin Mann (Edison, Fresno) | 18.9 |
| 1964 - Earl McCulloch (Polytechnic, Long Beach) | 18.4 |
| 1965 - Manuel Murrell (Polytechnic, Long Beach) | 18.2* |
| 1966 - George Farmer (Puente, La Puente) | 18.7 |
| 1967 - Jerry Proctor (Muir, Pasadena) | 18.7** |
| 1968 - Roy Hamley (Lowell, Whittier) | 18.8 |
| 1969 - Jerry Wilson (Roosevelt, Fresno) | 18.3 |
| 1970 - Mill Turner (Castlemont, Oakland) | 18.6 |
| 1971 - Charles Jackson (Lompoc) | 18.5 |
| 1972 - Danell Jones (Palo Verde, Blythe) | 18.7 |
| 1973 - Randall Jeffrey (Los Angeles) | 18.7 |
| 1974 - Fred Shaw (Muir, Pasadena) | 18.9** |
| 1975 - Dedy Cooper (Ellis, Richmond) | 36.5 |
| 1976 - Charles White (San Francisco) | 36.7 |
| 1977 - Andre Phillips (Silver Creek, San Jose) | 36.43 |
| 1978 - Gary Lee (Polytechnic, Long Beach) | 36.58 |
| 1979 - Gary Lee (Polytechnic, Long Beach) | 36.22 |
| 1980 - Don Ward (St. Mary's, Berkeley) | 36.57 |
| 1981 - Walter Murray (Berkeley) | 36.26 |
| 1982 - Steve Kerho (Mission Viejo) | 35.85 |
| 1983 - Danny Harris (Perris) | 35.52 |
| 1984 - George Porter (Cabrillo) | 36.10 |
| 1985 - George Porter (Cabrillo) | 35.50 |
| 1986 - Rodney Bradshaw (Saugus) | 37.30 |
| 1987 - Yki Vallery (Hawthorne) | 37.14 |
| 1988 - John Montgomery (Independence) | 36.43 |
| 1989 - John Prudenti (Siena) | 37.28 |

400-Meter Relay

| | |
|--------------------------------|-------|
| 1968 - Centennial, Compton | |
| 1969 - Castlemont, Oakland | |
| 1970 - Santa Ana | |
| 1971 - El Cerrito | |
| 1972 - Wilson, San Francisco | |
| 1973 - Wilson, San Francisco | |
| 1974 - Kennedy, Richmond | |
| 1975 - Ellis, Richmond | |
| 1976 - Kennedy, Barstow | |
| 1977 - Pasadena | |
| 1978 - El Cerrito | |
| 1979 - Pasadena | |
| 1980 - Washington, Los Angeles | |
| 1981 - Berkeley | |
| 1982 - Oakland | |
| 1983 - Edlson, Fresno | |
| 1984 - Berkeley | 40.83 |
| 1985 - Muir, Pasadena | 41.32 |
| 1986 - Johnson, Sacramento | 41.30 |
| 1987 - Muir, Pasadena | 40.78 |
| 1988 - Oakland | 41.33 |
| 1989 - Long Beach Poly | 41.82 |

1600-Meter Relay

| | |
|--------------------------------|--------|
| 1968 - Centennial, Compton | 3:14.3 |
| 1969 - Los Angeles | 3:15.2 |
| 1970 - Los Altos | 3:15.6 |
| 1971 - Castlemont, Oakland | 3:13.2 |
| 1972 - El Cerrito | 3:17.6 |
| 1973 - Cordova, Rancho Cordova | 3:17.4 |
| 1974 - Muir, Pasadena | 3:13.8 |
| 1975 - Ellis, Richmond | 3:15.7 |
| 1976 - Pasadena | 3:18.2 |

| | |
|----------------------------|---------|
| 1977 - Pasadena | 3:13.7 |
| 1978 - Banning, Wilmington | 3:11.57 |
| 1979 - Locke, Los Angeles | 3:14.04 |
| 1980 - Centennial, Compton | 3:10.37 |
| 1981 - Berkeley | 3:08.94 |
| 1982 - Compton | 3:14.45 |
| 1983 - Hawthorne | 3:10.11 |
| 1984 - Hawthorne | 3:09.45 |
| 1985 - Hawthorne | 3:14.13 |
| 1986 - Hawthorne | 3:14.79 |
| 1987 - Hawthorne | 3:11.77 |
| 1988 - Hawthorne | 3:10.46 |
| 1989 - Dorsey | 3:12.21 |

High Jump

| | |
|---|---------|
| 1957 - Robert Avant (Hart, Newhall) | 6-8 |
| 1958 - Ray Nickleberry (Oxnard) | 6-8 |
| Paul Stuber (Bellflower) | 6-8 |
| 1959 - Paul Stuber (Bellflower) | 6-7 1/4 |
| 1960 - Archie Green (Oakland) | 6-6 1/4 |
| Roger Olsen (Willow Glen, San Jose) | 6-6 1/4 |
| 1961 - Richard Jones (Bakersfield) | 6-8 1/4 |
| 1962 - Richard Jones (Bakersfield) | 6-7 1/2 |
| Otis Burrell (Jefferson, L.A.) | 6-7 1/2 |
| Bob Channell (McLane, Fresno) | 6-7 1/2 |
| 1963 - Ed Caruthers (Valley, Santa Ana) | 6-8 |
| 1964 - Gregg Heet (Lowell, Whittier) | 6-7 3/4 |
| 1965 - Ken Brown (Castlemont, Oakland) | 6-8 1/2 |
| 1966 - Tom Clyburn (Balboa, S.F.) | 6-10 |
| 1967 - Reynaldo Brown (Compton) | 6-9 1/4 |
| 1968 - Reynaldo Brown (Compton) | 7-0 |
| 1969 - Reynaldo Brown (Compton) | 7-0 |
| 1970 - Jerry Culp (Oceanside) | 7-0 1/4 |
| 1971 - Dwight Stones (Glendale) | 7-1 1/2 |
| 1972 - Carl Miles (Polytechnic, Long Beach) | 6-10 |
| 1973 - Randy Turner (Wilson, S.F.) | 6-6 |
| 1974 - Charles Hatch (Wilson, S.F.) | 7-0 |
| 1975 - Johnny Washington (Fremont, L.A.) | 7-0 |
| 1976 - John Lane (American, Fremont) | 6-11 |
| 1977 - Dennis Smith (Santa Monica) | 7-2 |
| 1978 - Brad Harris (Los Alamitos) | 6-11 |
| 1979 - Lee Balkin (Glendale) | 7-3 1/4 |
| 1980 - Greg Denby (Crenshaw, L.A.) | 6-10 |
| 1981 - Anthony Caire (Pius X, Downey) | 7-1 |
| 1982 - Maurice Crumby (Balboa, S.F.) | 7-2 |
| 1983 - Kenny Burke (Westlake) | 7-0 |
| 1984 - Kenny Burke (Westlake) | 7-0 |
| 1985 - Mark Webster (Homestead, Cupertino) | 6-9 |
| 1986 - Derrick Moore (Millikan, Long Beach) | 6-10 |
| 1987 - Luis F. Juico (Piedmont Hills) | 7-1 |
| 1988 - Reggie Bettor (Antelope Valley) | 7-0 |
| 1989 - Mark Wilson (Charter Oak) | 7-0 |

Long Jump

| | |
|--|----------|
| 1957 - Luther Hayes (Lincoln, S.D.) | 23-8 1/2 |
| 1958 - Steve Rogers (Brawley) | 24-6 |
| 1959 - Effen Jones (Delano) | 23-5 3/4 |
| 1960 - Walt Roberts (Compton) | 24-7 1/4 |
| 1961 - Robert McKeever (Fremont, L.A.) | 24-3 |
| 1962 - James Kennedy (Lincoln, S.D.) | 24-5 3/4 |
| 1963 - Jerry Williams (Berkeley) | 24-3 1/2 |
| 1964 - Bobby Bonds (Polytechnic, Riverside) | 25-3 |
| 1965 - Manuel Murrell (Polytechnic, L.B.) | 24-9 3/4 |
| 1966 - Doyle Steel (San Diego) | 25-3 1/4 |
| 1967 - Jerry Proctor (Muir, Pasadena) | 25-4 1/2 |
| 1968 - Heulon Hewitt (Merced) | 24-7 |
| 1969 - Lynn Swann (Serra, San Mateo) | 24-2 3/4 |
| 1970 - Lynn Swann (Serra, San Mateo) | 24-2 3/4 |
| 1971 - Randy Williams (Edison, Fresno) | 26-3 1/4 |
| 1972 - Carl McCullough (Sacramento) | 24-7 |
| 1973 - Jerry Herndon (Cajon, San Bernardino) | 25-4 1/2 |
| 1974 - James Lofton (Washington, L.A.) | 24-3 1/2 |
| 1975 - Paul Wilson (Fontana) | 24-8 1/2 |
| 1976 - Larry Doubly (Manual Arts, L.A.) | 25-3 3/4 |
| 1977 - Kurt Durham (Oakland) | 25-0 3/4 |
| 1978 - Dokie Williams (El Camino, Oceanside) | 25-1 1/4 |
| 1979 - George Gaffney (Lemoore) | 24-1 3/4 |
| 1980 - Charles Mayfield (Muir, Pasadena) | 23-4 3/4 |
| 1981 - Ed Tave (Muir, Pasadena) | 25-0 1/2 |
| 1982 - Eornell Archie (Norte Del Rio) | 24-4 3/4 |

| | |
|---|----------|
| 1983 - Johnny Cleveland (Soquel) | 24-6 1/2 |
| 1984 - Joe Richardson (Pasadena) | 24-11 |
| 1985 - Larry Nelson (Simi Valley) | 24-3 1/4 |
| 1986 - Curtis Rodgers (Johnson, Sacramento) | 23-10 |
| 1987 - Percy Knox (Antelope Valley) | 24-6 1/2 |
| 1988 - Diatroy Gildersleev (Grant) | 24-5 1/2 |
| 1989 - James Stallworth (Tulare) | 28-4 3/4 |

Pole Vault

| | |
|---|-----------|
| 1957 - Voyce Hendrix (Riverside) | 13-6 |
| 1958 - John Rose (Hoover, Glendale) | 14-1 |
| 1959 - Bob Looney (Santa Barbara) | 13-8 3/4 |
| 1960 - Mike Flanagan (Ganessa, Pomona) | 13-3 |
| Gary Down (Anaheim) | 13-3 |
| 1961 - Mike Graves (El Cajon) | 14-2 1/4 |
| 1962 - Eric Berge (Costa Mesa) | 14-3 |
| Bob Richardson (Ganessa, Pomona) | |
| 1963 - Bill Fosdick (Hill, San Jose) | 14-8 3/4 |
| 1964 - Paul Wilson (Warren, Downey) | 14-4 1/4 |
| 1965 - Paul Wilson (Warren) | 15-6 1/2 |
| 1966 - Wayne Meyes (Foothill, Sacramento) | 15-0 3/4 |
| 1967 - Tom Reynolds (Morningside) | 14-10 |
| 1968 - Steve Smith (South, Torrance) | 15-3 1/2 |
| 1969 - Steve Smith (South) | 16-0 |
| 1970 - Tom Lindsay (LaSierra, Carmichael) | 14-10 1/2 |
| 1971 - Tim Quinn (Monroe, Sepulveda) | 15-2 |
| 1972 - Hubert Black | 15-2 |
| 1973 - Tim Curran (Crispi, Encino) | 16-2 3/4 |
| 1974 - Jim Knaub (Lakewood) | 16-6 |
| 1975 - Keith Schimmel (Villa Park) | 15-6 |
| 1976 - Tim Hintnaus (Aviation, Redondo Bch) | 15-2 |
| 1977 - Anthony Curran (Crespi, Encino) | 16-0 |
| 1978 - Anthony Curran (Crespi) | 17-0 1/4 |
| 1979 - Clark Elliot (Bellflower) | 15-6 |
| 1980 - Greg Stull (Troy, Fullerton) | 15-10 |
| 1981 - Doug Wicks (South, Bakersfield) | 15-2 |
| 1982 - Scott Christensen (Acalanes) | 15-6 |
| 1983 - Mike Kibort (Saratoga) | 15-6 |
| 1984 - Moen Ivar (Los Gatos) | 16-2 |
| 1985 - Brent Burns (Acalanes, Lafayette) | 16-2 |
| 1986 - Steve Toney (Menlo-Atherton, Ath.) | 16-2 |
| 1987 - Steve Slocum (Foothill, Santa Ana) | 15-6 |
| 1988 - Tom Richards (San Marcos) | 16-0 |
| 1989 - Jim Lawrence (Del Mar) | 15-6 |

Triple Jump

| | |
|--|-----------|
| 1939 - Jack Laughner (Wilson, Long Beach) | 44-8 1/2 |
| 1973 - Willie Banks (Oceanside) | 49-7 1/4 |
| 1974 - Willie Banks (Oceanside) | 50-9 |
| 1975 - Mike Dobbins (Merced) | 49-3 |
| 1976 - Greg Caldwell (Fremont, Los Angeles) | 51-81/2w |
| 1977 - Dokie Williams (El Camino, Oceanside) | 51-0 1/2 |
| 1978 - Dokie Williams (El Camino) | 50-4 1/4 |
| 1979 - Henry Ellard (Hoover, Fresno) | 48-2 1/2 |
| 1980 - Freeman Miller (Fremont, Los Angeles) | 50-8 |
| 1981 - Ken Frezier (Mission, San Francisco) | 50-10 3/4 |
| 1982 - Archie Cornell (Fresno) | 50-3 1/4 |
| 1983 - Torrey Barr (McLane, Fresno) | 50-2 1/2 |
| 1984 - Joe Richardson (Pasadena) | 51-8 1/4 |
| 1985 - Terrence Strong (Bakersfield) | 51-91/2w |
| 1986 - Marcus Hooks (Lakewood) | 51-4 1/4 |
| 1987 - Joel Smith (Cordova) | 50-10 |
| 1988 - Tyrone Scott (Mesa Verde) | 50-6 |
| 1989 - Lenny McGill (Orange Glen) | 51-1 1/4 |

Shot Put

| | |
|--|-----------|
| 1957 - Clark Branson (Pasadena) | 64-0 3/4 |
| 1958 - Jack Slocombe (Millikan, Long Beach) | 61-4 1/2 |
| 1959 - Mike Parker (Turlock) | 57-8 |
| 1960 - Matthew Baggott (Berkeley) | 60-7 |
| 1961 - Bill Pace (El Rancho, Pico Rivera) | 64-3 1/2 |
| 1962 - Jim O'Brien (DeAnza, Richmond) | 62-2 1/4 |
| 1963 - Bruce Wilsheim (Fremont, Sunnysvale) | 63-4 3/4 |
| 1964 - Bob Brannan (Los Gatos) | 62-7 1/4 |
| 1965 - Steve Marcus (Pacific Palisades) | 63-11 1/4 |
| 1966 - John Hubbell (Polytechnic, Long Bch) | 66-11 |
| 1967 - John Buehler (Whittier) | 65-3 1/4 |
| 1968 - Pete Schmonck (San Dieguito, Encinitas) | 63-11 |
| 1969 - Sam Cunningham (Santa Barbara) | 61-2 |

CIF/REEBOK STATE TRACK AND FIELD INDIVIDUAL EVENT CHAMPIONS (Boys/Girls)

Shot Put (Cont.) - Boys

| | |
|--|-----------|
| 1970 - Randy Withrow (Pasadena) | 63-8 3/4 |
| 1971 - Mark Stevens (Newport Harbor) | 67-2 1/4 |
| 1972 - Randy Cross (Crespi, Encino) | 65-7 1/4 |
| 1973 - Jim Niedhart (Newport Harbor) | 67-2 1/4 |
| 1974 - Dave Kurrasch (Santa Ana) | 63-10 1/2 |
| 1975 - Dave Kurrasch (Santa Ana) | 65-9 1/2 |
| 1976 - Steve Montgomery (Lassen, Susanville) | 68-0 |
| 1977 - Craig Polley (Sunny Hills, Fullerton) | 62-4 1/4 |
| 1978 - Dave Porath (Atwater) | 65-10 3/4 |
| 1979 - Don Mosebar (Mt. Whitney, Visalia) | 62-6 3/4 |
| 1980 - Scott Garnett (Muir, Pasadena) | 64-4 1/4 |
| 1981 - John Frazier (Antelope Valley, Lancaster) | 63-8 3/4 |
| 1982 - Pat Kyle (Buena Park) | 60-4 |
| 1983 - Curt Siscoel (Vacaville) | 63-9 1/2 |
| 1984 - Brian Blutreich (Capistrano Valley) | 64-7 1/4 |
| 1985 - Brian Blutreich (Capistrano Valley) | 68-4 |
| 1986 - Brian Boggess (El Capitan, Lakeside) | 61-4 |
| 1987 - Dave Bultman (Royal, Simi Valley) | 67-0 |
| 1988 - Kaleaph Carter (Edison, Hunt. Beach) | 64-0 1/4 |
| 1989 - Brent Noon (Fallbrook) | 66-1 1/2 |

Discus Throw (Boys)

| | |
|--|------------|
| 1959 - Ron Sindow (San Rafael) | 176-1 |
| 1960 - Alex Darnes (Polytechnic, S.F.) | 178-8 |
| 1961 - Bob Stoecker (Los Altos) | 188-61/2 |
| 1962 - Bob Stoecker (Los Altos) | 185-11 1/2 |
| 1963 - Stan McDonald (Edison, Fresno) | 178-1 |
| 1964 - Bill Staley (Las Lomas, Walnut Creek) | 181-2 |
| 1965 - Bruce Naglee (Baltimore, San Jose) | 172-31/2 |
| 1966 - Jim Peters (Piedmont) | 189-1 |
| 1967 - Fred DeBernardi (Hart, Newhall) | 178-2 |
| 1968 - Rony Kenward (San Marcos, Santa Barb.) | 183-11 |
| 1969 - Chris Adams (Los Altos) | 188-0 |
| 1970 - Chris Adams (Los Altos) | 201-3 |
| 1971 - Bob Otto (Porterville) | 184-9 |
| 1972 - Scott Overton (Los Altos) | 185-10 |
| 1973 - Lonnie Shelton (Foothill, Bakersfield) | 195-5 |
| 1974 - Ray Burton (Vacaville) | 193-0 |
| 1975 - Mike Alberg (Lodi) | 171-11 |
| 1976 - Scott Endler (Hoover, Fresno) | 192-10 |
| 1977 - David Thompson (Santa Ynez) | 190-0 |
| 1978 - David Porath (Atwater) | 199-5 |
| 1979 - Hand Kraychir (San Jacinto) | 192-9 |
| 1980 - Paul Dender (Shafter) | 192-9 |
| 1981 - Antonio Dobbins (Burroughs, Ridgecrest) | 180-10 |
| 1982 - Antonio Dobbins (Burroughs) | 191-1 |
| 1983 - Barry Estes (Clovis) | 183-4 |
| 1984 - Tambi Wanj (Fountain Valley) | 185-11 |
| 1985 - Brian Bluetreich (Capistrano Valley, Mission Viejo) | 203-4 |
| 1986 - Jeff Hooper (Del Campo, Fair Oaks) | 187-4 |
| 1987 - Dave Bultman (Royal, Simi Valley) | 193-6 |
| 1988 - John Wirtz (Leland) | 192-10 |
| 1989 - Derrick Stevens (Bakersfield) | 188-2 |

Girls Champions

100-Meter Dash (Girls)

| | |
|--|--------|
| 1974 - Janice Wiser (La Jolla) | 10.8 |
| 1975 - Sandra Howard (Manual Arts, L.A.) | 10.7 |
| 1976 - Pam Waters (Bell) | 11.0 |
| 1977 - Jeanette Bolden (Centennial, Compton) | 10.48w |
| 1978 - Kella Bolton (Hill, San Jose) | 10.92 |
| 1979 - Gwen Loud (Westchester) | 10.62 |
| 1980 - Sharon Ware (Berkeley) | 11.42 |
| 1981 - Sharon Ware (Berkeley) | 11.66 |
| 1982 - Gervaise McGraw (Ganesha, Pomona) | 11.69 |
| 1983 - Lisa Winston (Jordan, Long Beach) | 11.73 |
| 1984 - Gail Devers (Sweetwater) | 11.51 |
| 1985 - Tesha Giddens (Locke, L.A.) | 11.58 |
| 1986 - Angela Burnham (Rio Mesa, Oxnard) | 11.78 |
| 1987 - Janeene Vickers (Pomona) | 11.76 |
| 1988 - Angela Burnham (Rio Mesa, Oxnard) | 11.52 |
| 1989 - Angela Burnham (Rio Mesa, Oxnard) | 11.31 |

200-Meter Dash (Girls)

| | |
|--|--------|
| 1974 - Janice Wiser (La Jolla) | 24.2 |
| 1975 - Pam Waters (Bell) | 24.4 |
| 1976 - Pam Waters (Bell) | 24.8 |
| 1977 - Kim Robinson (Westchester) | 23.97 |
| 1978 - Kella Bolton (Hill, San Jose) | 23.53 |
| 1979 - Gwen Loud (Westchester) | 23.535 |
| 1980 - Sheri Howard (Kennedy, Granada Hills) | 23.19 |
| 1981 - Denean Howard (Kennedy, Gran. Hills) | 23.73 |
| 1982 - Denean Howard (Kennedy) | 23.53 |
| 1983 - Lisa Winston (Jordan, L.B.) | 23.83 |
| 1984 - Paulette Bialock (Compton) | 23.59 |
| 1985 - Tami Stiles (Hawthorne) | 23.45 |
| 1986 - Tami Stiles (Hawthorne) | 24.02 |
| 1987 - Hadette Smith (Quartz Hill) | 24.12 |
| 1988 - Angela Burnham (Rio Mesa) | 23.45 |
| 1989 - Angela Burnham (Rio Mesa) | 23.56 |

400-Meter Dash (Girls)

| | |
|--|-------|
| 1974 - Veroica Venezis (Terra Linda, San Rafael) | 56.4 |
| 1975 - Jodi Anderson (Washington, L.A.) | 55.3 |
| 1976 - Marquite Belk (Silver Creek, San Jose) | 55.2 |
| 1977 - Valerie Brisco (Locke, L.A.) | 55.14 |
| 1978 - Arlise Emerson (Westminster) | 54.3 |
| 1979 - Sherri Howard (San Geronio, San Bernardino) | 53.65 |
| 1980 - Denean Howard (Kennedy, Gran. Hills) | 53.04 |
| 1981 - Gervaise McGraw (Ganesha, Pomona) | 54.15 |
| 1982 - Denean Howard (Kennedy, Gran. Hills) | 52.39 |
| 1983 - Leslie Maxie (Mills, Millbrae) | 53.19 |
| 1984 - Choo Choo Knighten (Locke, L.A.) | 52.67 |
| 1985 - Choo Choo Knighten (Locke) | 52.78 |
| 1986 - Princess Bennett (Compton) | 53.56 |
| 1987 - Angela Rolfe (Dorsey) | 53.55 |
| 1988 - Angela Rolfe (Dorsey) | 54.26 |
| 1989 - Angela Rolfe (Dorsey) | 53.97 |

800-Meter Run (Girls)

| | |
|--|---------|
| 1974 - Kathy Costello (Pleasant Hill) | 2:10.4 |
| 1975 - Kathy Costello (Pleasant Hill) | 2:09.2 |
| 1976 - Alice Trumbley (Coalinga) | 2:13.3 |
| 1977 - Ann Regan (Camden, San Jose) | 2:08.0 |
| 1978 - Ann Regan (Camden) | 2:07.93 |
| 1979 - Ann Regan (Camden) | 2:10.21 |
| 1980 - Marilyn Davis (Miramonte, Orinda) | 2:09.73 |
| 1981 - Donna Curtis (Culver City) | 2:06.08 |
| 1982 - Rennie Durand (Laguna Beach) | 2:06.36 |
| 1983 - Kerri Zaleski (Millikan, L.B.) | 2:06.41 |
| 1984 - Trena Hull (Compton) | 2:04.91 |
| 1985 - Kristen Dowell (Santa Teresa, San Jose) | 2:10.07 |
| 1986 - Laura Chapel (University City, S.D.) | 2:08.66 |
| 1987 - Kimberly McAllister (Locke, L.A.) | 2:12.92 |
| 1988 - Kathy Toldan (Mt. Whitney) | 2:12.11 |
| 1989 - Kim Roney (Atascadero) | 2:09.33 |

1600-Meter Run (Girls)

| | |
|---|---------|
| 1974 - Jill Caldwell (Westminster) | 5:02.2 |
| 1975 - Kathy Costello (Pleasant Hill) | 4:53.5 |
| 1976 - Linda Broderick (Tamalpais, Mill Valley) | 4:56.8 |
| 1977 - Linda Goen (North, Bakersfield) | 4:47.8 |
| 1978 - Cheri Williams (Livermore) | 4:44.95 |
| 1979 - Linda Goen (North, Bakersfield) | 4:51.08 |
| 1980 - Polly Plumer (University, Irvine) | 4:46.71 |
| 1981 - Polly Plumer (University) | 4:42.43 |
| 1982 - Polly Plumer (University) | 4:44.93 |
| 1983 - Cory Schubert (Di Mar, San Jose) | 4:44.93 |
| 1984 - Shannon Clark (Mt. View) | 4:47.52 |
| 1985 - Shannon Clark (Mt. View) | 4:49.14 |
| 1986 - Darcy Arreola (Grossmont, Le Mesa) | 4:45.13 |
| 1987 - Kira Jorgensen (Vista) | 4:45.98 |
| 1988 - Kira Jorgensen (Vista) | 4:49.54 |
| 1989 - Kira Jorgensen (Vista) | 4:49.55 |

3200-Meter Run (Girls)

| | |
|--|----------|
| 1977 - Roxanne Bier (Independence, San Jose) | 10:39.7 |
| 1978 - Cheri Williams (Livermore) | 10:17.71 |
| 1979 - Lisa Scaduto (Santa Monica) | 10:35.0 |
| 1980 - Vicki Cook (Alemany, Mission Hills) | 10:14.78 |

3200-Meter Run (Girls -Cont.)

| | |
|---|----------|
| 1981 - Vicki Cook (Alemany) | 10:12.31 |
| 1982 - Vicki Cook (Alemany) | 10:16.27 |
| 1983 - Cory Shubert (Del Mar, San Jose) | 10:08.14 |
| 1984 - Kristen O'Hara (Palos Verde) | 10:11.82 |
| 1985 - Rebecca Chamberlain (Leigh, S. Jose) | 10:23.85 |
| 1986 - Laurie Chapman (Gunderson, S. Jose) | 10:12.86 |
| 1987 - Mary Mendoza (Presentation) | 10:33.04 |
| 1988 - Karen Hecox (South Hills) | 10:16.14 |
| 1989 - Rayna Cervantes (Montebello) | 10:32.95 |

100-Meter Low Hurdles (Girls)

| | |
|---|--------|
| 1974 - Yvonne Boon (Fremont, Oakland) | 11.1 |
| 1975 - Yvonne Boone (Fremont) | 10.1 |
| 1976 - Tuti Lee (Merced) | 10.7 |
| 1977 - Kris Costello (Lynbrook, San Jose) | 13.97 |
| 1978 - Kris Costello (Lynbrook) | 13.83 |
| 1979 - Janet Yarborough (Clovis) | 14.01 |
| 1980 - Judy Young (Berkeley) | 13.52w |
| 1981 - Sherifa Sanders (Berkeley) | 13.74 |
| 1982 - Natalie Spinks (Skyline) | 13.88 |
| 1983 - Chewaukil Knighten (Locke, L.A.) | 13.88 |
| 1984 - Gail Devers (Sweetwater) | 13.41 |
| 1985 - Lana Cantrell (Muir, Pasadena) | 13.57 |
| 1986 - Janeene Vickers (Pomona) | 13.74 |
| 1987 - Janeene Vickers (Pomona) | 13.34 |
| 1988 - Michelle Decoux (Bishop O'Dowd) | 13.91 |
| 1989 - Felice Lipscomb (Santa Monica) | 13.69 |

300-Meter Low Hurdles (Girls)

| | |
|--|-------|
| 1981 - Audrey Williams (Saugus) | 42.26 |
| 1982 - Gayle Kellon (Walnut) | 41.09 |
| 1983 - Gayle Kellon (Walnut) | 41.71 |
| 1984 - Leslie Maxie (Mills) | 40.90 |
| 1985 - Leslie Maxie (Mills, Millbrae) | 41.80 |
| 1986 - Janeene Vickers (Pomona) | 41.32 |
| 1987 - Janeene Vickers (Pomona) | 40.96 |
| 1988 - Michelle Decoux (Bishop O'Dowd) | 42.16 |
| 1989 - Twila Sims (Lompoc) | 42.54 |

400-Meter Relay (Girls)

| | |
|-----------------------------------|-------|
| 1974 - Berkeley | |
| 1975 - Muir, Pasadena | |
| 1976 - Muir, Pasadena | |
| 1977 - Crawford, San Diego | |
| 1978 - Jordan, Los Angeles | |
| 1979 - Westchester | |
| 1980 - Kennedy, Granada Hills | |
| 1981 - Berkeley | |
| 1982 - Dorsey, Los Angeles | |
| 1983 - Hawthorne | 46.56 |
| 1984 - Hawthorne | 45.99 |
| 1985 - Hawthorne | 45.95 |
| 1986 - Hawthorne | 45.54 |
| 1987 - St. Francis, Mountain View | 45.95 |
| 1988 - Hawthorne | 47.10 |
| 1989 - Muir, Pasadena | 46.46 |

1600-Meter Relay (Girls)

| | |
|------------------------------------|---------|
| 1974 - Berkeley | 3:46.4 |
| 1975 - Washington, Los Angeles | 3:44.5 |
| 1976 - Fremont, Los Angeles | 3:55.9 |
| 1977 - Locke, Los Angeles | 3:52.1 |
| 1978 - Fremont, Los Angeles | 3:51.93 |
| 1979 - San Geronio, San Bernardino | 3:44.05 |
| 1980 - Kennedy, Granada Hills | 3:37.98 |
| 1981 - Kennedy, Granada Hills | 3:37.17 |
| 1982 - Dorsey, Los Angeles | 3:41.72 |
| 1983 - Dorsey, Los Angeles | 3:46.24 |
| 1984 - Locke, Los Angeles | 3:38.65 |
| 1985 - Muir, Pasadena | 3:43.30 |
| 1986 - Compton | 3:42.31 |
| 1987 - Long Beach Poly | 3:45.20 |
| 1988 - Hawthorne | 3:47.32 |
| 1989 - Hawthorne | 3:46.59 |

CIF/REEBOK STATE TRACK AND FIELD INDIVIDUAL EVENT CHAMPIONS (Girls)

High Jump

| | |
|--|----------|
| 1974 - Pam Blackburn (Bubberley, Palo Alto) | 5-8 |
| 1975 - Kim Maddox (Los Angeles) | 5-8 |
| 1976 - Kari Gosswiller (Upland) | 5-10 |
| 1977 - Kari Gosswiller (Upland) | 5-9 |
| 1978 - Sue McNeal (Carlsbad) | 5-10 1/4 |
| 1979 - Tonya Alston (Chico) | 5-9 |
| 1980 - Karen Lysaght (St. Francis, Sac.) | 6-0 |
| 1981 - Katrina Johnson (Marshall, Pasadena) | 5-10 |
| 1982 - Katrina Johnson (Marshall, Pasadena) | 5-11 |
| 1983 - Tonya Mendonca (Mt. Whitney, Visalia) | 6-1 |
| 1984 - Wendy Brown (Woodside) | 6-1 1/4 |
| 1985 - Latrese Johnson (Clovis) | 6-2 |
| 1986 - Yleana Carrasco (Anaheim) | 5-10 |
| 1987 - Lynn Patrick (Serra, San Diego) | 5-10 |
| 1988 - Crissy Mills (Campbell Hall) | 5-10 |
| 1989 - Crissy Mills (Campbell Hall) | 6-0 |

Long Jump

| | |
|---|----------|
| 1974 - Jodi Anderson (Washington, L.A.) | 19-7 |
| 1975 - Jodi Anderson (Washington) | 19-6 1/2 |
| 1976 - Jodi Anderson (Washington) | 20-0 1/4 |
| 1977 - Lisa Gourdine (El Toro) | 19-1 |
| 1978 - Kathy Hayes (Madera) | 19-3 |
| 1979 - Gwen Loud (Westchester) | 20-4 1/2 |
| 1980 - Marlene Harmon (Thousand Oaks) | 20-8 3/4 |

| | |
|--|-----------|
| 1981 - Chris Mose (El Cajon) | 18-10 1/4 |
| 1982 - Wendy Brown (Woodside) | 19-10 1/2 |
| 1983 - Gail Devers (Sweetwater) | 19-6 |
| 1984 - Wendy Brown (Woodside) | 20-9 3/4 |
| 1985 - Yvette Roberts (Washington UnionEaston) | 19-1 |
| 1986 - Madette Smith (Quartz Hills) | 20-4 3/4 |
| 1987 - Karen Lawson (St. Francis, Mt. View) | 19-1 1/2 |
| 1988 - Tonya Conner (Barstow) | 19-5 3/4 |
| 1989 - Juliana Yendork (Walnut) | 20-2 1/2 |

Triple Jump

| | |
|-------------------------------------|-----------|
| 1982 - Wendy Brown (Woodside) | |
| 1983 - Wendy Brown (Woodside) | 40-3 |
| 1984 - Wendy Brown (Woodside) | 42-10 1/2 |
| 1985 - Sheila Hudson (Rio Linda) | 41-10w |
| 1986 - Felicia Harris (San Lorenzo) | 40-2 |
| 1987 - Kim Lassair (Northgate) | 39-6 1/4 |
| 1988 - Stacy Thompson (Horse) | 39-1 |
| 1989 - Juliana Yendork (Walnut) | 41-10 |

Shot Put

| | |
|--|-----------|
| 1974 - Kathy Devine (Mission Bay, San Diego) | 47-4 1/2 |
| 1975 - Kathy Devine (Mission Bay) | 42-3 3/4 |
| 1976 - Becky Daniel (Newport Harbor) | 42-9 3/4 |
| 1977 - Debra Thorntana (Sacramento) | 43-9 |
| 1978 - Kerry Zwart (Crescenta Valley) | 45-11 1/2 |

| | |
|--|-----------|
| 1979 - Susie Ray (Villa Park) | 48-4 1/2 |
| 1980 - Natalie Kaaiawahia (Fullerton) | 48-4 1/2 |
| 1981 - Natalie Kaaiawahia (Fullerton) | 51-8 1/2 |
| 1982 - Natalie Kaaiawahia (Fullerton) | 50-3 |
| 1983 - Natalie Kaaiawahia (Fullerton) | 52-7 1/2 |
| 1984 - Pam Alexander (Arlington) | 46-3 1/2 |
| 1985 - Elaina Oden (Irvine) | 46-11 3/4 |
| 1986 - Brandi Gail (Rowland, Hac. Heights) | 45-2 1/2 |
| 1987 - Kim Lassair (North Gate) | 39-6 1/4 |
| 1988 - Dawn Dumble (Bakersfield) | 48-2 1/2 |
| 1989 - Melissa Weis (Oakland) | 44-1 |

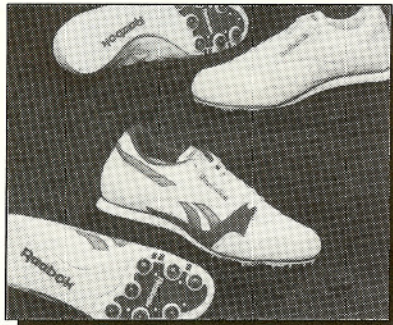
Discus Throw

| | |
|--|--------|
| 1976 - Kathy Middleton (Poway) | 134-5 |
| 1977 - Karen Stampfil (Lassen, Susanville) | 137-8 |
| 1978 - Christi Pyle (Hoover, Glendale) | 149-3 |
| 1979 - Leslie Deniz (Gridley) | 167-1 |
| 1980 - Leslie Deniz (Gridley) | 172-11 |
| 1981 - Natalie Kaaiawahia (Fullerton) | 162-10 |
| 1982 - Jacque Norton (Mission Viejo) | 160-2 |
| 1983 - Natalie Kaaiawahia (Fullerton) | 170-1 |
| 1984 - Stacy Hom (Cordova) | 159-1 |
| 1985 - Lilli Lili (Nogales, La Puente) | 162-2 |
| 1986 - Tracy Crawford (South East, S.D.) | 156-2 |
| 1987 - Dawn Dumble (Bakersfield) | 144-10 |
| 1988 - Melissa Weis (Bakersfield) | 159-7 |
| 1989 - Melissa Weis (Bakersfield) | 168-0 |

PERFORMANCE PRODUCTS FOR VALUE ORIENTED CUSTOMERS.


"Our athletes like them better and they cost less. I'd be crazy to buy anything else."

—AP Coach of the Year




PB 1500+

One of the best values in racing spikes.
Sportwide price \$35.95
Six or more team price \$26.95



HIND® Team Singlet
HIND® Munich Tight



For expert advice, call our toll-free pole vault hotline, 800-421-3353, extension 1335.

SPORTWIDE
NATIONWIDE 800-631-9684

California Track & Running News

California's ONLY
Track & Running
Magazine



Now in its sixteenth year, California Track & Running News is devoted exclusively to California long distance running and track & field coverage. California Track & Running News is a vital and important source of information -- high school, college, open, masters, cross country and road racing.

✓ RESULTS ✓ SCHEDULE ✓ PHOTOS
✓ RANKINGS ✓ INTERVIEWS ✓ SPECIAL FEATURES

----- **Subscribe Today!** -----

Yes, I'd like to subscribe. Please start sending **California Track & Running News** to me at the address indicated below. My check is enclosed.


Name _____

Address _____

City/State/Zip _____

- \$18. for one year (11 issues)
- \$32. for two years (22 issues)
- \$43. for three years (33 issues)

**SEND TO: California Track & Running News
4957 E. Heaton
Fresno, CA 93727**



Refuse To Give...



CIF / REEBOK

A percentage of Reebok sales goes directly to the support of CIF high school sports and activities



In Support Of High School Athletics

The CIF/Reebok Dealers listed below are strong supporters of High School Athletics in their communities. Please keep this in mind when you are choosing a place to purchase Reebok products. **SUPPORT THE PEOPLE WHO SUPPORT YOU!**

CIF/REEBOK RETAIL NETWORK — The stores listed below support High School Sports by carrying the Official CIF/Reebok Apparel Line (proceeds are donated to High School Sports), and honor the Reebok \$5 Off Reward. These stores also carry a great selection of Reebok shoes and some of them are set up to do team business. Visit or call them today!

*Show this ad to the stores below and receive \$5.00 Off Reebok products!**

**\$30.00 minimum purchase. Not valid with other discounts. Offer expires 9/1/90*

SOUTHERN CALIFORNIA

Buena Park

Footmart

Carlsbad

Cal Best Stores

Chula Vista Jack's

Sporting Goods, Cal Best Stores

Covina Chick's

Diamond Bar Alta Ski-Sport

El Cajon Cal Best Stores

Encinitas Cal Best Stores

Escondido Bucksters

Sporting Goods, Cal Best Stores

Fullerton Pants Plus

Gardena Sports World

Huntington Park

Shoeworld

Laguna Hills TJ

Sportswide, Chick's

La Mesa Movin Shoes

La Puente, Baldwin Park

Modern Shoes

Los Angeles All Star

Shoes & Apparel, Mr.

Maury's Shoes, Step Up,

Olympic Shoes

Oceanside Doc's Jock

Shop, Chick's

Pasadena Mr. Sports

San Diego Westwood

Sports, Movin Shoes, A&D

Team Sales, Cal Best

Stores (3)

San Luis Obispo

Copeland Sports

Santa Barbara

Copeland Sports

Santa Maria

Copeland Sports

San Ysidro Ismael Shoes

Santee Al's Sport Shop

Solana Beach In Stride

Spring Valley Locker

Room Sport Shoes

Torrance Copeland Sports

Upland Chick's

Ventura Athletic Shoe Shop

Yorba Linda Chick's

NORTHERN CALIFORNIA

Alameda Copeland

Sports, Doherty & Dunne

Alamo Athletic Attic

Arcata Jogg N' Shoppe

Auburn Dave's Shoes

Bakersfield Copeland

Sports (3)

Berkeley Copeland Sports

Carmichael

Copeland Sports

Chico Copeland Sports

Citrus Heights Copeland

Sports, Sporting Feet

Clovis Copeland Sports

Concord Doherty &

Dunne, Copeland Sports

Daly City Copeland Sports

Danville Copeland Sports

Davis Copeland Sports,

Davis Sport Shop

Emeryville

Copeland Sports

Eureka Pro Sports Center

Fair Oaks Fleet Feet

Fort Bragg Sports Locker

Fresno Copeland Sports,

Herb Bauer Sports

Fairfield Copeland Sports

Grass Valley

Dave's Shoes

Jackson Tower Shoes

Los Gatos Runner's Factory

Merced McNamara's Sports

Modesto Copeland Sports

Palo Alto Copeland

Sports, Fleet Feet

Paradise Dave's Shoes

Petaluma Sports A Foot

Placerville Sierra

Footwear, Tower Shoes,

Dave's Shoes

Pleasanton Copeland

Sports

Richmond Copeland

Sports

Roseville Fleet Feet

Sacramento Copeland

Sports (3), Fleet Feet,

Sporting Feet (2)

Salinas Joypers

San Francisco Copeland

Sports (2), Doherty &

Dunne (2), Reebok Sports

Arena, Lombardi's, Hoys

Sports

San Jose Asby Sports

San Leandro Copeland

Sports

San Luis Obispo

Copeland Sports, TJ

Sportswide

San Mateo Athletic Attic

San Rafael Copeland

Sports

Santa Barbara Copeland

Sports

Santa Maria Copeland

Sports

Sonoma Live Action

Stockton Copeland Sports

Tulare Bronzan's Sports

World


Ukiah Sports A Foot

Walnut Creek Copeland

Sports

Visalia Copeland Sports

Yuba City Dave's Shoes



While it may appear that we are stretching the truth, surprisingly it's a fact.

Every time your foot strikes the ground, the impact of three times your bodyweight is sent shuddering up your legs.

Armed with this and years of research, Reebok has developed the Sole Trainer™ 5000.

**With the impact of three times
your bodyweight in
every stride, your lightweight
shoe better be cushioned.**

At only 10 ounces it's a lightweight shoe, but more importantly, it's exceptionally well-cushioned.

The secret lies in the midsole. It's comprised of Hexalite™, a unique honeycomb of highly resilient yet light thermo plastic.


(Basically, the honeycomb, one of nature's lightest yet strongest designs, absorbs and spreads shock waves over a much larger area than EVA or polyurethane.)

The bottom line is that the Reebok Sole Trainer 5000 lets you run in a durable, lightweight shoe without sacrificing cushioning or comfort.

Now that should take a load off your mind.

Reebok 

**HIGH SCHOOL JUNIORS
EARN
\$18,000
PART-TIME!**



HIGH SCHOOL JUNIORS: Need extra money? Money for college? Well, if you're 17, the Army Reserve can help you.

The key is the Army Reserve's Alternate Training Program.

Here's how it works. Take Basic Training between your junior and senior year. After your senior year, you'll train in a specific skill at an Army school. You'll earn over \$1,250 for Basic, and even more for skill training.

As a Reserve member, you'll usually serve one weekend a month near home, plus two weeks a year, for which you'll be paid.

This all adds up to good part-time money, over \$13,000 during a standard enlistment. And there's more. If qualified, you can get up to \$5,040 for college with the Montgomery GI Bill. Over \$18,000 part-time.

Think about it. Then think about us. Then call us today:

**BE ALL YOU CAN BE.[®]
ARMY RESERVE**