


# TRACK & FIELD



**Reebok<sup>®</sup>**

**STATE CHAMPIONSHIPS  
CERRITOS COLLEGE**





189

# Introducing the Cross-Training System by Reebok.


Three shoes designed for any kind of workout, starting with what you do best.

## speed

$$V = \frac{2\pi R N}{C}$$

**AXT.** The first shoe for runners who also want to lift weights and play court sports. Leather and mesh uppers

for lightness. Forefoot sidewall wrap for stability. Dedicated to runners who would sometimes rather stand and fight.




**CXT.** The first shoe for court players who also want to run and lift weights. Midfoot strap for medial support. Midfoot sidewall for

## force

$$F = ma$$

lateral support. Good for adjusting the attitude of the geek that beat you in tennis last week.



## power

$$P = \frac{W}{t}$$

**SXT.** The first shoe for weight lifters who also want to run and play court sports. Midfoot and ankle straps

for maximum support. Wide base ensures maximum stability for you and guarantees total insecurity for everyone around you.



The physics behind the physiques.™

Reebok 



# THE CALIFORNIA INTERSCHOLASTIC FEDERATION WELCOMES YOU



**NEAL OLSEN**  
CIF President

High school athletic programs provide tremendous educational opportunities for the young people of California. Many of the valuable concepts grasped cannot be learned in any other arena.

The California Interscholastic Federation was created in 1914 and exists for one purpose: To provide the framework for quality athletic competition for the high school students of California. Within that overall framework, the CIF has the responsibility of ensuring fair, equitable and safe competition for each student athlete.

The CIF is a grassroots organization consisting of representatives of every high school in the state who are organized first by leagues, then sections, and finally the state level umbrella organization. Much of the work of these individuals is voluntary and is done out of love for, and commitment to, the young people in our schools. Each of these school representatives deserve our admiration and our sincere appreciation.

On behalf of all of us who represent CIF at the league, section or state level, we wish the student athletes of California a most successful 1988-89 school year.

Dr. Neal Olsen  
Assistant Superintendent  
Kern High School District  
Bakersfield, California

## CIF FEDERATED COUNCIL EXECUTIVE COMMITTEE

**NEAL OLSEN, President**  
Assistant Superintendent, Kern H.S.D.  
**VANCE NELSON, Past President**  
Principal, Irvington High

**ROBERT PACKER, President-Elect**  
Superintendent, Duarte U.S.D.  
**CHARLES NELSON**  
Principal, Greenville High School  
**GLORIA WEBSTER**  
Principal, Eagle Rock High School

**VINCENTINE CONTRERO**  
Vice Principal, Mission High School  
**RICHARD NELSON**  
Principal, Rio Linda High School

**ELEANOR BROWN**  
Acting Asst. Superintendent, San Juan U.S.D.  
**DENNIS CHACONAS**  
Principal, Oakland Technical  
**ORLANDO CHIAVINI**  
Principal, Acalanes  
**JENNIFER EARLE**  
Principal, Woodlake  
**DAN FUKUSHIMA**  
Representative, Cal Coaches' Association  
**RUDY GATTI**  
Rep., Superintendents' Liaison Committee  
Santa Clara U.S.D.  
**DON GRADY**  
Principal, Redwood  
**CYNTHIA GRENNAN**  
Superintendent, Anaheim U.H.S.D.  
**JACK HAYES**  
Asst. Superintendent of Education Services  
Santa Rosa H.S.D.  
**MARIE ISHIDA**  
Principal, Carmel  
**TOM JACOBSON**  
Principal, Corona del Mar

**BRUCE KEUNING**  
Superintendent, Bellflower Christian Schools  
**JOAN KING**  
Principal, Dublin  
**PHILIP LUM**  
Principal, Abraham Lincoln  
**GALE MARTELLA**  
Representative, Cal Coaches' Association  
Sacramento  
**NORM MACKENZIE**  
Representative, CA State Athletic Directors  
Las Plumas  
**ROGER ORAZE**  
Admin. of Standards & Evaluation  
Clovis U.S.D.  
**MARY LYNN REED**  
Physical Education Consultant  
Oakland U.S.D.  
**SHERI ROSS**  
Rep., CA State Athletic Directors, El Toro  
**MELINDA SELF**  
Vice Principal, Corning  
**GARY SMIDDERKS**  
Principal, Los Angeles Baptist

**MARY STANDLEE**  
Representative, CA School Boards  
Santa Barbara H.S.D.  
**JANINE STARK**  
Principal, Monta Vista  
**DON THOMAS**  
Assistant Principal, El Camino Real  
**ROBERT THOMAS**  
Superintendent, Fallbrook U.H.S.D.  
**RENE TOWNSEND**  
Superintendent, Vista U.S.D.  
**PAT VALLADAO**  
Rep., State Department of Education  
**RON WALTERS**  
Assistant Principal, Soquel  
**FLOYD "DUTCH" WILLIAMS**  
Principal, Tokay  
**DR. ROBERT LOVELAND**  
Medical Consultant  
**JON MAYHEW**  
Legislative Advocate  
**ROBERT NOEL**  
Insurance Consultant  
**ANDREW PATTERSON**  
General Counsel

### CIF SECTION COMMISSIONERS

**MERRITT GILBERT**  
Central Section  
**LARRY RICE**  
Central Coast Section  
**HAL HARKNESS**  
Los Angeles City Section

**PAUL GADDINI**  
North Coast Section  
**DAROLD ADAMSON**  
Northern Section

**LOUIS JONES**  
Oakland City Section  
**CLARKE COOVER**  
Sac-Joaquin Section

**KENDALL WEBB**  
San Diego Section  
**ANNE HEINLINE**  
San Francisco Section  
**STAN THOMAS**  
Southern Section





**THOMAS E. BYRNES**  
*State CIF Commissioner*

## **FROM THE STATE CIF OFFICE**

Welcome to all participants and spectators to this State CIF Championship event.

The caliber of interscholastic competition in California is second to none in the United States, and this outstanding activity should set new standards of excellence in the field of high-school athletics.



**MARGARET R. DAVIS**  
*Associate Commissioner*

## **THE CIF: Doing the Job for Prep Sports Since 1914**

In 1914, as high school athletic teams began crossing district lines to compete with neighboring schools, the CIF was established to provide consistency in sports rules and a safe, rewarding environment for young California athletes. Since that beginning, with fewer than 20,000 athletes, the organization has grown to become the largest youth agency in the state, serving over 500,000 young student-athletes each year.

Few Californians realize that the CIF, the sole administrative body of interscholastic athletics, is an independent organization that has been carefully structured to provide needed services to the youth of the state without placing unfair burdens on the public education system. Athletic programs conducted in all 1200 secondary-schools in the state do not exist simply because students desire to participate in sports. The CIF utilizes the volunteer services of over 10,000 persons who are charged with the task of ensuring effective athletic programs for all of the public, private, and parochial high schools of the state.

As a result of effective planning, sound program administration, and a determination to support the philosophy that all student-athletes in our state should be provided with equal participation opportunities, the CIF has propelled California into uncontested leadership in the nurturing of outstanding athletes. Former and current California high school athletes hold more national records than do students from any other state — and our youngsters continue to be highly recruited by top-notch universities across the country. Many of the names are legend — Amy Alcott, Rick Monday, Bill Walton, Pat Haden, John McKay, Scott McGregor, Ron Cuccia, Jill Sterkel, Sherri Howard; all former CIF athletes, all outstanding men and women of whom Californians can be proud.

Although the CIF has been serving California youth for nearly 70 years and can boast of having over four million "alumni," many are unaware of the diversity of CIF administrative responsibility. Day-to-day activities of the CIF state office in Fullerton include enforcing regulations, establishing state calendars of events, arranging and supervising state championships in four sports, maintaining individual and team sports records, providing publicity to the media, publishing the *State News*, and maintaining legal and insurance services which ensure the very existence of prep sports. In addition, 10 section commissioners throughout the state maintain full-time schedules to ensure that prep athletic events in their areas are operated effectively, safely, and consistently.

The support of the California public has been responsible for the success and expansion of California athletic programs for 72 years. With the continued cooperation and dedication of school superintendents, principals, and athletic directors, as well as the keen interest of over one-half million students and their families each year, the future of prep sports would appear to be bright and healthy. The CIF urges you to lend your support to our young student-athletes by attending high school sporting events in your community on a regular basis. The CIF welcomes you to this championship event; a showcase of some of our finest young California athletes — our nation's future leaders.




# CIF/REEBOK TRACK CHAMPIONSHIPS

## 1989 STATE MEET OFFICIALS

<b>Meet Director</b>	Dean Crowley	<b>Wind Gauge Operator</b>	Dutch Dotterer
<b>Meet Manager</b>	Earl Engman	<b>Coaches' Corner</b>	Lanny Carter/Bob Gunther
<b>Assistant Meet Managers</b>	Paul Bodenshot/Bob McGuire	<b>Director Hurdle Crew</b>	Ken Cronquist
<b>Director of Publicity</b>	Ron Fremont	<b>Director Field Event Crew</b>	Doug Todd
<b>Program Editor</b>	Ron Fremont	<b>Director Block Crew</b>	Marge Fulton/Carlotta Shupp/Ruby Olsen
<b>Starter (Boys)</b>	Walt Smith	<b>Trainer</b>	Cerritos College
<b>Starter (Girls)</b>	Jack Brisacher	<b>Boys' Pole Vault</b>	Rick Foster/Jim Slocum
<b>Recall Starter (Accutrack)</b>	Ron Battle	<b>Boys' and Girls' High Jump</b>	Ralph Clarkson/Jim Leahy
<b>Meet Referee</b>	Larry Arason	<b>Boys' and Girls' Shot Put</b>	Barbara De Groot/Hugo De Groot/ Roger Van Pelt
<b>Clerk of Course</b>	Wylie Carlyle	<b>Boys' and Girls' Discus</b>	Scott Hudson/Eric Hudson/Scott Duncan
<b>Assistant Clerks of Course</b>	Bruce Nelson/Johnny Lueras	<b>Boys' Long Jump/Triple Jump</b>	Gary Brooks/Al Leonard/Jim Carson
<b>Announcer</b>	Sandy Berman	<b>Girls' Long Jump/Triple Jump</b>	Joe Torres/Nancy Norton/Harriet Opsahl/ Epi Torres
<b>Recorder</b>	Julie Bellah	<b>Inspectors</b>	Alan Amundeson/Nate Burlingham/ Gene Costanzo/Leo Costanzo/Jim D'Amore/ Bill Garner/Jack Garner/Hal Gies/ Bill Mocnik/Preston O'Neil/Martin Olson/ Jacque Osborn/Saul Pacheco/Al Pina/ Eugene Stemm/Jerry Springer
<b>Seeding (Prelims)</b>	Don Chadez	<b>Timers/Pickers</b>	Dave Baker/Vodie Bates/Richard Brown/ Suzanne Bruins/Ted Bruins/Leon Foreman/ Eddie Hackett/Paul Mahoney/Sie Mao/Jim Storms/ Juliette Sutton/Mike Taylor/Wesley Taylor/ Irv Ward/Connie Corn/Paiva Jusionis/Janet Long
<b>Seeding (Finals)</b>	Harry Dolen/Sandy Duncan	<b>Jury of Appeals</b>	Larry Arason/Dave Dodson/Marty Growden/ Hal Harkness/Sandy Williams
<b>Accutrack</b>	Brian Springer/Barry Sacks	<b>Host of Facilities</b>	David Kamanski Head Coach Cerritos College
<b>Accutrack</b>	Joe Raya/Gary Raya	<b>Field Event Communications</b>	Don Turnbull
<b>Reader of Film</b>	Pat Raya		
<b>Finish Line Coordinator</b>	Chuck Lawrence		
<b>Head Finish Judge</b>	Sheila Burrud		
<b>Head Timer</b>	Larry Dobyys		
<b>Head Field Judge</b>	Ed Austin		
<b>Head Inspector</b>	Herman Moreno		
<b>Head Marshall</b>	Dan Reinstein		
<b>Head Weights and Measures</b>	Mike Cummins		
<b>Finance Manager</b>	Mary Lou Engman		
<b>Scorers</b>	N. Switzer/Jack Hollander/Dave Bannis/ Mose Henney		
<b>Awards</b>	Bill Ross/Mickey Bellah		

## SEE THE NATION'S BEST



Kamy Keshmiri set the national prep discus record of 225'2" at the 1987 Golden West Invitational.

### 30th Annual Golden West Invitational Track and Field Meet

June 10, 1989 4 p.m.  
Decathlon June 8 & 9.

California State University, Sacramento

The Golden West Invitational attracts the nation's best high school seniors who go on to become Olympic champions and NFL superstars.

And this year the meet has expanded to include a full field of events for its outstanding women athletes.

Celebrate track and field history at the Golden West Invitational. For ticket information call (916) 448-7707.

Presented by the Golden West Association  
and the active 20/30 Club #1 of Sacramento.

"America's foremost meet for high school seniors"

Benefiting **BIG BROTHERS/**  
**BIG SISTERS** of Sacramento







# CIF & REEBOK CONGRATULATE 1989 SCHOLAR-ATHLETES

## JACKSON AND ROOPE CHOSEN AS 1988-1989 SCHOLAR/ATHLETES

### 1988-1989 FINALISTS CIF-Reebok Scholar /Athletes

*Ashley Black*, Palos Verdes, Cross Country/Track  
*Marlo Cormier*, Newbury Park, Basketball  
*Dina DelConte*, Casa Roble Fund., Basketball  
*Leticia Ibarra*, Holtville, Volleyball


*Vicky Lan*, Ripon, Tennis  
*Sachi Oshima*, Pinewood Private, Soccer  
*Kristine Paaso*, Los Altos, Los Altos, Volleyball  
*Kimberly Po*, Miraleste, Tennis  
*Alicia R. Turner*, University, San Diego, Volleyball

*Chad Hastings Barker*, Villa Park, Water Polo  
*Grant C. Bixby*, Woodrow Wilson, Long Beach, Water Polo  
*Robert Andres Bonta*, Bella Vista, Soccer  
*Andy Capdarest*, San Rafael, Soccer

*James M. Hopkins*, Brawley Union, Football  
*James Robert Klein*, Loyola, Football  
*James William Nevelle*, Palmdale, Football  
*Richard Brian Pallow*, Mater Dei, Football  
*Steven M. Tivol*, Homestead, Water Polo


### MS. JOY JACKSON Chico Senior High School Chico, California

*Track & Field, Three Years Varsity  
4.0 Gradepoint Average  
Number One In Class Of 378  
Will Attend UCLA  
Mathematical Science/Civil Engineering Major  
18 Years Old*



### MR. CALEB ROOPE Yosemite Union High School Oakhurst, California

*Wrestling, Four Years Varsity  
4.0 Gradepoint Average  
Number One In Class Of 154  
Will Attend Azusa Pacific  
Wildlife/Environmental Biology Major  
18 Years Old*



## CALIFORNIA INTERSCHOLASTIC FEDERATION SCHOLAR-ATHLETES



Each year, the State CIF office selects two truly outstanding students as CIF and Reebok scholar/athletes of the year.

The one young man and one young woman chosen in the statewide competition must have attained full potential as both students and athletes and have maintained scholastic

and athletic records indicative of a bright, productive future.

Candidate qualifications include maintenance of a 3.70 gradepoint average, participation in varsity-level sports in California for a minimum of two years, and demonstration of good citizenship and

high degrees of personal integrity. Candidates are also required to submit recommendations from a coach, an athletic director, an academic counselor, a principal and a brief essay on *The Value of Participation In High-School Athletics*.

It is with great pride that the state CIF salutes Ms. Joy Jackson and Mr. Caleb Roope, the 1988-1989 CIF-Reebok Scholar/ Athletes Of The Year. To each of them and to all of this year's candidates---every success in your pursuit of academic and athletic excellence and thank you for your dedication to interscholastic athletic activities.





# CIF/REEBOK STATE HIGH SCHOOL TRACK AND FIELD CHAMPIONSHIPS

By Doug Speck and Ray Scofield - California Track & Running News

We are gathered this weekend at Cerritos College for one of the great celebrations in all of High School Sports, the 71st Annual CIF/Reebok California State Track and Field Championships. The state has its usual group of very successful individuals and teams, with this weekend's action putting an exciting close to another fine season in the sport.

On the Girls side in today's competition the battle for team supremacy reads like a fine mystery novel with a number of the best athletes in the nation involved in the tale to be told that will close with us crowning a team champion. Bakersfield, Muir (Pasadena), Rio Mesa (Oxnard), Hawthorne, Locke (L.A.), and St. Francis (Mountain View) have to be all considered in the Girls team picture, with these squads competing heads up in a number of individual and relay events. The Girls 100 and 200 Meters feature the nation's two quickest sprinters this spring in Angela Burnham (Rio Mesa) (11.52 100 meters and 23.49 200 meters), the Track & Field News High School Athlete of the Year, and Inger Miller (Muir) (11.53 and 23.62). Burnham is the defending State 100 and 200 champion, with the duo's sprint battles this year titanic in nature. Annette Coleman (Carlmont) (11.92 wind aided - 12.06 legal - 24.15), Charlotte Vines (San Marcos, Santa Barbara) (11.82W - 11.89), and Angela Sullivan (Serra, San Diego) (11.98 - 24.51) are other sprint threats. Four of the top five from the 1988 State Meet over 400 Meters on the Girls side return. Defending State Champion Angela Rolfe (Dorsey, L.A.) has the #2 time nationally at 54.39 with amazing Bakersfield frosh Janice Nichols #3 at 54.47. 1988 runner-up Tanya Dooley (Bret Harte, Altaville) ended up at the #2 returnee in the nation among preps this year with a time of 53.95, and has a 55.89 '89 best. Roslyn Mack (St. Francis, Mountain View), 4th last year and the Arcadia Invitational winner this campaign, has a 55.63 best. Jeanine Stewart (Duarte) has run 54.89, Shani Freeman (Crawford, San Diego) 55.19, with Kesha Marvin (Hawthorne) 5th State 1988 - 55.25 best) also the anchor on the state's quickest 400 meter relay team, a 46.46 group. In that 46.46 run Marvin outleaned the Inger Miller anchored Muir team (also at 46.46) at the finish line in the Section Finals. Janice Nichols has anchored Bakersfield to a 46.9 400 Relay, Angela Burnham has lead her Rio Mesa squad to a 47.03, with


Morse (San Diego) also quick at 47.12. At the 1600 Meter baton distance Muir has run 3:47.47, Hawthorne 3:47.78, Rio Mesa 3:48.66, St. Francis 3:49.83, and Bakersfield an unpressed 3:51.83 in winning their Section Finals. It would be very possible to have the Girls team championship come down to the 1600 Meter Relay with all of the above mentioned squads and their top individuals on the final anchor leg. Bakersfield has the most support of any of the favored teams off the track, as Melissa Weis is the Shot Put favorite (47'10½" best, #3 in nation) and will defend her State title in the Discus, where she has a 165'4" (#4 nation) best. The Girls Discus field is outstanding with Candy Roberts (Don Lugo, Chino), the winner over the nation's top throwers at Arcadia, a 167'8" best (#3 in nation), Allison Franke (Canyon, Anaheim) 160'6", Jennifer Peters (Gunn, Palo Alto) 156'1", and Debbie Cembellin (Amador Valley) 155'6". If Dawn Dumble (Bakersfield), defending State Shot Champ and Discus runner-up, had not gone down with a knee injury after a great start this season (she led the nation in shot and discus), you could just mail the State trophy to the Drillers (they tied with Rio Mesa for the 1988 title).

On the Men's side the Hawthorne Cougars are the favorites to pick up their sixth title in the last seven years, as Coach Kye Courtney's squad continues one of high school sport's amazing dynasties. The Cougars are led by arguably the state's top soph (Erik Allen 10.71w 100 meters and 21.48w 200 meters), junior (Chris Alexander 10.64 - 21.7), and senior (Curtis Conway 10.44w - 21.04) sprinters. This trio joined with 24'4½" Long Jumper, junior Anthony Smith, to record a State All-Time 400 Meter Relay best of 40.25, the #4 prep clocking ever. Conway has anchored the 3:13.05 1600 Meter Relay group with a 45.8 leg. In the 400 Meter stick event Dorsey (41.4), Washington (L.A.) (41.22), Poly (Long Beach) (41.31), and Oakland (41.31) are closest to Hawthorne. Over the 1600 Meter Relay distance Pasadena (3:13.39), Dorsey (3:14.38), Washington (3:15.45), and San Bernardino (3:15.68) are strong groups.

The Boys sprint events feature geographic diversity more interesting than in any recent year. David Laynes (Oakland) (10.52w - 10.56 legal 100 meters - 21.38 200 meters) took the big Arcadia 100

showdown, while Berry Smith (Mission San Francisco) (10.60 - 21.22) was the 200 winner there. James Stallworth (Tulare) (10.46w - 10.4 - 21.2) handled Laynes at the West Coast Relays, with Leslie Haymon (Edison, Fresno) (10.64 - 21.70) a double Section winner over Stallworth, with Tom Cook (Merced) (21.36w), Willie Clark (Wheatland) (10.4w - 21.3) looking good in the North. Insurance team points for Hawthorne may come in the 110 Meter High Hurdles from Keith Pouncy, who has run 14.19w - 14.32, and will chase John Prudenti (Justin Siena, Napa) 13.6w - 14.09 and William Henry (Arroyo Grande) 14.29. Prudenti is the state's quickest in the 300 Meter Intermediate Hurdles at 37.38, with Henry 37.51, Charles Brown (Channel Islands, Oxnard) 37.72, Tom Cook (Merced) 37.75, and Rocky Morris (A. Hill, San Jose) 37.78 close behind. The Washington (L.A.) men's team will score a good number of points, with fine relay teams, sprinter Donovan Burks (10.71 - 21.5), and 400 Meter runner Simon Jones, who was 2nd in the L.A. City Meet at 47.51 behind Beno Bryant (Dorsey) and his 46.63 (#4 prep clocking in the nation). Roosevelt Langston (Dominguez, Compton) 47.29, Tony Borquez (Alemany) 47.70, Jeff Ingalls (Agoura) 47.89, and David Stone (Arroyo Grande) 47.90 are other quick one lappers.

The Women's 100 Meter Low Hurdles will feature a quick group. Felice Lipscomb (Santa Monica) (13.56w - 13.84), LaTanya Davenport (Locke, L.A.) (14.09), Keri Sanchez (Santa Teresa, San Jose)



Keri Sanchez, Santa Teresa H.S.





Todd Lewis, Burbank H.S.

(14.15w - 14.48), and Aldora George (Upland) (14.06w - 14.21) finished in that order at the Arcadia Invitational, with Northerners Kwani Stewart (Yuba City) 13.93 and Kim Young (Madera) 13.9 strong additions to the field. In the 300 Meter Low Hurdle event Sanchez returns as the state runner-up with a 42.88 (#3 time nationally) best, with Michele Dodson (Cajon, San Bernardino) very impressive lately at 42.89 (#4 in country). Aldora George (Upland) 43.29 and Kristi Paaso (Los Altos) 43.23 are others who should place high.

Headlining the field events are a number of the nation's finest. Brent Noon (Fallbrook) has among the best marks ever achieved in the nation by an eleventh grader in the Boys Shot Put with a best of 69'8 $\frac{1}{4}$ " (note the Meet Record here of 68'4"). Joe Bailey (Wilson, Long Beach) 62'11 $\frac{1}{2}$ ", Joe Hicks (Hollister, San Bruno) 62'1", and Matt Wiley (Hemet) 60'2" have fine best puts. Juliana Yendork (Walnut), a participant for her native Ghana in the 1988 Olympics in the Long Jump, and only a sophomore, has Long Jumped 19'9" (20'4 $\frac{1}{2}$ "w) and leads the nation in the Triple Jump at 41'9 $\frac{1}{2}$ ". Yendork's Long Jump competition with Annette Coleman (Carlmont), the nation's #2 jumper at 20'0", should be a great one. Keri Sanchez (Santa Teresa) shows up here again, with a 19'9" best. In the Triple Jump Yendork will be challenged by a fine group, with Rochelle Johnson (Patrick Henry, San Diego) 40'6 $\frac{3}{4}$ ", Keri Sanchez 40'11 $\frac{1}{2}$ ", and Krystal Kirkland (Hesperia) 39'11 $\frac{1}{2}$ " very competitive. Sanchez handled all the above mentioned Triple Jumpers in the Arcadia competition. J.C. Broughton (Woodland) leads the High

School girls nationally with her 6'2 $\frac{1}{4}$ " High Jump, with the National TAC Junior Champion certainly capable of going after the Meet Record of 6'2". Defending Champion Crissy Mills (Campbell Hall, North Hollywood) and Lori Svoboda (El Dorado, Placentia), both at 5'10 $\frac{1}{4}$ ", will not give up without a battle. Lori Mertes (Chatsworth) surprised with a 5'10 $\frac{1}{2}$ " League Finals win. Four boys have cleared 7' in the High Jump this spring. Kevin Wilson (Charter Oak, Covina) has jumped 7'1", but Jim O'Sullivan (Drake, San Anselmo), with a best of 7'0 $\frac{1}{4}$ " won over Wilson at Mt. SAC, with Kevin Keane (Del La Salle, Concord) also having a 7'0 $\frac{1}{4}$ " best. Gabe Manville (Santa Rosa) won over the latter duo in the North Coast Finals at 7'0". The Men's horizontal jumps will also be good events. James Stallworth (Tulare) won the Central Section at 24'7 $\frac{3}{4}$ ", with Jerome Price (University, San Diego) also a Section titlist at 24'6 $\frac{1}{4}$ ". Anthony Smith (Hawthorne) 24'4 $\frac{1}{2}$ " and Jason Duff (Etiwanda) 24'1 $\frac{1}{2}$ " are very capable leapers. Lenny McGill (Orange Glen, Escondido) (50'4"), Phouphet Singbandith (Magnolia, Anaheim) (50'3"), DeAndre Roberson (West Bakersfield) (50'2 $\frac{1}{2}$ " ), and Russell White (Crespi, Encino) 49'7" are the state's best Boys Triple Jumpers. Derrick Stephens (Bakersfield) won the big Arcadia Invitational Boys Discus showdown with his seasonal best of 189'10". John Gallagher (Palm Desert) 189'8", John Hurley (Rio Linda) 186'4", Jamie Presser (Cupertino) 186'2", Brent Noon (Fallbrook) 185'4", and James Nevelle (Palmdale) 184'3" follow closely. In the Boys Pole Vault Tim Post (Modesto) has a 15'6" best, with Brian Chase (Granite Hills, El Cajon) 15'5", Eric Whitcomb (Valencia, Placentia) 15'4", Dan Wheeler (Nevada Union, Grass Valley) 15'2 $\frac{1}{2}$ " leading four others with bests of over 15'0" this spring.

The State's distance runners are as a group the best in the country once again. Karen Hecox (South Hills, West Covina), the nation's top returning two miler and defending State Champion over 3200 meters has made an interesting choice in dropping that event and challenging Kira Johnson (Rancho Buena Vista, Vista) over 1600 Meters. Kira, is a two-time Kinney National Cross Country Champion while competing unattached and has won the State 1600 Meter title the last two years. Hecox comfortably handled Jorgensen over 1600 Meters in April in winning the Arcadia Invitational in 4:53.90 (#2 mark nationally), but Jorgensen has moved into the national lead at 4:53.66 since, with the clash between these two young ladies something very special. Beth Bartholomew (Fremont, Sunnyvale) 4:57.74, Shelly

Taylor (Edison, Huntington Beach) 4:59.25, and Evie Barry (Santa Teresa) 5:00.38 are others who can improve their best times. The Women's 800 Meters will feature the hard early pace of Becky Spies (Livermore), the #3 runner nationally at 2:11.6, the finishing ability of Kim Toney (Atascadero), who won the Southern Section at 2:11.23 (#2 mark in the country) and has run 56.31 for 400 meters, and the overall strength of defending champion, Kathi Roldan (Mt. Whitney, Visalia) 2:12.16 (#4 time nationally). In the Girls 3200 Meters Rayna Cervantes (Montebello), the 1988 State runner-up, will try to move into the winner's circle with a 10:32.89 best (#2 nationally), with Jamie Park (Santa Barbara) 10:34.71 (#4 in the country), and Deena Drossin (Agoura) 10:41.37, closest on the stopwatch. Kira Jorgensen will double back in the 3200.

The Men's Distance events are also loaded. The 3200 Meter favorite is David Welsh (Jesuit, Sacramento) who rebounded from a third in the Arcadia 3200 Meters to win at Mt. SAC in a nation-leading 8:23.11 for 3000 Meters, and has speed to burn with a 1:53.90 800 meter best. Bryan Dameworth (Agoura) beat all the top athletes with his win at Arcadia in 9:03.62 for 3200 meters (#2 time nationally), with Mike Williamson (Thousand Oaks) 9:07.41, Jimmy Rodriguez (Santa Ana Valley) 9:08.16, and Craig Lawson (Granda Hills) 9:11.63, an upset winner over Martin Morales (Wilson, L.A.) (9:06.65 seasonal best), in the L.A. Finals. In the Boys 1600, Coley Candaele (Carpinteria), a powerful junior with 400 meter relay splits in the low 48 second range, showed Todd Lewis (Burbank) 4:10.77, that the pace cannot lag, as Candaele finished in 58.7 for the final 400 in his 4:10.54 win over Todd in the Southern Section Finals. Eddie Lavelle (Corona del Mar) 4:11.94, Mike Nielsen (Mater Dei, Santa Ana) 4:12.24, Louis Quintana (Arroyo Grande), the nation's best soph distance runner at 4:12.24, and Francis O'Neill (San Pasqual, Escondido) 4:12.89, are all fine prep four lappers. Candaele is also entered in the 800 Meters, where he blasted past the Southern Section's best on the final stretch to record a 1:51.58 (#3 clocking in nation) win over Doug Nichols (Edison, Huntington Beach) 1:51.94, with Morgan Bateman (Crescenta Valley) 1:52.37, Francis O'Neill (San Pasqual) 1:52.40, and Troy Collins (Hemet) 1:52.54 other quick athletes from the South. From north of the Tehachapi's impressive 1988 State runner-up Gordon Johnson (Piedmont) (1:52.2) appears totally recovered from a serious winter illness with Egan Titus (Clovis) (1:53.11) looking very strong in his Central Section win.



# Welcome to the 1989 CIF/REEBOK State High School Track and Field Championships



All Photos by Burt Davis  
California Track & Running News

## *Schedule of Events*



### BOYS DISCUS

Prelim: 3:00 p.m.-Fri. Final: 5:00 p.m.-Sat.

Records - National: 224-03.0 Kamy Keshmiri, Reno, NV 1987  
 State: 203-04.0 Brian Blutreich, Mission Viejo (Capo Valley) 1985

#	Name	Gr. School	Sect.	Prev. Mark	Pos.	Place	Mark
46	Jason Wallace	12 Birmingham	LA	98-01.0	1	_____	_____
24	Alex Flores	12 Lincoln	LA	99-02.0	2	_____	_____
45	Oscar Tavera	12 Roosevelt	LA	109-08.0	3	_____	_____
44	Francisco Verduzco	12 Roosevelt	LA	113-01.5	4	_____	_____
140	Ronnie Villar	12 Galileo	SF	141-05.5	5	_____	_____
341	Mike Robers	12 Paradise	NO	151-01.0	6	_____	_____
433	Jon Greer	12 Concord	NC	155-04.0	7	_____	_____
432	Larry Truehill	11 Tennyson	NC	158-08.0	8	_____	_____
369	Randy Herron	12 Beyer	SJ	159-05.0	9	_____	_____
527	Steve Pitts	12 San Pasqual	SD	161-00.0	10	_____	_____
526	John Cummings	12 Clairemont	SD	163-05.0	11	_____	_____
257	Matt Wiley	12 Hemet	SS	168-09.0	12	_____	_____
368	John Hurley	12 Rio Linda	SJ	169-02.0	13	_____	_____
431	Jeff Krieger	12 Northgate	NC	169-04.0	14	_____	_____
367	Jason Ford	12 Casa Roble	SJ	169-05.0	15	_____	_____
256	Greg Hodel	11 Don Lugo	SS	170-01.0	16	_____	_____
430	Jason Sisneros	11 James Logan	NC	170-05.0	17	_____	_____
131	Matt Karsevar	11 Clovis	CE	171-05.0	18	_____	_____
130	Jon Frank	11 Bakersfield	CE	172-07.0	19	_____	_____
88	Mike Gonzalez	12 Gunderson	CC	176-07.0	20	_____	_____
87	Jamie Presser	12 Cupertino	CC	181-00.0	21	_____	_____
255	Robert Clark	12 Walnut	SS	181-00.0	22	_____	_____
70	John Fowler	12 Los Altos	CC	182-01.0	23	_____	_____
254	Jim Nevelle	12 Palmdale	SS	184-03.0	24	_____	_____
129	Derrick Stevens	12 Bakersfield	CE	185-02.0	25	_____	_____
511	Brent Noon	11 Fallbrook	SD	185-04.0	26	_____	_____
253	John Gallagher	12 Palm Desert	SS	189-03.0	27	_____	_____



John Gallagher, Palm Desert High School  
 Photo by Burt Davis, California Track and Running News

### GIRLS SHOT PUT

Prelim: 4:00 p.m.-Fri. Final: 5:00 p.m.-Sat.

Records - National: 53-07.75 Natalie Kaalawahia, Fullerton, CA 1983  
 State: 52-07.5 Natalie Kaalawahia, Fullerton, CA 1983

#	Name	Gr. School	Sect.	Prev. Mark	Pos.	Place	Mark
113	Jo Cirker	11 Lincoln	SF	32-01.25	1	_____	_____
294	Leslie Wollery	9 West Valley	NO	34-08.5	2	_____	_____
62	Rosa Dominguez	12 Verdugo Hills	LA	35-07.5	3	_____	_____
24	Annie Lovett	11 Sanger	CE	36-00.0	4	_____	_____
61	Wendy Bryant	10 Bell	LA	36-00.0	5	_____	_____
120	Tish Gaymon	11 Skyline	OK	36-05.0	6	_____	_____
55	Lori Mertes	11 Chatsworth	LA	36-09.5	7	_____	_____
386	Mike Hilaire	10 Pittsburg	NC	36-09.5	8	_____	_____
385	Debbie Leathan	12 James Logan	NC	37-00.25	9	_____	_____
23	Elena Carmona	11 McFarland	CE	37-03.5	10	_____	_____
384	Carrin Hombberger	12 Del Norte	NC	37-04.25	11	_____	_____
60	Erin McConahey	12 Van Nuys	LA	37-10.75	12	_____	_____
466	Mulu Tosi	12 Morse	SD	38-11.75	13	_____	_____
383	Julie DeJarlais	12 Las Loman	NC	39-01.0	14	_____	_____
339	Tanisha Huddleston	10 Merced	SJ	39-08.0	15	_____	_____
465	Gerry Misa	12 Madison	SD	39-08.5	16	_____	_____
81	Agnus Latu	11 San Mateo	CC	39-09.0	17	_____	_____
245	Mary Guinan	12 Hesperia	SS	40-03.0	18	_____	_____
244	Tracy Meadors	12 Kern Valley	SS	40-03.25	19	_____	_____
338	Latesia Taylor	12 Luther Burbank	SJ	41-00.05	20	_____	_____
243	Leslee Briggs	12 Edison	SS	41-02.5	21	_____	_____
242	Beverly Oden	12 Irvine	SS	41-03.75	22	_____	_____
337	Danyl Mitchell	11 Vallejo	SJ	41-06.75	23	_____	_____
80	Christy Bruno	12 North Monterey	CC	41-10.0	24	_____	_____
79	Shannon Parker	12 St. Francis	CC	42-02.0	25	_____	_____
464	Jennifer Viavia	12 Madison	SD	42-08.25	26	_____	_____
241	Angela Arrington	11 Palmdale	SS	43-05.5	27	_____	_____
22	Melisa Weis	11 Bakersfield	CE	47-10.25	28	_____	_____



# CIF/Reebok

## CALIFORNIA HIGH SCHOOL CHAMPIONSHIPS

### GIRLS HIGH JUMP

### GIRLS LONG JUMP

Prelim: 4:00 p.m. - Fri.      Final: 5:00 p.m. - Sat.

Prelim: 4:00 p.m. - Fri.      Final: 5:00 p.m. - Sat.

Records - National: 6-02.75 Latrese Johnson, Clovis, CA      1985  
 State: 6-02.0 Latrese Johnson, Clovis      1985

Records - National: 22-01.75 Kathy McMillian, Raeford, NC (Hoke County)      1976  
 State: 20-09.75 Wendy Brown, Woodside      1984

#	Name	Gr. School	Sect.	Prev. Mark	Pos.	Place	Mark
111	Michelle Jules	10 McAteer	SF	5-01.0	1	_____	_____
52	Jackie Foreman	11 Locke	LA	5-02.0	2	_____	_____
118	Lisa Shavies	11 Oakland Tech.	OK	5-02.0	3	_____	_____
458	Jenny Delroy	12 Mission Bay	SD	5-02.0	4	_____	_____
19	Jennifer McKeighen	11 Sierra	CE	5-03.0	5	_____	_____
232	Jennifer Stewart	11 Notre Dame (SO)	SS	5-04.0	6	_____	_____
230	Elizabeth Bauer	12 Foothill	SS	5-04.0	7	_____	_____
231	Marilyn Cragin	12 Miraleste	SS	5-04.0	8	_____	_____
291	Jeni Oxford	11 West Valley	NO	5-04.0	9	_____	_____
377	Carrie Dial	12 College Park	NC	5-04.0	10	_____	_____
456	Christy Kurras	11 Poway	SD	5-04.0	11	_____	_____
457	Melanie Williams	9 Mt. Carmel	SD	5-04.0	12	_____	_____
17	Cozette Lawndes	12 Hoover	CE	5-05.0	13	_____	_____
18	Karis Gardner	10 Sierra	CE	5-05.0	14	_____	_____
55	Lori Mertes	11 Chatsworth	LA	5-05.0	15	_____	_____
56	S. Beauchamp	12 Grant	LA	5-05.0	16	_____	_____
73	Chi Johnson	12 Menlo-Atherton	CC	5-05.0	17	_____	_____
75	Tara Raquinio	12 King City	CC	5-05.0	18	_____	_____
376	Renee Sandberg	12 Amador Valley	NC	5-05.0	19	_____	_____
38	Melanie Clarke	12 El Camino Real	LA	5-06.0	20	_____	_____
72	Robin Campagna	12 Mountain View	CC	5-06.0	21	_____	_____
229	Lori Svdoda	12 El Dorado	SS	5-06.0	22	_____	_____
331	Nataly Barker	12 Colfax	SJ	5-06.0	23	_____	_____
330	Cindy Harmon	11 Oak Ridge	SJ	5-06.0	24	_____	_____
375	Catrina Bindel	10 Eureka	NC	5-06.0	25	_____	_____
374	Jackie Hurt	11 Analy	NC	5-07.0	26	_____	_____
228	Crissy Mills	11 Campbell Hall	SS	5-08.0	27	_____	_____
329	JC Broughton	12 Woodland	SJ	6-00.0	28	_____	_____

#	Name	Gr. School	Sect.	Prev. Mark	Pos.	Place	Mark
119	Erin Cleary	11 Skyline	OK	15-10.5	1	_____	_____
371	Nancy Romweber	12 Piedmont	NC	17-00.5	2	_____	_____
59	Charlotte McCoy	12 Fremont	LA	17-03.0	3	_____	_____
334	Martha Atkinson	12 Napa	SJ	17-04.25	4	_____	_____
461	Francine Wada	12 Hilltop	SD	17-04.25	5	_____	_____
333	Tashanda Lewis	10 Mesa Verde	SJ	17-06.5	6	_____	_____
237	Allison Axtell	11 Mission Viejo	SS	17-06.75	7	_____	_____
54	Feltina Means	11 Van Nuys	LA	17-07.0	8	_____	_____
58	Nita Noel	11 Washington	LA	17-07.25	9	_____	_____
14	Kim Young	12 Madera	CE	17-08.75	10	_____	_____
236	Allison Franke	12 Canyon (Anaheim)	SS	17-08.75	11	_____	_____
20	Tannel House	10 Hoover	CE	17-09.0	12	_____	_____
2	Nitra Young	10 Tulare	CE	17-09.25	13	_____	_____
235	Melissa McDonald	10 Mater Dei	SS	17-10.25	14	_____	_____
460	Rochelle Johnson	12 Patrick Henry	SD	17-10.25	15	_____	_____
459	Nedra Dillon	12 Mission Bay	SD	18-01.0	16	_____	_____
234	Lisa Leslie	11 Morningside	SS	18-01.25	17	_____	_____
380	Darcy Horn	10 Acalanes	NC	18-01.5	18	_____	_____
379	Stefanie Hanf	10 Ygnacio Valley	NC	18-02.0	19	_____	_____
57	Lynette Christian	12 Dorsey	LA	18-03.25	20	_____	_____
292	Anne Messina	12 Modoc	NO	18-06.5	21	_____	_____
104	Yolanda Burton	12 McAteer	SF	18-08.5	22	_____	_____
332	Angie Scott	10 Cordova	SJ	18-09.0	23	_____	_____
77	M Veltman	12 Leland	CC	18-10.5	24	_____	_____
378	Aney Mitchell	10 Rancho Cotate	NC	19-01.75	25	_____	_____
69	Keri Sanchez	10 Santa Teresa	CC	19-05.0	26	_____	_____
233	Juliana Yendork	10 Walnut	SS	19-09.0	27	_____	_____
76	Annette Coleman	12 Carlmont	CC	19-10.0	28	_____	_____



Crissy Mills, Campbell Hall High School  
 Photo by Burt Davis, California Track and Running News



### BOYS LONG JUMP

Prelim: 4:00 p.m.-Fri. Final: 5:00 p.m.-Sat.

Records - National: 25-09.5 Gerald Hardeman, Fresno, CA (Edison) 1972  
 State: 25-04.5 Jerry Procter (John Muir) 1967

#	Name	Gr.	School	Sect.	Prev. Mark	Pos.	Place	Mark
152	Ed Hawkins	12	Oakland	OK	19-08.75	1	_____	_____
144	Reynard Rutherford	10	McAteer	SF	21-07.5	2	_____	_____
18	David Erhardt	10	Canoga Park	LA	22-00.25	3	_____	_____
5	Christopher Roulier	12	Carson	LA	22-01.0	4	_____	_____
452	Felix Wright	12	Hayward	NC	22-03.75	5	_____	_____
17	Derril White	12	Monroe	LA	22-04.0	6	_____	_____
451	Steve Simon	12	Cardinal Newman	NC	22-0.5	7	_____	_____
16	Sharrieff Shah	12	Dorsey	LA	22-05.75	8	_____	_____
450	Rague Belina	10	De La Salle	NC	22-06.0	9	_____	_____
507	Glen Reyes	12	Orange Glen	SD	22-07.25	10	_____	_____
65	Phu Nguyen	12	Fremont Christian	CC	22-07.5	11	_____	_____
64	Joey Bush	12	Willow Glen	CC	22-08.0	12	_____	_____
63	Mike Jones	11	Santa Cruz	CC	22-09.0	13	_____	_____
107	Kenny Chapman	12	Tulare	CE	22-10.0	14	_____	_____
106	Erin Bailey	12	Foothill	CE	22-10.5	15	_____	_____
383	Mike Archer	12	Center	SJ	22-11.0	16	_____	_____
280	Nathan Campbell	12	Perris	SS	22-11.75	17	_____	_____
382	Charles Satcher	12	Hogan	SJ	22-11.75	18	_____	_____
332	Derrick Smith	12	Wheatland	NO	23-01.0	19	_____	_____
381	James Johnson	11	Grant	SJ	23-01.0	20	_____	_____
336	Rich Laccay	12	Moreau	NC	23-02.5	21	_____	_____
279	Derek Woodard	12	Brentwood	SS	23-03.5	22	_____	_____
229	Russell White	12	Crespi	SS	23-04.25	23	_____	_____
278	Anthony Smith	11	Hawthorne	SS	23-05.25	24	_____	_____
506	Tom Brown	12	Castle Park	SD	23-05.75	25	_____	_____
277	Jason Duff	11	Etiwanda	SS	23-07.5	26	_____	_____
505	Jerome Price	11	University City	SD	24-06.25	27	_____	_____
105	James Stallworth	12	Tulare	CE	24-07.75	28	_____	_____

### BOYS POLE VAULT

Prelim: 4:00 p.m.-Fri. Final: 5:00 p.m.-Sat.

Records - National: 17-09.5 Joe Dial, Marlow, OK 1981  
 State: 17-00.5 Anthony Curran, Encino (Crespi) 1978

#	Name	Gr.	School	Sect.	Prev. Mark	Pos.	Place	Mark
142	Phillip Lyons	12	McAteer	SF	10-00.0	1	_____	_____
101	Brad Maberry	11	Bakersfield	CE	13-06.0	2	_____	_____
10	Rejesh Chauhan	12	Taft	LA	13-09.0	3	_____	_____
11	Andrew Sahanaja	12	Eagle Rock	LA	13-09.0	4	_____	_____
445	JD Lenzen	11	James Logan	NC	13-09.0	5	_____	_____
9	Greg Sheets	12	Taft	LA	14-00.0	6	_____	_____
59	Ed Lasquette	10	Mt. Pleasant	CC	14-00.0	7	_____	_____
100	Frank Sexton	12	Clovis	CE	14-00.0	8	_____	_____
271	Scott Tetreault	10	Arroyo Grande	SS	14-00.0	9	_____	_____
444	Scott Betts	12	Fortuna	NC	14-00.0	10	_____	_____
501	Ed Degan	12	San Marcos	SD	14-00.0	11	_____	_____
8	Kelly Hernandez	12	Polytechnic	LA	14-03.0	12	_____	_____
99	Mike Garcia	11	Coalinga	CE	14-03.0	13	_____	_____
443	Josh Freeman	11	De La Salle	NC	14-03.0	14	_____	_____
58	Kent Kappen	12	Los Gatos	CC	14-04.0	15	_____	_____
269	Greg Wiler	12	Rolling Hills	SS	14-04.0	16	_____	_____
270	Sean Rogan	12	Irvine	SS	14-04.0	17	_____	_____
500	Wes Stephens	11	Orange Glen	SD	14-04.0	18	_____	_____
231	Jeremy Moore	12	Yreka	NO	14-06.0	19	_____	_____
442	Chris Daily	11	Ygnacio Valley	NC	14-06.0	20	_____	_____
268	Tim Camillo	12	Leuzinger	SS	14-08.0	21	_____	_____
377	Blake Burnett	12	Manteca	SJ	14-09.0	22	_____	_____
57	Jim Lawrence	12	Del Mar	CC	15-00.0	23	_____	_____
376	Tim Post	12	Modesto	SJ	15-00.0	24	_____	_____
375	Dan Wheeler	12	Nevada Union	SJ	15-02.5	25	_____	_____
267	Eric Whitcomb	12	Valencia	SS	15-04.0	26	_____	_____
499	Brian Chase	12	Granite Hills	SD	15-05.0	27	_____	_____



Mike Garcia, Coalinga High School

411  
345  
28  
248  
63  
485  
99



### GIRLS 400m RELAY

Prelim: 5:00 p.m.-Fri. Final: 6:00 p.m.-Sat.

Records - National: 45.11 Hawthorne, CA 1985  
 State: 45.13 Berkeley 1981

#	Name	School	Prev. Sect.	Mark	Pos.	Place	Mark
					1	---	---
115	Washington	Washington	SF	52.54	2	---	---
65	Washington	Washington	LA	49.16	3	---	---
252	Santa Monica	Santa Monica	SS	47.76	4	---	---
483	Morse	Morse	SD	47.12	5	---	---
251	St. Bernard	St. Bernard	SS	47.74	6	---	---
409	Bishop O'Dowd	Bishop O'Dowd	NC	48.87	7	---	---
289	Oakland	Oakland	OK	49.54	8	---	---
					9	---	---
					1	---	---
301	Chico	Chico	NO	50.44	2	---	---
410	Holy Names	Holy Names	NC	49.27	3	---	---
98	St. Francis	St. Francis	CC	47.86	4	---	---
249	Muir	Muir	SS	46.46	5	---	---
27	Bakersfield	Bakersfield	CE	47.37	6	---	---
343	Cordova	Cordova	SJ	48.50	7	---	---
66	San Pedro	San Pedro	LA	49.51	8	---	---
					9	---	---
					1	---	---
412	Clayton Valley	Clayton Valley	NC	50.28	2	---	---
344	Vallejo	Vallejo	SJ	49.30	3	---	---
484	Mt. Carmel	Mt. Carmel	SD	47.87	4	---	---
250	Rio Mesa	Rio Mesa	SS	47.03	5	---	---
64	Dorsey	Dorsey	LA	47.34	6	---	---
29	Clovis	Clovis	CE	48.56	7	---	---
100	Mt. Pleasant	Mt. Pleasant	CC	49.50	8	---	---
					9	---	---
					1	---	---
411	San Ramon	San Ramon	NC	50.09	2	---	---
345	Merced	Merced	SJ	49.37	3	---	---
28	Edison	Edison	CE	48.07	4	---	---
248	Hawthorne	Hawthorne	SS	46.46	5	---	---
63	Locke	Locke	LA	47.34	6	---	---
485	Patrick Henry	Patrick Henry	SD	48.26	7	---	---
99	Independence	Independence	CC	49.49	8	---	---
					9	---	---

### BOYS 400m RELAY

Prelim: 5:12 p.m.-Fri. Final: 6:05 p.m.-Sat.

Records - National: 40.0 Austin Reagan HS, TX 1988  
 State: 40.78 Muir, Pasadena 1985

#	Name	School	Prev. Sect.	Mark	Pos.	Place	Mark
					1	---	---
462	Richmond	Richmond	NC	42.84	2	---	---
50	Canoga Park	Canoga Park	LA	42.34	3	---	---
291	Lynwood	Lynwood	SS	41.64	4	---	---
288	Hawthorne	Hawthorne	SS	40.25	5	---	---
154	Oakland	Oakland	OK	41.64	6	---	---
530	Lincoln Prep	Lincoln	SD	42.30	7	---	---
390	Merced	Merced	SJ	42.65	8	---	---
					9	---	---
					1	---	---
391	Vallejo	Vallejo	SJ	42.87	2	---	---
460	Pittsburg	Pittsburg	NC	42.44	3	---	---
49	Carson	Carson	LA	41.74	4	---	---
133	Bakersfield	Bakersfield	CE	41.09	5	---	---
290	Dominguez	Dominguez	SS	41.63	6	---	---
529	Morse	Morse	SD	42.28	7	---	---
91	Santa Cruz	Santa Cruz	CC	42.72	8	---	---
					9	---	---
					1	---	---
146	Lincoln	Lincoln	SF	42.94	2	---	---
389	Vally	Valley	SJ	42.42	3	---	---
292	Muir	Muir	SS	41.94	4	---	---
47	Dorsey	Dorsey	LA	41.24	5	---	---
132	Tulare	Tulare	CE	41.61	6	---	---
89	Roirdan	Riordan	CC	42.28	7	---	---
461	James Logan	James Logan	NC	42.84	8	---	---
					9	---	---
					1	---	---
463	Moreau	Moreau	NC	43.14	2	---	---
90	Oak Grove	Oak Grove	CC	42.14	3	---	---
134	Edison	Edison	CE	42.04	4	---	---
48	Washington	Washington	LA	41.44	5	---	---
298	Long Beach Poly	Long Beach Poly	SS	41.45	6	---	---
528	Poway	Poway	SD	42.26	7	---	---
342	Wheatland	Wheatland	NO	42.54	8	---	---
					9	---	---



# CIF/Reebok

CALIFORNIA HIGH SCHOOL CHAMPIONSHIPS

## GIRLS 1600m RUN

Prelim: 5:24 p.m. - Fri.      Final: 6:10 p.m. - Sat.

**Records - National:** 4:39.92 Polly Plumer, Irvine, CA (University)      1982  
**State:** 4:39.92 Polly Plumer, Irvine (University)      1982


#	Name	Gr.	School	Sect.	Prev. Mark	Pos.	Place	Mark
405	Janette Vollmer	11	Ft. Bragg	NC	5:09.48	1	_____	_____
481	Michele Keim	12	San Pasqual	SD	5:06.24	2	_____	_____
214	Nicole Robbins	11	Hesperia	SS	5:03.39	3	_____	_____
211	Karen Hecox	11	South Hills	SS	5:01.45	4	_____	_____
90	Beth Bartholomew	12	Fremont	CC	4:57.74	5	_____	_____
93	Evie Barry	12	Santa Teresa	CC	5:00.38	6	_____	_____
480	Mira Hornbacher	9	Rancho Buena Vista	SD	5:03.04	7	_____	_____
299	Krissy Look	9	Nova	NO	5:06.20	8	_____	_____
404	Melissa Freeberg	10	California	NC	5:07.24	9	_____	_____
321	Amy Davidson	9	Bret Harte	SJ	5:10.30	10	_____	_____
322	Jennifer Hewitson	11	Bella Vista	SJ	5:10.83	11	_____	_____
107	Lisa Lopez	10	Balboa	SF	5:14.70	12	_____	_____
44	Rachel Trujillo	12	Belmont	LA	5:19.18	13	_____	_____
124	Tsega Asefaha	12	Oakland	OK	5:47.06	14	_____	_____
403	Michele Ferguson	11	Piner	NC	5:09.85	1	_____	_____
10	Lori Miller	9	North Bakersfield	CE	5:06.86	2	_____	_____
43	Rosetta Hunter	11	Locke	LA	5:04.98	3	_____	_____
212	Nikki Shaw	9	Fillmore	SS	5:01.93	4	_____	_____
479	Kira Jorgensen	12	Rancho Buena Vista	SD	4:58.26	5	_____	_____
210	Shelly Taylor	9	Edison	SS	4:59.25	6	_____	_____
213	Bernice Santoyo	9	Mountain View	SS	5:02.52	7	_____	_____
402	Sarah Riley	10	Campolindo	NC	5:05.05	8	_____	_____
9	Norma Cuellar	11	Redwood	CE	5:07.08	9	_____	_____
320	Jennifer Homan	11	Nevada Union	SJ	5:10.10	10	_____	_____
94	Maria Solorio	10	Overfelt	CC	5:11.52	11	_____	_____
11	Maryann Martinez	11	Foothill	CE	5:13.22	12	_____	_____
45	Claudia Ortega	12	Garfield	LA	5:22.29	13	_____	_____
46	Lucrecia Mendoza	12	Banning	LA	5:29.83	14	_____	_____

## GIRLS DISCUS

Prelim: 6:00 p.m. - Fri.      Final: 7:00 p.m. - Sat.

**Records - National:** 176-04.0 Cindy Johnson, Chandler, AZ      1982  
**State:** 172-11.0 Leslie Deniz, Gridley      1980

#	Name	Gr.	School	Sect.	Prev. Mark	Pos.	Place	Mark
114	Hilary Byrde	10	Galileo	SF	99-11.0	1	_____	_____
295	Debbie Mello	12	Enterprise	NO	124-06.0	2	_____	_____
26	Stephanie Rhodes	10	Reedley	CE	127-00.0	3	_____	_____
25	Suzy Jost	11	Immanuel	CE	127-11.0	4	_____	_____
342	Annette Kailihiwa	10	Loretto	SJ	131-02.0	5	_____	_____
388	Vicki Garcia	9	Amador Valley	NC	132-03.0	6	_____	_____
341	Stephanie Halerow	11	Vintage	SJ	132-05.0	7	_____	_____
84	Jean Rush	12	Milpitas	CC	134-01.0	8	_____	_____
247	Kimya Phillips	12	Walnut	SS	134-10.0	9	_____	_____
469	Christine Oleksow	12	Monte Vista	SD	135-00.0	10	_____	_____
385	Debbie Leathan	12	James Logan	NC	135-01.0	11	_____	_____
468	Kecha Fowlkes	12	Oceanside	SD	135-08.0	12	_____	_____
467	Tiffany Anderson	12	kearny	SD	137-06.0	13	_____	_____
83	Katie McCandless	12	Watsonville	CC	138-03.0	14	_____	_____
241	Angela Arrington	11	Palmdale	SS	138-10.0	15	_____	_____
340	Connie Speshert	12	Vintage	SJ	140-00.0	16	_____	_____
383	Julie DeJarlais	12	Las Lomas	NC	140-05.0	17	_____	_____
244	Tracy Meadors	12	Kern Valley	SS	144-06.0	18	_____	_____
82	Jenny Peters	12	Gunn	CC	152-00.0	19	_____	_____
246	Candy Roberts	12	Don Lugo	SS	152-02.0	20	_____	_____
236	Allison Franke	12	Canyon (Anaheim)	SS	153-11.0	21	_____	_____
387	Debbie Cembellin	12	Amador Valley	NC	155-06.0	22	_____	_____
22	Melisa Weis	11	Bakersfield	CE	159-08.0	23	_____	_____



Allison Franke, Canyon High School (Anaheim)  
 Photo by Burt Davis, California Track and Running News



### BOYS 1600m RUN

Prelim: 5:38 p.m.-Fri. Final: 6:20 p.m.-Sat.

Records - National: 3:58.30 Jim Ryun, Wichita, KS East 1965  
 State: 4:05.4 Mark Schilling, Garden Grove 1972

#	Name	Gr.	School	Sect.	Prev. Mark	Pos.	Place	Mark
422	Eli Ricca	12	Arcata	NC	4:20.96	1	_____	_____
81	Matt Ringer	11	Homestead	CC	4:18.73	2	_____	_____
36	Danny Jordan	11	Venice	LA	4:16.43	3	_____	_____
520	Francis O'Neill	12	San Pasqual	SD	4:14.09	4	_____	_____
239	Coley Candaele	11	Carpinteria	SS	4:10.54	5	_____	_____
246	Ed Lavelle	12	Corona Del Mar	CC	4:13.16	6	_____	_____
123	Max Guardiola	12	Tulare	CE	4:15.71	7	_____	_____
38	Natividad Gaona	12	Belmont	LA	4:17.78	8	_____	_____
362	James Johnson	11	Jesuit	SJ	4:20.17	9	_____	_____
363	Yored Berhane	12	Sonora	SJ	4:22.06	10	_____	_____
82	Ed Engler	12	Bellarmine	CC	4:22.71	11	_____	_____
339	Alvaro Luna	12	Corning	NO	4:23.60	12	_____	_____
125	Johnny Samamego	11	McFarland	CE	4:24.00	13	_____	_____
138	Norman Mitchell	10	Galileo	SF	4:35.97	14	_____	_____
423	Andy Price	12	Santa Rosa	NC	4:21.73	1	_____	_____
39	Jose Padilla	12	Roosevelt	LA	4:19.79	2	_____	_____
37	Brian Gastelum	11	Birmingham	LA	4:17.29	3	_____	_____
247	Louie Quintana	10	Arroyo Grande	SS	4:14.23	4	_____	_____
244	Todd Lewis	12	Burbank	SS	4:10.77	5	_____	_____
245	Mike Nielsen	12	Mater Dei	SS	4:12.44	6	_____	_____
521	Jorge Rodriguez	12	Fallbrook	SD	4:14.46	7	_____	_____
522	Clay Biddle	11	Mt. Carmel	SD	4:18.68	8	_____	_____
361	John Mumm	12	Nevada Union	SJ	4:20.15	9	_____	_____
424	Jason Atwood	11	Castro Valley	NC	4:21.89	10	_____	_____
124	Shon Wilson	12	Bullard	CE	4:22.09	11	_____	_____
425	Shumeye Mamo	11	Berkeley	NC	4:23.56	12	_____	_____
83	Stefan Wynn	12	St. Francis	CC	4:25.05	13	_____	_____
150	Manuel Perez	12	Oakland	OK	4:28.00	14	_____	_____



Coley Candaele, Carpinteria High School  
 Photo by Burt Davis, California Track and Running News

### GIRLS 100m LOW HURDLES

Prelim: 5:50 p.m.-Fri. Final: 6:30 p.m.-Sat.

Records - National: 13.33 Dawn Bowles (Neptune HS) S. Plainfield, NJ 1988  
 State: 13.34 Janeene Vickers, Pomona 1987

#	Name	Gr.	School	Sect.	Prev. Mark	Pos.	Place	Mark
53	Christal Lewis	11	Dorsey	LA	16.34	2	_____	_____
454	Erin Blunt	9	San Pasqual	SD	14.92	3	_____	_____
14	Kim Young	12	Madera	CE	14.58	4	_____	_____
220	Aldora George	12	Upland	SS	14.24	5	_____	_____
346	Andrea Swift	12	Benicia	NC	14.38	6	_____	_____
71	Britt Anderson	12	Palo Alto	CC	14.91	7	_____	_____
74	Traci Ciapponi	12	Chico	NO	15.44	8	_____	_____
						9	_____	_____
						1	_____	_____
455	Cathy Stark	12	San Pasqual	SD	15.31	2	_____	_____
327	Michelle Silva	12	Valley	SJ	15.04	3	_____	_____
222	Dedi Stuart	12	Long Beach Poly	SS	14.56	4	_____	_____
69	Keri Sanchez	10	Santa Teresa	CC	14.15	5	_____	_____
50	Latanya Davenport	12	Locke	LA	14.34	6	_____	_____
363	Keya Allen	12	James Logan	NC	14.89	7	_____	_____
108	Kam Warner	9	West Bakersfield	CE	15.16	8	_____	_____
						9	_____	_____
						1	_____	_____
116	Lawanna Adams	11	Oakland	OK	15.94	2	_____	_____
52	Jackie Foreman	11	Locke	LA	15.14	3	_____	_____
221	Julie Tingle	12	Agoura	SS	14.43	4	_____	_____
309	Kwani Stewart	11	Yuba City	SJ	14.04	5	_____	_____
453	Kim Dill	11	Poway	SD	14.29	6	_____	_____
70	Kristi Paaso	11	Los Altos	CC	14.87	7	_____	_____
370	Ashley Scharff	9	San Ramon	NC	15.29	8	_____	_____
						9	_____	_____
						1	_____	_____
109	Michelle Anderson	11	McAteer	SF	16.40	2	_____	_____
369	Julia Peril	12	Ygnacio Valley	NC	15.14	3	_____	_____
223	Latice House	12	Riverside Poly	SS	14.58	4	_____	_____
195	Felice Lipscomb	11	Santa Monica	SS	13.88	5	_____	_____
326	Nicole Redmond	12	Hogan	SJ	14.24	6	_____	_____
51	Tasha Turner	12	Narbonne	LA	14.64	7	_____	_____
15	Shelly Duttarar	12	Clovis	CE	15.16	8	_____	_____
						9	_____	_____



### BOYS 110m HIGH HURDLES

Prelim: 6:02 p.m.-Fri. Final: 6:35 p.m.-Sat.

Records - National: 12.9 Renaldo Nehemiah, Fanwood, NJ (Scotch Plains) 1977  
 State: 13.41 Steve Kerho, Mission Viejo 1982

#	Name	Gr. School	Sect.	Prev. Mark	Pos.	Place	Mark
1							
437	Irwin Lincoln	10 De Anza	NC	15.14	2		
96	Robert Huggins	12 Bakersfield	CE	14.91	3		
464	Mario O'Connor	12 Escondido	SD	14.62	4		
370	John Prudenti	12 Siena	SJ	14.16	5		
260	Greg Greene	11 Garey	SS	14.44	6		
262	Jamal Bush	12 Wilson (Long Beach)	CC	14.80	7		
3	William Childs	12 Reseda	LA	15.14	8		
9							
1							
230	John Fillion	11 East Nicolaus	NO	15.14	2		
1	Chris Hawkins	11 Carson	LA	14.94	3		
372	Tyronne Thompson	12 Modesto	SJ	14.65	4		
258	William Henry	12 Arroyo Grande	SS	14.29	5		
414	Eric Bell	10 Castle Park	SD	14.55	6		
54	Greg Rojas	12 Gilroy	CC	14.82	7		
435	Ken Jatt	11 St. Mary's	NC	15.11	8		
9							
1							
4	Carlo Celosia	11 Carson	LA	15.24	2		
434	Jason Ruckteschler	12 Amador Valley	NC	15.00	3		
496	Jeff Haines	12 Poway	SD	14.73	4		
259	Kieth Pouncey	12 Hawthorne	SS	14.32	5		
52	Pete Simmons	12 Oak Grove	CC	14.60	6		
95	Jim Farmer	12 Clovis West	CE	14.80	7		
141	Eddie Wong	12 Lincoln	SF	15.10	8		
9							
1							
151	Erickston Grant	12 Oakland	OK	15.55	2		
2	Keary Johns	12 San Fernando	LA	15.04	3		
261	Anthony Jennings	12 Claremont	SS	14.73	4		
371	Ray Johnson	12 Vacaville	SJ	14.40	5		
94	Willie Perryman	12 Lemoore	CE	14.41	6		
53	Jim Zapien	12 Gilroy	CC	14.77	7		
436	Chris Antone	12 Monte Vista	NC	15.13	8		
9							

### GIRLS 400m DASH

Prelim: 6:14 p.m.-Fri. Final: 6:40 p.m.-Sat.

Records - National: 52.39 Denean Howard, Granada Hills, CA (Kennedy) 1980  
 State: 52.39 Denean Howard, Granada Hills 1980

#	Name	Gr. School	Sect.	Prev. Mark	Pos.	Place	Mark
1							
105	Maryann Clark	11 Galileo	SF	1:01.16	2		
475	Maisha Stevenson	9 Point Loma	SD	57.15	3		
36	Kim McAllister	12 Locke	LA	56.54	4		
4	Janice Nichols	09 Bakersfield	CE	54.47	5		
392	Cela Taylor	12 Encinal	NC	55.73	6		
204	Rachel Doug	10 Ganessa	SS	56.99	7		
122	Dede Lewis	11 Oakland	OK	58.15	8		
9							
1							
38	Melanie Clarke	12 El Camino Real	LA	59.22	2		
6	Edwina Ammonds	12 Roosevelt	CE	57.24	3		
203	Kerrie Pegues	11 St. Bernard	SS	56.21	4		
200	Jeanine Stewart	12 Duarte	SS	54.99	5		
88	Roslyn Mack	12 St. Francis	CC	55.63	6		
315	Shirly Terrell	12 Vallejo	SJ	56.98	7		
396	Melissa Mannion	11 San Leandro	NC	58.13	8		
9							
1							
397	Tiffany Johnson	10 Kennedy (Richmond)	NC	58.17	2		
7	Melissa Johnson	12 Clovis	CE	57.50	3		
474	Allison Dring	9 Mt. Carmel	SD	56.44	4		
34	Angela Rolfe	12 Dorsey	LA	54.53	5		
201	Keisha Marvin	12 Hawthorne	SS	55.25	6		
87	Michelle Barga	12 Fremont	CC	56.84	7		
316	Keetha Brown	10 Merced	SJ	57.84	8		
9							
1							
89	Lenecia Strom	10 Silver Creek	CC	58.31	2		
395	Stacey Johnson	10 Antioch	NC	57.39	3		
202	Shelly Tochluk	12 Westminster	SS	55.77	4		
314	Tanya Dooley	11 Bret Harte	SJ	55.02	5		
473	Shani Freeman	12 Crawford	SD	55.19	6		
37	Camille Mayo	12 Los Angeles	LA	56.69	7		
297	Christine Royal	12 Chester	NO	57.74	8		
9							



## BOYS 400m DASH

Prelim: 6:30 p.m.-Fri.      Final: 6:45 p.m.-Sat.

Records - National: 45.5 Anthony Ketchum, TX Needville      1981  
 State: 45.7 Chip Rish (Marina)      1985

#	Name	Gr.	School	Sect.	Prev. Mark	Pos.	Place	Mark
						1	_____	_____
117	Frank Wilson	12	Redwood	CE	49.57	2	_____	_____
75	Curtis Shearer	12	Silver Creek	CC	48.74	3	_____	_____
30	Shon Ellerbe	12	Crenshaw	LA	48.47	4	_____	_____
234	Langston Roosevelt	12	Dominguez	SS	47.29	5	_____	_____
353	Scott Bruan	12	Placer	SJ	48.40	6	_____	_____
412	Digone Newson	11	Albany	NC	48.64	7	_____	_____
137	Paul Scott	12	McAteer	SF	49.45	8	_____	_____
						9	_____	_____
						1	_____	_____
118	Aarne Kela	12	Reedley	CE	49.74	2	_____	_____
357	Larry Evans	12	Vallejo	SJ	48.87	3	_____	_____
518	Jerome Gross	12	Hoover	SD	48.56	4	_____	_____
26	Beno Bryant	12	Dorsey	LA	46.63	5	_____	_____
236	Jeff Ingalls	12	Agoura	SS	47.89	6	_____	_____
416	Wallace Henry	12	James Logan	NC	48.66	7	_____	_____
77	Jeff Speech	11	Riordan	CC	49.36	8	_____	_____
						9	_____	_____
						1	_____	_____
119	Keith Jones	11	Edison	CE	49.77	2	_____	_____
519	Art Hernandez	11	Montgomery	SD	48.90	3	_____	_____
413	Ryan Korri	12	Fortuna	NC	48.50	4	_____	_____
29	Simon Jones	12	Washington	LA	47.61	5	_____	_____
237	David Stone	12	Arroyo Grande	SS	48.09	6	_____	_____
356	Marcus Jackson	12	Valley	SJ	48.71	7	_____	_____
76	Tommy Griffin	12	Los Altos	CC	49.14	8	_____	_____
						9	_____	_____
						1	_____	_____
148	Glenn Tipton	12	Oakland	OK	50.05	2	_____	_____
31	John Floyd	11	Locke	LA	49.07	3	_____	_____
337	M. Zimmerman	12	Orland	NO	48.54	4	_____	_____
235	Tony Borguez	12	Aleman	SS	47.70	5	_____	_____
238	Jerrald McCladdie	10	Centennial	SS	48.28	6	_____	_____
506	Tom Brown	12	Castle Park	SD	48.59	7	_____	_____
417	Chris Dodge	12	Redwood	NC	49.12	8	_____	_____
						9	_____	_____

## BOYS SHOT PUT

Prelim: 7:00 p.m.-Fri.      Final: 7:00 p.m.-Sat.

Records - National: 77-00.0 Michael Carter, Dallas, TX (Jefferson)      1979  
 State: 68-04.0 Brian Blutreich, Mission Viejo (Capo Valley)      1985

#	Name	Gr.	School	Sect.	Prev. Mark	Pos.	Place	Mark
						1	_____	_____
145	Mike Aissa	11	Washington	SF	44-01.0	1	_____	_____
153	Ramone Cooper	10	Castlemont	OK	47-03.25	2	_____	_____
24	Alex Flores	12	Lincoln	LA	49-10.75	3	_____	_____
23	Takin Brown	12	Washington	LA	51-09.5	4	_____	_____
22	Greg Bernard	11	Taft	LA	52-00.5	5	_____	_____
21	Bob Whitfield	12	Banning	LA	52-03.75	6	_____	_____
459	Jermaine Younger	12	Tennyson	NC	52-06.5	7	_____	_____
334	Ken Stegall	12	Enterprise	NO	52-07.5	8	_____	_____
458	Matt Loggins	10	Moreau	NC	53-03.5	9	_____	_____
513	Travis Troxler	12	Mira Mesa	SD	53-04.25	10	_____	_____
430	Jason Sisneros	11	James Logan	NC	53-07.5	11	_____	_____
388	David Larock	12	Oak Ridge	SJ	54-07.5	12	_____	_____
512	Terry Sherman	12	Fallbrook	SD	54-11.75	13	_____	_____
287	Greg Thurston	12	Edison	SS	55-02.75	14	_____	_____
113	Adan Falcon	12	Reedley	CE	55-03.0	15	_____	_____
457	Lenny Games	12	Montgomery	NC	55-09.5	16	_____	_____
70	John Fowler	12	Los Altos	CC	56-00.0	17	_____	_____
112	Rob Smith	12	Clovis West	CE	56-00.0	18	_____	_____
111	Keith Jones	12	Hoover	CE	56-03.5	19	_____	_____
286	Chuck Underwood	12	Esperanza	SS	56-03.5	20	_____	_____
367	Jason Ford	12	Casa Roble	SJ	57-00.0	21	_____	_____
387	Roger Johnson	12	Atwater	SJ	57-03.25	22	_____	_____
285	Rene Bustamonte	11	Schurr	SS	57-04.25	23	_____	_____
257	Matt Wiley	12	Hemet	SS	58-09.5	24	_____	_____
69	Marc Harisay	12	Piedmont	CC	59-02.0	25	_____	_____
68	Joe Hicks	12	Hollister	CC	62-01.0	26	_____	_____
284	Joe Bailey	12	Wilson (Long Beach)	SS	62-11.5	27	_____	_____
511	Brent Noon	11	Fallbrook	SD	66-07.0	28	_____	_____



Brent Noon, Fallbrook High School



### BOYS HIGH JUMP

Prelim: 7:00 p.m.-Fri. Final: 7:00 p.m.-Sat.

Records - National: 7-05.25 Dothel Edwards, Athens, GA (Cedar Shoals) 1984  
 State: 7-03.25 Lee Balkin, Glendale 1979

#	Name	Gr. School	Sect.	Prev. Mark	Pos.	Place	Mark
152	Ed Hawkins	12 Oakland	OK	5-10.0	1	_____	_____
143	Jeff Lewis	12 Lincoln	SF	6-02.0	2	_____	_____
14	Eddie Bowling	12 Canoga Park	LA	6-04.0	3	_____	_____
15	Patrick Blake	12 JF Kennedy	LA	6-04.0	4	_____	_____
504	Kurt Klaser	12 Hilltop	SD	6-43.0	5	_____	_____
13	John Anthony	12 Carson	LA	6-05.0	6	_____	_____
12	D. Alexander	12 University	LA	6-06.0	7	_____	_____
103	Ruben Hendrix	11 South Bakersfield	CE	6-06.0	8	_____	_____
104	Matt Beasley	12 Clovis West	CE	6-06.0	9	_____	_____
379	Donnie Donaldson	12 Ceres	SJ	6-06.0	10	_____	_____
380	Jeff Brown	Fairfield	SJ	6-06.0	11	_____	_____
503	Joe Buchanon	12 San Marcos	SD	6-06.0	12	_____	_____
61	Jim LeVain	12 Gunn	CC	6-07.0	13	_____	_____
62	Mike Gabriel	12 Monte Vista	CC	6-07.0	14	_____	_____
449	Paul Maloney	12 St. Vincent	NC	6-07.0	15	_____	_____
60	Marc Days	12 Palo Alto	CC	6-08.0	16	_____	_____
102	James Barrowman	12 North Bakersfield	CE	6-08.0	17	_____	_____
273	Avery Anderson	12 North (Riverside)	SS	6-08.0	18	_____	_____
274	George Garcia	12 St. Anthony	SS	6-08.0	19	_____	_____
275	Undre Walker	11 Lakewood	SS	6-08.0	20	_____	_____
276	Bobby Robinson	10 Cabrillo	SS	6-08.0	21	_____	_____
331	Kamani Haaziq	12 Las Plumas	NO	6-08.0	22	_____	_____
378	Brent Miller	12 Fairfield	SJ	6-08.0	23	_____	_____
448	Kevin Keane	12 De La Salle	NC	6-08.0	24	_____	_____
502	Mike Herman	12 Mt. Carmel	SD	6-08.0	25	_____	_____
447	Jim O'Sullivan	12 Sir Francis Drake	NC	6-10.5	26	_____	_____
272	Mark Wilson	12 Charter Oak	SS	7-00.0	27	_____	_____
446	Gabe Manville	12 Santa Rosa	NC	7-00.0	28	_____	_____

### GIRLS TRIPLE JUMP

Prelim: 7:00 p.m.-Fri. Final: 7:00 p.m.-Sat.

Records - National: 42.10.5 Wendy Brown, Woodside, CA 1984  
 State: 42.10-5 Wendy Brown, Woodside 1984

#	Name	Gr. School	Sect.	Prev. Mark	Pos.	Place	Mark
119	Erin Cleary	11 Skyline	OK	33-09.75	1	_____	_____
382	Suzie Green	11 Upper Lake	NC	36-02.25	2	_____	_____
381	Tara Didyk	12 California	NC	36-03.0	3	_____	_____
293	Joy Jackson	12 Chico	NO	36-05.75	4	_____	_____
78	Kathy Baird	12 Monte Vista	CC	36-07.25	5	_____	_____
373	Kathy Hannon	11 Granada	NC	36-09.25	6	_____	_____
336	Heather Baker	12 Colfax	SJ	36-10.75	7	_____	_____
335	Larissa Love	10 Rio Linda	SJ	37-00.25	8	_____	_____
70	Kristi Paaso	11 Los Altos	CC	37-02.0	9	_____	_____
463	Lafrania West	12 Grossmont	SD	37-02.25	10	_____	_____
6	Edwina Ammonds	12 Roosevelt	CE	37-04.5	11	_____	_____
379	Stefanie Hanf	10 Ygnacio Valley	NC	37-05.25	12	_____	_____
329	JC Broughton	12 Woodland	SJ	37-07.75	13	_____	_____
462	Angela Sims	11 Oceanside	SD	37-08.0	14	_____	_____
20	Tannel House	10 Hoover	CE	37-11.0	15	_____	_____
112	Angel Carver	12 Washington	SF	37-11.25	16	_____	_____
21	Kawana Caddell	10 Bakersfield	CD	38-02.25	17	_____	_____
240	Hedi Brooks	11 Atascadero	SS	38-02.75	18	_____	_____
69	Keri Sanchez	10 Santa Teresa	CC	38-07.5	19	_____	_____
239	Shareena Harris	10 Morningside	SS	39-00.5	20	_____	_____
234	Lisa Leslie	11 Morningside	SS	39-02.5	21	_____	_____
460	Rochelle Johnson	12 Patrick Henry	SD	39-08.25	22	_____	_____
238	Krystal Kirkland	12 Hesperia	SS	39-10.0	23	_____	_____
233	Juliana Yendork	10 Walnut	SS	41-04.0	24	_____	_____



Jim O'Sullivan, Sir Francis Drake High School

Photo by Burt Davis, California Track and Running News



### BOYS TRIPLE JUMP

Prelim: 7:00 p.m. - Fri. Final: 7:00 p.m. - Sat.

Records - National: 52.10.5 Charles Mayfield, Pasadena, CA (Muir) 1980  
 State: 52-04.75 Ken Frazier (Mission) SF 1981

#	Name	Gr.	School	Sect.	Prev. Mark	Pos.	Place	Mark
152	Ed Hawkins	12	Oakland	OK	42-05.5	1	_____	_____
144	Reynard Rutherford	10	McAteer	SF	42-11.0	2	_____	_____
16	Sharrieff Shah	12	Dorsey	LA	44-02.0	3	_____	_____
455	Lee Candana	12	Mission San Jose	NC	44-02.5	4	_____	_____
456	Ted Kermoian	11	Campolindo	NC	44-09.5	5	_____	_____
20	Chris Morris	12	Banning	LA	44-10.0	6	_____	_____
333	Tim Perkins	11	Biggs	NO	45-03.5	7	_____	_____
19	Robert Anderson	12	Jordan	LA	45-07.5	8	_____	_____
67	Scott Hill	11	Riordan	CC	45-10.0	9	_____	_____
12	D. Alexander	12	University	LA	45-11.0	10	_____	_____
454	Jermain Brown	12	De Anza	NC	46-00.25	11	_____	_____
510	Charles Johns	12	El Camino	SD	46-01.0	12	_____	_____
110	Joseph Lawanson	12	Clovis West	CE	46-01.25	13	_____	_____
66	Khaldun Rucker	12	Riordan	CC	46-09.0	14	_____	_____
65	Phu Nguyen	12	Fremont Christian	CC	47-01.5	15	_____	_____
386	Damon Smith	12	Fairfield	SJ	47-02.5	16	_____	_____
509	Ty McHenry	12	Patrick Henry	SD	47-04.5	17	_____	_____
453	Joel Thornton	11	Encinal	NC	47-08.25	18	_____	_____
385	Jim McCann	11	Tokay	SJ	47-09.0	19	_____	_____
283	P. Singbandith	11	Magnolia	SS	48-03.25	20	_____	_____
109	Mario Fisher	12	Bakersfield	CE	48-04.75	21	_____	_____
282	Patrick Scott	12	Wilson (Long Beach)	SS	48-07.5	22	_____	_____
262	Jamal Bush	12	Wilson (Long Beach)	SS	48-09.0	23	_____	_____
281	Higa Gabe	11	Quarts Hill	SS	48-09.25	24	_____	_____
108	DeAndre Roberson	12	West Bakersfield	CE	48-11.25	25	_____	_____
384	Carl Mack	12	Davis	SJ	48-11.25	26	_____	_____
508	Lenny McGill	12	Orange Glen	SD	49-02.25	27	_____	_____
229	Russell White	12	Crespi	SS	49-07.0	28	_____	_____

### GIRLS 100m DASH

Prelim: 6:46 p.m. - Fri. Final: 6:50 p.m. - Sat.

Records - National: 11.29 Barbara Bell, Fort Worth, TX (Trimble Tech) 1981  
 State: 11.42 Sharon Ware, Berkeley 1980

#	Name	Gr.	School	Sect.	Prev. Mark	Pos.	Place	Mark
378	Ameiy Mitchell	10	Rancho Cotate	NC	12.77	2	_____	_____
2	Nitra Young	10	Tulare	CE	12.41	3	_____	_____
30	Leann Tinkshell	12	Locke	LA	12.18	4	_____	_____
192	Angela Burnham	12	Rio Mesa	SS	11.52	5	_____	_____
196	Tami Gray	12	Compton	SS	12.10	6	_____	_____
310	M. Williamson	09	Merced	SJ	12.40	7	_____	_____
121	Joy Polk	12	Oakland	OK	12.60	8	_____	_____
						9	_____	_____
						1	_____	_____
296	Tracey Smith	12	West Valley	NO	12.84	2	_____	_____
311	Chris Williams	12	Vallejo	SJ	12.41	3	_____	_____
85	Joslyn Mack	12	St. Francis	CC	12.20	4	_____	_____
193	Inger Miller	11	Muir	SS	11.53	5	_____	_____
470	Angela Sullivan	9	Serra	SD	11.98	6	_____	_____
32	Deedee Small	11	Dorsey	LA	12.40	7	_____	_____
390	Chivahne Tanner	10	Holy Names	NC	12.74	8	_____	_____
						9	_____	_____
						1	_____	_____
391	Adrienne Hopper	12	Bishop O'Dowd	NC	12.92	2	_____	_____
3	Kesha Criswell	10	Fresno	CE	12.43	3	_____	_____
461	Francine Wada	12	Hilltop	SD	12.19	4	_____	_____
194	Charlotte Vines	12	San Marcos	SS	11.59	5	_____	_____
309	Kwana Stewart	11	Yuba City	SJ	12.00	6	_____	_____
31	Debra Hamilton	12	Locke	LA	12.31	7	_____	_____
86	Kristen Burnett	12	Branham	CC	12.52	8	_____	_____
						9	_____	_____
						1	_____	_____
103	Dalila Jones	10	Lincoln	SF	13.14	2	_____	_____
33	Felicia Howard	11	San Fernando	LA	12.49	3	_____	_____
1	Tike Jackson	9	Bakersfield	CE	12.26	4	_____	_____
76	Annette Coleman	12	Carlmont	CC	11.92	5	_____	_____
195	Felice Lipscomb	11	Santa Monica	SS	12.05	6	_____	_____
471	Angela Kimmey	11	University City	SD	12.28	7	_____	_____
389	Lesa Parker	9	Bishop O'Dowd	NC	12.49	8	_____	_____
						9	_____	_____



### BOYS 100m DASH

Prelim: 6:58 p.m.-Fri. Final: 6:55 p.m.-Sat.

Records - National: 10.18 Roy Martin, Dallas, TX (Roosevelt) 1985  
 State: 10.44 Henry Thomas, Hawthorne 1984

#	Name	Gr. School	Sect.	Prev. Mark	Pos.	Place	Mark
					1	_____	_____
28	Mark Ricks	12 Fairfax	LA	11.07	2	_____	_____
349	Anthony Austin	12 Los Banos	SJ	10.93	3	_____	_____
515	Doug Boyd	11 Lincoln	SD	10.85	4	_____	_____
114	Leslie Haymon	12 Edison	CE	10.64	5	_____	_____
335	Willie Clark	11 Wheatland	NO	10.84	6	_____	_____
227	Erik Allen	10 Hawthorne	SS	10.91	7	_____	_____
73	Eric Brandon	12 Oceana	CC	11.06	8	_____	_____
					9	_____	_____
					1	_____	_____
410	Marvin Samuels	12 Livermore	NC	11.26	2	_____	_____
136	Barry Smith	12 Mission	SF	10.94	3	_____	_____
71	Terence Hill	12 Oak Grove	CC	10.86	4	_____	_____
105	James Stallworth	12 Tulare	CE	10.65	5	_____	_____
225	Chris Alexander	11 Hawthorne	SS	10.78	6	_____	_____
354	Orland Birdsong	12 Benicia	NC	10.91	7	_____	_____
27	Kevin Copeland	11 Dorsey	LA	11.01	8	_____	_____
					9	_____	_____
					1	_____	_____
351	Eric Richardson	11 Valley	SJ	11.06	2	_____	_____
115	Terry Bowen	12 Madera	CE	10.94	3	_____	_____
26	Beno Bryant	12 Dorsey	LA	10.87	4	_____	_____
224	Curtis Conway	12 Hawthorne	SS	10.66	5	_____	_____
507	Glen Reyes	12 Orange Glen	SD	10.79	6	_____	_____
336	Rich Laccay	12 Moreau	NC	10.91	7	_____	_____
228	Pete Hargraves	11 Bishop Montgomery	SS	10.96	8	_____	_____
					9	_____	_____
					1	_____	_____
373	Cortney Triggs	12 Clayton Valley	NC	11.35	2	_____	_____
72	Anthony Crouts	12 Yerba Buena	CC	10.95	3	_____	_____
147	Jeff Laynes	12 Oakland	OK	10.88	4	_____	_____
25	Donovan Burks	11 Washington	LA	10.73	5	_____	_____
514	Kiyoshi Moody	12 Castle Park	SD	10.81	6	_____	_____
226	Tim Martin	10 San Clemente	SS	10.91	7	_____	_____
350	Jeff Harlow	12 Woodland	SJ	10.97	8	_____	_____
					9	_____	_____

### GIRLS 800m RUN

Prelim: 7:10 p.m.-Fri. Final: 7:00 p.m.-Sat.

Records - National: 2:04.5 Joetta Clark, Maplewood, NJ (Columbia) 1980  
 State: 2:04.91 Trena Hull, Compton 1984

#	Name	Gr. School	Sect.	Prev. Mark	Pos.	Place	Mark
					1	_____	_____
40	Christine Frausto	11 Franklin	LA	2:24.43	2	_____	_____
399	Kerri Woolheater	9 Casa Grande	NC	2:17.13	3	_____	_____
92	Dina Moore	11 Harbor	CC	2:16.03	4	_____	_____
205	Tim Toney	11 Atascadero	SS	2:11.23	5	_____	_____
318	Michele Rodda	12 Vacaville	SJ	2:14.79	6	_____	_____
478	Gretchen Scheibel	11 Orange Glen	SD	2:17.11	7	_____	_____
10	Lori Miller	9 North Bakersfield	CE	2:19.90	8	_____	_____
					9	_____	_____
					1	_____	_____
41	Melissa Guidi	12 El Camino Real	LA	2:24.57	2	_____	_____
9	Norma Cuellar	11 Redwood	CE	2:17.48	3	_____	_____
415	Sheria Moses	10 Ramona	SS	2:14.88	4	_____	_____
398	Becky Spies	10 Livermore	NC	2:13.91	5	_____	_____
91	Tarsha Handy	12 Archbishop Mitty	CC	2:14.73	6	_____	_____
106	Ramona Pena	11 Washington	SF	2:17.1	7	_____	_____
298	Nicole Teter	10 West Valley	NO	2:20.0	8	_____	_____
					9	_____	_____
					1	_____	_____
42	Joy Preston	12 North Hollywood	LA	2:24.68	2	_____	_____
400	Jeanine Crain	11 Carondelet	NC	2:17.67	3	_____	_____
476	Gina Westby	11 Torrey Pines	SD	2:15.52	4	_____	_____
206	Laurinda Mulhalpt	12 Capistrano Valley	SS	2:13.61	5	_____	_____
317	Emily Chilton	10 Golden Sierra	SJ	2:14.54	6	_____	_____
8	Kathi Roldan	12 Mt. Whitney	CE	2:16.79	7	_____	_____
209	Janette Reed	12 Foothill	SS	2:18.48	8	_____	_____
					9	_____	_____
					1	_____	_____
123	Katrina Jacobs	12 Oakland	OK	2:29.39	2	_____	_____
401	Adria Ibarra	11 Bishop O'Dowd	NC	2:18.00	3	_____	_____
319	Natalie Gage	12 Oakdale	SJ	2:15.17	4	_____	_____
90	Beth Bartholomew	12 Fremont	CC	2:14.27	5	_____	_____
207	Persephone Lowrey	12 Norco	SS	2:14.49	6	_____	_____
477	Charity Stowell	11 Mt. Carmel	SD	2:16.76	7	_____	_____
39	Trisha Phillips	11 Locke	LA	2:19.17	8	_____	_____
					9	_____	_____



### BOYS 800m RUN

Prelim: 7:30 p.m.-Fri. Final: 7:05 p.m.-Sat.

Records - National: 1:47.31 Pete Richardson, Berkeley, CA 1981  
 State: 1:47.31 Pete Richardson, Berkeley 1981

#	Name	Gr.	School	Sect.	Prev. Mark	Pos.	Place	Mark
						1	_____	
137	Paul Scott	12	McAteer	SF	2:01.20	2	_____	
33	Keir Scott	12	Hamilton	LA	1:55.19	3	_____	
78	Graig Magness	12	Santa Teresa	CC	1:53.33	4	_____	
239	Coley Candaele	11	Carpinteria	SS	1:51.58	5	_____	
242	Derrick Mitchell	12	Pasadena	SS	1:52.84	6	_____	
420	Leon Rountree	12	Bishop O'Dowd	NC	1:55.14	7	_____	
360	Jonathan Stember	11	Jesuit	SJ	1:56.14	8	_____	
						9	_____	
						1	_____	
35	Dan Glasband	12	North Hollywood	LA	1:57.60	2	_____	
359	James Warhover	12	Fairfield	SJ	1:55.23	3	_____	
79	Ian Hunter	12	Prospect	CC	1:53.39	4	_____	
240	Doug Nichols	12	Edison	SS	1:51.94	5	_____	
120	Titus Egan	11	Clovis	CE	1:53.11	6	_____	
419	Dan Held	11	Santa Rosa	NC	1:54.95	7	_____	
560	Art Martin	12	El Capitan	SD	1:55.43	8	_____	
						9	_____	
						1	_____	
34	Kengee Bostic	12	University	LA	1:56.46	2	_____	
421	Derrin Tara	11	Clayton Valley	NC	1:55.33	3	_____	
358	Jeff Holland	12	Siena	SJ	1:53.86	4	_____	
520	Francis O'Neill	12	San Pasqual	SD	1:52.40	5	_____	
243	Morgan Bateman	12	Crescenta Valley	SS	1:52.93	6	_____	
121	Paulos Yonas	12	Roosevelt	CE	1:54.71	7	_____	
338	Garry Martin	11	Oroville	NO	1:56.20	8	_____	
						9	_____	
						1	_____	
149	Tim Walker	12	Oakland Tech.	OK	2:01.73	2	_____	
122	Carlos Sanchez	11	Madera	CE	1:55.40	3	_____	
32	Chris Manley	12	Banning	LA	1:54.35	4	_____	
241	Troy Collins	12	Hemet	SS	1:52.53	5	_____	
418	Gordon Johnson	12	Piedmont	NC	1:53.16	6	_____	
532	Jason Jackowski	11	Mira Mesa	SD	1:54.65	7	_____	
80	Albert Morales	12	Independence	CC	1:56.01	8	_____	
						9	_____	

### GIRLS 300m LOW HURDLES

Prelim: 7:50 p.m.-Fri. Final: 7:15 p.m.-Sat.

Records - National: 40.18 Leslie Maxie, Millbrae, CA (Mills) 1984  
 State: 40.28 Jansene Vickers (Pomona) 1987

#	Name	Gr.	School	Sect.	Prev. Mark	Pos.	Place	Mark
						1	_____	
6	Edwina Ammonds	12	Roosevelt	CE	47.35	2	_____	
371	Nancy Romweber	12	Piedmont	NC	45.76	3	_____	
71	Britt Anderson	12	Palo Alto	CC	44.53	4	_____	
224	Michelle Dodson	12	Cajon	SS	43.02	5	_____	
327	Michelle Silva	12	Valley	SJ	44.50	6	_____	
31	Debra Hamilton	12	Locke	LA	45.19	7	_____	
290	Glena Whipple	10	Etna	NO	46.84	8	_____	
						9	_____	
						1	_____	
53	Christal Lewis	11	Dorsey	LA	47.00	2	_____	
372	Christy Boyd	10	Foothill	NC	45.84	3	_____	
309	Kwani Stewart	11	Yuba City	SJ	44.63	4	_____	
69	Keri Sanchez	10	Santa Teresa	CC	42.88	5	_____	
453	Kim Dill	11	Poway	SD	44.44	6	_____	
227	Shannon Bryant	12	Sonora	SS	44.97	7	_____	
15	Shelly Duttarar	12	Clovis	CE	46.22	8	_____	
						9	_____	
						1	_____	
110	Alicia Dougherty	11	Lowell	SF	47.64	2	_____	
373	Kathy Hannon	11	Granada	NC	46.05	3	_____	
454	Erin Blunt	09	San Pasqual	SD	44.65	4	_____	
70	Kristi Paaso	11	Los Altos	CC	43.23	5	_____	
225	Twila Sims	09	Lompoc	SS	43.84	6	_____	
226	S. Wiebelhaus	12	Rio Mesa	SS	44.82	7	_____	
54	Felina Means	11	Van Nuys	LA	46.18	8	_____	
						9	_____	
						1	_____	
117	Karma Crockett	11	Oakland	OK	48.59	2	_____	
50	Latanya Davenport	12	Locke	LA	45.98	3	_____	
346	Andrea Swift	12	Benicia	NC	44.76	4	_____	
220	Aldora George	12	Upland	SS	43.50	5	_____	
328	Tanya Smith	10	Cordova	SJ	43.80	6	_____	
455	Cathy Stark	12	San Pasqual	SD	44.80	7	_____	
16	Jennifer Sperling	11	Clovis West	CE	46.14	8	_____	
						9	_____	



Kwani Stewart, Yuba City High School



### BOYS 300m INT. HURDLES

Prelim: 8:06 p.m.-Fri. Final: 7:20 p.m.-Sat.

Records - National: 35.32 George Porter, Lompoc, CA (Cabrillo) 1985  
 State: 35.50 George Porter, Lompoc (Cabrillo) 1985

#	Name	Gr. School	Sect.	Prev. Mark	Pos.	Place	Mark
1							
439	Thomas Smith	11 Pittsburg	NC	39.65	2		
97	Ignacio Sanchez	12 Lindsay	CE	39.05	3		
266	Louie Muniz	12 Woodbridge	SS	38.76	4		
258	William Henry	12 Arroyo Grande	SS	37.51	5		
54	Greg Rojas	12 Gilroy	CC	38.38	6		
374	Michael Parham	11 Hogan	SJ	38.43	7		
7	Phillip Simpson	12 Dorsey	LA	39.63	8		
9							
1							
440	Matt Sokol	12 Montgomery	NC	39.93	2		
94	Willie Perryman	12 Lemoore	CE	38.99	3		
56	Tom McGuirk	12 St. Ignatius	CC	38.37	4		
370	John Prudenti	12 Siena	SJ	37.60	5		
464	Mario O'Conner	12 Escondido	SD	38.13	6		
265	Mike Fulharty	12 Palmdale	SS	38.74	7		
4	Carlo Celosia	11 Carson	LA	39.58	8		
9							
1							
98	Mike Pollard	12 Clovis West	CE	39.87	2		
151	Erickston Grant	12 Oakland	OK	38.93	3		
5	Christopher Roulier	12 Carson	LA	38.53	4		
263	Charles Brown	12 Channel Island	SS	37.72	5		
497	Dexter Monroe	12 Patrick Henry	SD	37.86	6		
230	Josh Fillion	11 East Nicolaus	NO	38.84	7		
438	Robert Scott	10 James Logan	NC	39.51	8		
9							
1							
441	Jason Silverek	12 Santa Rosa	NC	40.46	2		
141	Eddie Wong	12 Lincoln	SF	39.14	3		
498	Benny Lewis	11 Mira Mesa	SD	38.63	4		
352	Tom Cook	12 Merced	SJ	37.75	5		
55	Rocky Morris	11 Andrew Hill	CC	37.78	6		
264	Edward Cabs	12 Long Beach Poly	SS	38.69	7		
6	A. Crenshaw	12 Fremont	LA	39.23	8		
9							

### GIRLS 200m DASH

Prelim: 8:22 p.m.-Fri. Final: 7:25 p.m.-Sat. Prelim

Records - National: 23.0 Wenda Vereen, Trenton, NJ 1983  
 State: 23.19 Sherri Howard, Granada Hills (Kennedy) 1980

#	Name	Gr. School	Sect.	Prev. Mark	Pos.	Place	Mark	#	Name
1									
389	Lesa Parker	09 Bishop O'Dowd	NC	26.38	2			355	Clara
472	Mia Labuvitz	12 San Diego	SD	25.30	3			517	Jessica
198	Linda Williams	12 Blair	SS	24.90	4			25	Diana
192	Angela Burnham	12 Rio Mesa	SS	23.49	5			224	Christina
313	Lania Brice	11 Tokay	SJ	24.70	6			114	Laura
30	Leann Tinkshell	12 Locke	LA	25.21	7			71	Tina
5	Shamone Chisom	12 Edison	CE	26.06	8			354	Christina
9									
1									
390	Chivahne Tanner	10 Holy Names	NC	26.49	2			410	Maria
87	Michelle Barga	12 Fremont	CC	25.44	3			19	Freda
311	Chris Williams	12 Vallejo	SJ	25.07	4			105	Jessica
193	Inger Miller	11 Muir	SS	23.84	5			352	Tina
34	Angela Rolfe	12 Dorsey	LA	24.81	6			227	Ursula
471	Angela Kimmey	11 University City	SD	25.20	7			516	Christina
296	Tracey Smith	12 West Valley	NO	26.04	8			73	Christina
9									
1									
394	Nichole Johnson	11 Antioch	NC	26.65	2			412	Christina
104	Yolanda Burton	12 McAteer	SF	25.56	3			353	Christina
4	Janice Nichols	09 Bakersfield	CE	24.94	4			232	Christina
312	Tanaya Dooley	11 Bret Harte	SJ	24.17	5			507	Christina
197	Taminika Terry	10 Muir	SS	24.84	6			136	Christina
85	Joslyn Mack	12 St. Francis	CC	25.14	7			29	Christina
35	Marsha Domingo	10 Los Angeles	LA	25.85	8			116	Christina
9									
1									
121	Joy Polk	12 Oakland	OK	26.50	2			411	Christina
32	DeeDee Small	11 Dorsey	LA	25.68	3			27	Christina
199	Tamika Bradford	10 Dominguez	SS	24.91	4			147	Christina
76	Annette Coleman	12 Carlmont	CC	24.15	5			335	Christina
470	Angela Sullivan	09 Serra	SD	24.51	6			229	Christina
1	Tike Jackson	09 Bakersfield	CE	25.10	7			233	Christina
392	Cela Taylor	12 Encinal	NC	25.83	8			74	Christina
9									



### BOYS 200m DASH

Prelim: 8:34 p.m. - Fri. Final: 7:30 p.m. - Sat.

Records - National: 20.0 Roy Martin, Dallas, TX (Roosevelt) 1985  
 State: 20.77 Henry Thomas, Hawthorne 1984

#	Name	Gr.	School	Sect.	Prev. Mark	Pos.	Place	Mark
1								
355	Clint Primm	12	Vallejo	SJ	22.86	2		
517	Jeff Jordan	12	University City	SD	22.03	3		
25	Donovan Burks	11	Washington	LA	21.72	4		
24	Curtis Conway	12	Hawthorne	SS	21.04	5		
114	Leslie Haymon	12	Edison	CE	21.70	6		
71	Terence Hill	12	Oak Grove	CC	21.93	7		
354	Orland Birdsong	12	Benicia	NC	22.35	8		
9								
1								
410	Marvin Samuels	11	Livermore	NC	22.63	2		
19	Robert Anderson	12	Jordan	LA	22.06	3		
105	James Stallworth	12	Tulare	CE	21.71	4		
352	Tom Cook	12	Merced	SJ	21.36	5		
227	Erik Allen	10	Hawthorne	SS	21.69	6		
516	Kiyosih Moody	12	Castle Park	SD	21.93	7		
73	Eric Brandon	12	Oceana	CC	22.32	8		
9								
1								
412	Digone Newson	11	Albany	NC	22.83	2		
353	Scott Bruan	12	Placer	SJ	22.07	3		
232	Andre Green	12	Long Beach Poly	SS	21.75	4		
507	Glen Reyes	12	Orange Glen	SD	21.47	5		
136	Barry Smith	12	Mission	SF	21.64	6		
29	Simon Jones	12	Washington	LA	21.89	7		
116	Brian Adams	11	Bakersfield	CE	22.21	8		
9								
1								
411	Aaron Turner	12	Pittsburg	NC	22.48	2		
27	Kevin Copeland	11	Dorsey	LA	22.13	3		
147	Jeff Laynes	12	Oakland	OK	21.84	4		
335	Willie Clark	11	Wheatland	NO	21.54	5		
229	Russell White	12	Crespi	SS	21.62	6		
233	Napoleon Kaufman	10	Lompoc	SS	21.86	7		
74	Eric Worrel	12	Monte Vista	CC	22.16	8		
9								

### GIRLS 1600m RELAY

Prelim: 8:46 p.m. - Fri. Final: 8:05 p.m. - Sat.

Records - National: 3:37.69 Pasadena, CA (Muir) 1985  
 State: 3:37.71 Kennedy (Granada Hills) 1981

#	Name	School	Prev. Sect.	Mark	Pos.	Place	Mark
1							
289	Oakland	Oakland	OK	4:12.91	2		
67	Crenshaw	Crenshaw	LA	4:00.78	3		
486	San Pasqual	San Pasqual	SD	3:55.73	4		
098	St. Francis	St. Francis	CC	3:50.33	5		
253	Ganesh	Ganesh	SS	3:54.12	6		
347	Del Campo	Del Campo	SJ	3:59.18	7		
416	Northgate	Northgate	NC	4:04.91	8		
9							
1							
68	Hamilton	Hamilton	LA	4:07.37	2		
413	Carondelet	Carondelet	NC	4:00.23	3		
254	Duarte	Duarte	SS	3:56.05	4		
249	Muir	Muir	SS	3:48.93	5		
484	Mt. Carmel	Mt. Carmel	SD	3:53.95	6		
102	Fremont	Fremont	CC	3:59.01	7		
28	Edison	Edison	CE	4:02.30	8		
9							
1							
65	Washington	Washington	LA	4:06.37	2		
414	Kennedy (Rich.)	Kennedy (Rich.)	NC	4:00.75	3		
344	Vallejo	Vallejo	SJ	3:56.38	4		
250	Rio Mesa	Rio Mesa	SS	3:48.66	5		
101	Archbishop Mitty	Archbishop Mitty	CC	3:53.42	6		
29	Clovis	Clovis	CE	3:57.63	7		
302	West Valley	West Valley	NO	4:03.60	8		
9							
1							
115	Washington	Washington	SF	4:21.60	2		
345	Merced	Merced	SJ	4:00.12	3		
63	Locke	Locke	LA	3:56.99	4		
248	Hawthorne	Hawthorne	SS	3:50.65	5		
27	Bakersfield	Bakersfield	CE	3:51.83	6		
487	Hoover	Hoover	SD	3:57.63	7		
409	Bishop O'Dowd	Bishop O'Dowd	NC	4:01.51	8		
9							



### BOYS 1600m RELAY

Prelim: 9:10 p.m.-Fri. Final: 8:10 p.m.-Sat.

Records - National: 3:07.40 Hawthorne, CA 1985  
State: 3:08.94 Berkeley 1981

#	Name	School	Prev. Sect.	Mark	Pos.	Place	Mark
					1	---	---
289	Oakland	Oakland	OK	3:23.35	2	---	---
92	Santa Teresa	Santa Teresa	CC	3:20.79	3	---	---
531	Patrick Henry	Patrick Henry	SD	3:18.63	4	---	---
288	Hawthorne	Hawthorne	SS	3:13.43	5	---	---
392	Fairfield	Fairfield	SJ	3:18.60	6	---	---
51	Crenshaw	Crenshaw	LA	3:20.79	7	---	---
466	Fortuna	Fortuna	NC	3:22.07	8	---	---
					9	---	---
					1	---	---
533	Mira Mesa	Mira Mesa	SD	3:22.81	2	---	---
460	Pittsburg	Pittsburg	NC	3:20.80	3	---	---
89	Riordan	Riordan	CC	3:19.00	4	---	---
47	Dorsey	Dorsey	LA	3:14.38	5	---	---
292	Muir	Muir	SS	3:16.93	6	---	---
134	Edison	Edison	CE	3:20.56	7	---	---
342	Wheatland	Wheatland	NO	3:22.60	8	---	---
					9	---	---
					1	---	---
93	Seaside	Seaside	CC	3:22.00	2	---	---
135	Lemoore	Lemoore	CE	3:21.02	3	---	---
389	Valley	Valley	SJ	3:19.01	4	---	---
293	Pasadena	Pasadena	SS	3:15.26	5	---	---
295	Edison	Edison	SS	3:16.92	6	---	---
49	Carson	Carson	LA	3:20.75	7	---	---
465	De Anza	De Anza	NC	3:21.75	8	---	---
					9	---	---
					1	---	---
146	Lincoln	Lincoln	SF	3:31.50	2	---	---
391	Vallejo	Vallejo	SJ	3:21.26	3	---	---
529	Morse	Morse	SD	3:19.04	4	---	---
48	Washington	Washington	LA	3:15.45	5	---	---
294	San Bernardino	San Bernardino	SS	3:15.87	6	---	---
461	James Logan	James Logan	NC	3:20.68	7	---	---
133	Bakersfield	Bakersfield	CE	3:21.47	8	---	---
					9	---	---

### GIRLS 3200m RUN

Final: 7:35 p.m.-Sat.

Records - National: 10:03.7 Erin Keogh, Langley, VA (McLean) 1987  
State: 10:08.14 Cory Schubert, San Jose (Del Mar) 1983

#	Name	Gr. School	Prev. Sect.	Mark	Pos.	Place	Mark
402	Sarah Riley	10 Campolindo	NC	11:13.40	1	---	---
219	Lucinda Reyes	9 Lakewood	SS	11:04.62	2	---	---
218	Martha Pinto	10 Katella	SS	10:59.87	3	---	---
217	Jamie Parks	12 Santa Barbara	SS	10:48.32	4	---	---
215	Deena Drossin	10 Agoura	SS	10:41.37	5	---	---
216	Rayna Cervantes	12 Montebello	SS	10:44.18	6	---	---
479	Kira Jorgensen	12 Rancho Buena Vista	SD	10:55.59	7	---	---
95	Rachel Lewis	12 Santa Catalina	CC	11:00.33	8	---	---
300	Tina Gorbet	11 Lassen	NO	11:08.20	9	---	---
96	Becky Kaiser	9 Seaside	CC	11:13.60	10	---	---
480	Mira Hornbacher	9 Rancho Buena Vista	SD	11:14.06	11	---	---
97	Alva Dancel	11 Mills	CC	11:16.30	12	---	---
43	Rosetta Hunter	11 Locke	LA	11:17.70	13	---	---
406	Neve Zwagerman	10 Tamalpais	NC	11:20.11	14	---	---
407	Anne Wedum	12 San Leandro	NC	11:21.05	15	---	---
323	Eva Belt	12 El Dorado	SJ	11:26.00	16	---	---
324	Barbie Sittman	12 Placer	SJ	11:27.00	17	---	---
482	Malee Ferguson	10 La Jolla	SD	11:27.47	18	---	---
325	Brooke Prichard	10 Vacaville	SJ	11:28.61	19	---	---
11	Maryann Martinez	11 Foothill	CE	11:30.00	20	---	---
403	Michele Ferguson	11 Piner	NC	11:30.43	21	---	---
47	Araceli Gomez	12 Wilson	LA	11:32.10	22	---	---
12	Maurita Delatorre	9 Roosevelt	CE	11:42.60	23	---	---
13	Chantel Calabrese	10 Clovis West	CE	11:46.00	24	---	---
48	Martha Segura	12 Lincoln	LA	11:46.24	25	---	---
106	Ramona Pena	11 Washington	SF	11:54.70	26	---	---
49	Sara True	12 Marshall	LA	11:54.71	27	---	---
125	Aziza Said	10 Oakland	OK	13:02.99	28	---	---



Rayna Cervantes, Montebello High School  
Photo by Burt Davis, California Track and Running News



## BOYS 3200m RUN

Final: 7:50 p.m. - Sat.

Records - National: 8:41.5 Steve Prefontaine, Coos Bay, OR (Marshfield) 1969  
 State: 8:44.9 Eric Hulst, Laguna Beach 1976

#	Name	Gr.	School	Sect.	Prev. Mark	Pos.	Place	Mark
426	Kevin Berkowitz	11	Hayward	NC	9:18.14	1	_____	_____
252	Robert Nelson	10	Muir	SS	9:14.03	2	_____	_____
41	Martin Morales	10	Wilson	LA	9:12.91	3	_____	_____
250	Jimmy Rodriguez	12	Santa Ana Valley	SS	9:08.16	4	_____	_____
248	Bryan Dameworth	11	Agoura	SS	9:07.24	5	_____	_____
249	Mike Williamson	12	Thousand Oaks	SS	9:07.41	6	_____	_____
40	Craig Lawson	12	Granada Hills	LA	9:11.63	7	_____	_____
251	Abe Valdez	11	Camarillo	SS	9:13.91	8	_____	_____
42	Obed Aguirre	11	San Fernando	LA	9:17.87	9	_____	_____
340	Ron Ames	12	Yreka	NO	9:18.60	10	_____	_____
43	Peter DeLaCerde	12	Granada Hills	LA	9:20.88	11	_____	_____
427	Jason Lindholm	12	Eureka	NC	9:21.62	12	_____	_____
428	Donnie Nelson	12	Foothill	NC	9:22.82	13	_____	_____
364	David Welsh	12	Jesuit	SJ	9:24.15	14	_____	_____
524	Jeff Hughey	12	Santana	SD	9:24.69	15	_____	_____
84	Mike Brown	12	Gunn	CC	9:26.30	16	_____	_____
126	Robert Cardenas	10	Sanger	CE	9:26.66	17	_____	_____
127	Juan Romero	12	Arvin	CE	9:26.85	18	_____	_____
365	Mike Chamberlin	12	Casa Roble	SJ	9:27.35	19	_____	_____
85	Derek Waxman	11	San Mateo	CC	9:27.90	20	_____	_____
429	Rob Scott	12	San Ramon	NC	9:28.07	21	_____	_____
86	Joe Rodriguez	11	San Lorenzo Valley	CC	9:28.01	22	_____	_____
366	John Leder	12	Bella Vista	SJ	9:28.61	23	_____	_____
128	Kevin Baxter	11	Fresno	CE	9:33.93	24	_____	_____
525	Kole Handy	12	Fallbrook	SD	9:38.43	25	_____	_____
523	Lorenzo Unizar	11	Orange Glen	SD	9:39.13	26	_____	_____
150	Manuel Perez	12	Oakland	OK	10:13.32	27	_____	_____
139	Gabriel Donohoe	10	Lowell	SF	10:26.30	28	_____	_____



David Welsh, Jesuit High School

## SATURDAY TIME SCHEDULE

### TRACK FINALS

6:00	Event 1	Girls' 400m Relay
6:05	Event 2	Boys' 400m Relay
6:10	Event 3	Girls' 1600m Run
6:20	Event 4	Boys' 1600m Run
6:30	Event 5	Girls' 100m Low Hurdles
6:35	Event 6	Boys' 110m High Hurdles
6:40	Event 7	Girls' 400m Dash
6:45	Event 8	Boys' 400m Dash
6:50	Event 9	Girls' 100m Dash
6:55	Event 10	Boys' 100m Dash
7:00	Event 11	Girls' 800m Run
7:05	Event 12	Boys' 800m Run
7:15	Event 13	Girls' 300m Low Hurdles
7:20	Event 14	Boys' 300m Int. Hurdles
7:25	Event 15	Girls' 200m Dash
7:30	Event 16	Boys' 200m Dash
7:35	Event 17	Girls' 3200m Run
7:50	Event 18	Boys' 3200m Run
8:05	Event 19	Girls' 1600m Relay
8:10	Event 20	Boys' 1600m Relay


### FIELD EVENT FINALS

	STARTING TIME	REPORTING TIME (Clerk of the Course)
Boys' Discus	5:00 p.m.	4:00 p.m.
Girls' Discus	7:00 p.m.	6:00 p.m.
Girls' Shotput	5:00 p.m.	4:00 p.m.
Boys' Shotput	7:00 p.m.	6:00 p.m.
Girls' High Jump	5:00 p.m.	4:00 p.m.
Boys' High Jump	7:00 p.m.	6:00 p.m.
Girls' Long Jump	5:00 p.m.	4:00 p.m.
Girls' Triple Jump	7:00 p.m.	6:00 p.m.
Boys' Long Jump	5:00 p.m.	4:00 p.m.
Boys' Triple Jump	7:00 p.m.	6:00 p.m.
Boys' Pole Vault	5:00 p.m.	4:00 p.m.




# 1989 HONOR COACHES


Annually each CIF section selects an individual who has contributed notably to the sport of track and field.




**George Varvas**  
Woodbridge High School  
Southern Section



**Joe Kelly**  
Palos Verdes High School  
Southern Section



**Hank Roldan**  
Mt. Whitney High School  
Central Section




**Scott Barcus**  
Sierra High School  
Central Section



**Rita Fagundes**  
Bella Vista High School  
Sac-Joaquin Section




**Bill Williams**  
Vintage High School  
Sac-Joaquin Section



**Ed Parker**  
Mills High School  
Central Coast Section



**Bruce Makinson**  
Nova High School  
Northern Section




**James R. Thomas**  
Lowell High School  
San Francisco Section




**Dennis McClanahan**  
Mt. Carmel High School  
San Diego Section



**Will Wester**  
San Pasqual High School  
San Diego Section



**Milt Goffman**  
El Camino High School  
L.A. City Section



**Scott McQueen**  
Narbonne High School  
L.A. City Section



# CIF/REEBOK STATE CHAMPIONSHIP RECORDS

## BOYS

<b>100 METERS</b>		
10.44	Henry Thomas, Hawthorne	1984
<b>200 METERS</b>		
20.68c	James Sanford, Pasadena	1977
<b>400 METERS</b>		
45.84c	Chip Rish, (Marina) Huntington Beach	1985
<b>800 METERS</b>		
1:47.31	Pete Richardson, Berkeley	1981
<b>1600 METERS</b>		
4:04.0c	Mark Schilling, Garden Grove	1972
<b>3200 METERS</b>		
8:41.9c	Eric Hulst, Laguna Beach	1975
<b>110 METER HIGH HURDLES</b>		
13.41	Steve Kerho, Mission Viejo	1982
<b>300 METER INTERMEDIATE HURDLES</b>		
35.50	George Porter, (Cabrillo) Lompoc	1985
<b>400 METER RELAY</b>		
40.78	John Muir, Pasadena	1987
<b>1600 METER RELAY</b>		
3:08.94	Berkeley	1981
<b>HIGH JUMP</b>		
7'3 1/4"	Lee Balkin, Glendale	1979
<b>LONG JUMP</b>		
25'4 1/2"	Jerry Proctor, (John Muir) Pasadena	1967
<b>POLE VAULT</b>		
17'1/2"	Anthony Curran, (Crespi) Encino	1978
<b>TRIPLE JUMP</b>		
52'4 3/4"	Ken Frazier (Mission) San Francisco	1981
<b>SHOT PUT</b>		
68'4"	Brian Blutreich, (Capistrano Valley) Mission Viejo	1985
<b>DISCUS THROW</b>		
203'4"	Brian Blutreich, (Capistrano Valley) Mission Viejo	1985

## GIRLS

<b>100 METERS</b>		
11.42	Sharon Ware, Berkeley	1980
<b>200 METERS</b>		
23.19	Sherri Howard, (Kennedy) Granada Hills	1980
<b>400 METERS</b>		
52.39	Denean Howard, (Kennedy) Granada Hills	1982
<b>800 METERS</b>		
2:04.91	Trena Hull, Compton	1984
<b>1600 METERS</b>		
4:39.92	Polly Plumer, (University) Irvine	1982
<b>3200 METERS</b>		
10:08.14	Cory Schubert, (Del Mar) San Jose	1983
<b>100 METER LOW HURDLES</b>		
13:34	Janeene Vickers, Pomona	1987
<b>300 METER LOW HURDLES</b>		
40.18	Leslie Maxie, Millbrae Mills	1984
<b>400 METER RELAY</b>		
45.13	Berkeley	1981
<b>1600 METER RELAY</b>		
3:37.71	Kennedy, Granada Hills	1981
<b>HIGH JUMP</b>		
6'2"	Latrese Johnson, Clovis	1985
<b>LONG JUMP</b>		
20'9 3/4"	Wendy Brown, Woodside	1984
<b>TRIPLE JUMP</b>		
42'10 1/2"	Wendy Brown, Woodside	1984
<b>SHOT PUT</b>		
52'7 1/2"	Natalie Kaaiawahia, Fullerton	1983
<b>DISCUS THROW</b>		
172'11"	Leslie Deniz, Gridley	1980

# U.S. NATIONAL HIGH SCHOOL RECORDS

## BOYS

<b>100 METERS</b>		
10.18	Roy Martin, Dasso, TX, Roosevelt	1985
10.1	Derrick Florence, Galveston, TX, Ball	
<b>200 METERS</b>		
20.0	Roy Martin, Dallas, TX, Roosevelt	1985
<b>400 METERS</b>		
45.5	Anthony Ketchum, Needleville, TX	1981
<b>800 METERS</b>		
1:47.31	Pete Richardson, Berkeley, CA	1981
<b>1600 METERS</b>		
3:58.30	Jim Ryun, Wichita, KS, East	1965
<b>3200 METERS</b>		
8:41.50	Steve Prefontaine, Coos Bay, OR, Marshfield	1969
<b>110 METER HIGH HURDLES</b>		
12.9	Renaldo Nehemiah, Fanwood, NJ, Scotch Plains	1977
<b>300 METER INTERMEDIATE HURDLES</b>		
35.32	George Porter, Lompoc, CA, Cabrillo	1985
<b>400 METER RELAY</b>		
40.0	Austin, TX, Reagan	1988
<b>1600 METER</b>		
3:07.40	Hawthorne, CA	1985
<b>HIGH JUMP</b>		
7.5 1/4	Dothel Edwards, Athens, GA, Cedar Shoals	1984
<b>LONG JUMP</b>		
25.9 1/2	Gerald Hardeman, Fresno, CA, Edison	1972
<b>POLE VAULT</b>		
17.9 1/2	Joe Dial, Narlow, OK	1981
<b>TRIPLE JUMP</b>		
52.10 1/2	Charles Mayfield, Pasadena, CA, John Muir	1980
<b>SHOT PUT</b>		
77.0	Michael Carter, Dallas, TX, Jefferson	1979
<b>DISCUS THROW</b>		
224.3	Kamy Keshmiri, Reno, NV	1987

## GIRLS

<b>100 METERS</b>		
11.29	Barbara Bell, Fort Worth, TX, Trimble Tech	1981
<b>200 METERS</b>		
23.19	Sherri Howard (Kennedy) Granada Hills, CA	1980
<b>400 METERS</b>		
52.39	Denean Howard, Granada Hills, CA, Kennedy	1982
<b>800 METERS</b>		
2:04.5	Joetta Clark, Maplewood, NJ, Columbia	1980
<b>1600 METERS</b>		
4:39.4	Laura Matson, Andover, Bloomfield Hills, MI	1985
<b>3200 METERS</b>		
10:03.7	Erin Keogh, Langley, VA, McLean	1987
<b>100 METER LOW HURDLES</b>		
13.33	Dawn Bowles, Neptune, NJ	1988
<b>300 METER LOW HURDLES</b>		
40.18	Leslie Maxie, Millbrae, CA, Mills	1984
<b>400 METER RELAY</b>		
45.11	Hawthorne, CA	1985
<b>1600 METER RELAY</b>		
3:37.69	Pasadena, CA, John Muir	1985
<b>HIGH JUMP</b>		
6.2 3/4	Latrese Johnson, Clovis, CA	1985
<b>LONG JUMP</b>		
22.1 3/4	Kathy McMillian, Raeford, NC, Hoke County	1976
<b>TRIPLE JUMP</b>		
42.10 1/2	Wendy Brown, Woodside, CA	1984
<b>SHOT PUT</b>		
53.7 3/4	Natalie Kaaiawahia, Fullerton, CA	1983
<b>DISCUS THROW</b>		
176.4	Cindy Johnson, Chandler, AZ	1982



# PAST CIF/REEBOK TEAM CHAMPIONS

## BOYS

SCHOOL	POINTS	COACH	LOCATION	DATES
Manual Arts, Los Angeles	25	Otto Fritsch	Fresno High	4/3/15
Manual Arts, Los Angeles	37 1/2	Otto Fritsch	YMCA Field, Los Angeles	4/8/16
Coalinga	25	Charles Geer	Berkeley	4/28/17
Pasadena	25	George Main	Sacramento Fair	4/27/18
Manual Arts, Los Angeles	21	Sid Foster	San Bernardino High	4/26/19
Los Angeles	18	Glenn Whittle	Bakersfield Fair	4/24/20
Lincoln, Los Angeles	17	Tommy Davis	Berkeley	4/30/21
Huntington Beach	16	Ray Walker	Stockton Fair	5/6/22
Hollywood	17 1/2	William Paige	Occidental College, Los Angeles	5/12/23
Manual Arts, Los Angeles	26	Sid Foster	Taft High	5/10/24
Manual Arts, Los Angeles	16	Sid Foster	Stanford Stadium	5/9/25
Polytechnic, Los Angeles	17	Edward Leahy	Los Angeles Coliseum	5/8/26
Glendale	35	Norman Hayhurst	Modesto High	5/7/27
Polytechnic, Long Beach	21	Norman Baker	Selma High	5/5/28
San Diego	22 3/4	Glenn Broderick	Los Angeles Coliseum	5/11/29
Sacramento (Tie)	11	Lawrence Janssen	Berkeley	5/10/30
San Diego (Tie)	11	Glenn Broderick		
Santa Ana	11	G.A. "Tex" Oliver		
Polytechnic, Los Angeles	19 1/2	Edward Leahy	Visalia	5/23/31
Polytechnic, Long Beach	22 1/2	Norman Baker	Modesto Junior College	5/2/32
Central, El Centro	18	J.H. Armstrong	Los Angeles Coliseum	5/20/33
Muir, Pasadena	15 1/2	Albion Walton	Edwards Stadium, Berkeley	5/26/34
Fullerton	14	Harold Lang	Ratcliffe Stadium, Fresno	5/25/35
Muir, Pasadena	18	Albion Walton	Gridley High	5/23/36
Jefferson, Los Angeles	23 1/2	Harold Edelson	Wilson High, Long Beach	5/22/38
Bakersfield	16	"Cap" Haralson	Los Angeles Coliseum	5/27/39
Bakersfield	18 1/2	"Cap" Haralson	Visalia High	5/25/40
Edison, Fresno	22	Harold Bicknell	Spartan Stadium, San Jose	5/24/41
Redondo	21	Harold Grant	Compton College	5/25/46
Washington, Los Angeles	24	Gail Wyatt	Visalia High	5/31/47
Jordan, Los Angeles	22	Bill Zazueta	Edwards Stadium, Berkeley	5/29/48
Jefferson, Los Angeles	28 1/2	Estel Johnson	Los Angeles Coliseum	5/28/49
Jefferson, Los Angeles	40	Estel Johnson	Hughes Stadium, Sacramento	5/27/50
Jefferson, Los Angeles	16 1/2	Estel Johnson	Edwards Stadium, Berkeley	5/26/51
Jefferson, Los Angeles	30 1/2	Estel Johnson	Los Angeles Coliseum	5/24/52
Manual Arts, Los Angeles	16 3/4	Charles Toney	Ratcliffe Stadium, Fresno	5/29/53
Alameda	19	Lewis Jolley	Edwards Stadium, Berkeley	5/29/54
Centennial, Compton	29	Bill Gill	Los Angeles Coliseum	5/28/55
Jefferson, Los Angeles	24 2/3	Estel Johnson	Chico State College	6/2/56
Berkeley	23	Rich Hacker	Edwards Stadium, Berkeley	6/1/57
Compton (Tie)	11	Ernest Hartman	Veterans Stadium, Long Beach	5/31/58
Manual Arts, Los Angeles (Tie)	11	Charles Toney		
Polytechnic, Long Beach	14	Leon Forman	Memorial Stadium, Bakersfield	
Jordan, Los Angeles	15	Jesse Flores	Stanford Stadium	
Centennial, Compton	11	Bill Gill	East Los Angeles College	
Jefferson, Los Angeles	14	John Childress	Modesto Junior College	6/2/62
Edison, Fresno	15	Frank Fletcher	Edwards Stadium, Berkeley	5/31-6/1/63
Jefferson, Los Angeles (Tie)	13	Andy Bakjian	Los Angeles Coliseum	6/5-6/6/64
Polytechnic, Long Beach	13	Leon Forman		
Polytechnic, Long Beach	19	Leon Forman	Memorial Stadium, Bakersfield	6/4-5/65
Dorsey, Los Angeles	22	Rod Richard	Edwards Stadium, Berkeley	6/3-4/66
Muir, Pasadena	26	Walter Opp	Balboa Stadium, San Diego	6/2-3/67
Centennial, Compton	26	Bill Gill	Edwards Stadium, Berkeley	5/31-6/1/68
Los Angeles	22	E. Bravo	UCLA	6/6-7/69
Los Altos	29	Leo Long	Edwards Stadium, Berkeley	6/5-6/70
Lompoc	13	Frank Hiatt	UCLA	6/4-5/71
Sacramento	18*	Scotty Bingham	Oroville High	6/1-2/72
Wilson, San Francisco	20	Adam Banks	Woodland High	6/1-2/73
Muir, Pasadena	23*	Walter Opp	Memorial Stadium, Bakersfield	5/31-6/1/74
Harry Ellis, Richmond	22	Sylvester Greenwood	San Diego	6/6-7/75
Hamilton, Los Angeles	12	Gene Broadwater	U.C. Berkeley	6/4-5/76
Pasadena	26	Bob Prullt	UCLA	6/3-4/77
El Camino, Oceanside	16	Nil Kovacevich	Memorial Stadium, Bakersfield	6/2-3/78
Pasadena	16	Art Large	Hughes Stadium, Sacramento	6/1-2/79
Berkeley	41	Willie White	Edwards Stadium, Berkeley	6/6-7/80
Berkeley	58	Willie White	Cerritos College, Norwalk	6/5-6/81
Crenshaw, Los Angeles (Tie)	20	Bob Volles	Hughes Stadium, Sacramento	6/4-5/82
Mission Viejo (Tie)	20	Gene Gurley		
Hawthorne	40*	Kye Courtney	Memorial Stadium, Bakersfield	6/4/83
Hawthorne	52	Kye Courtney	Los Angeles Coliseum	6/2/84
Hawthorne	29	Kye Courtney	Sacramento	5/31/85
Taft, Woodland Hills	26	Tom Stevens	Norwalk	6/6/86
Hawthorne	34	Kye Courtney	Sacramento	6/5/87
Hawthorne	34	Kye Courtney	Cerritos	6/3/88

No meets held 1941-1945, World War II

\*Reported figures for finals. Scoring system used was 5-3-2-1 from 1915 to 1928, 5-3-2-1 1/2 for 1929 from 1931 to 1965, 6-4-3-2-1 from 1966 to 1979, and 10-8-6-5-4-3 since 1980.

## GIRLS

Berkeley	13	Willie White	Memorial Stadium, Bakersfield	5/31-6/1/74
Washington, Los Angeles	22	Arnice Reddick	San Diego	6/6-7/75
Berkeley	20	Willie White	U.C. Berkeley	6/4-5/76
Locke, Los Angeles	14	Addie Cornelius	UCLA	6/3-4/77
Hill, San Jose	16	John Johnigan	Memorial Stadium, Bakersfield	6/2-3/78
Westchester	24	Pat Nordell	Hughes Stadium, Sacramento	6/1-2/79
Kennedy, Granada Hills	48	Dixie Griffen	Edwards Stadium, Berkeley	6/6-7/80
Berkeley	64	Willie White	Cerritos College, Norwalk	6/5-6/81
Berkeley	48	Willie White	Hughes Stadium, Sacramento	6/4-5/82
Berkeley	29	Willie White	Memorial Stadium, Bakersfield	6/4/83
Woodside	38	Susie Wilson	Los Angeles Coliseum	6/2/84
Muir, Pasadena	55	Jim Brownfield	Sacramento	5/31/85
Hawthorne	40	Kye Courtney	Norwalk	6/6/86
Pomona	30	Isaiah Sanders	Sacramento	6/5/87
Bakersfield	28	Scott Semar	Cerritos	6/3/88

Scoring systems used were 5-3-1 in 1974, 5-4-3-2-1 from 1976 to 1979, and 10-8-6-4-2-1 since 1980.



# CIF/REEBOK INDIVIDUAL EVENT CHAMPIONS

## POLE VAULT/Boys

1957	Voyce Hendrix (Riverdale)	13-6
1958	John Rose (Hoover, Glendale)	14-1
1959	Bob Looney (Santa Barbara)	13-8 3/4
1960	Mike Flanagan (Ganesh, Pomona)	
	Gary Down (Anaheim)	13-3
1961	Mike Graves (El Cajon)	14-2 1/4
1962	Eric Berge (Costa Mesa)	
	Bob Richardson (Ganesh, Pomona)	
1963	Bill Fosdick (Hill, San Jose)	14-8 3/4
1964	Paul Wilson (Warren, Downey)	15-4 1/4
1965	Paul Wilson (Warren)	15-6 1/4
1966	Wayne Meyers (Foothill, Sacramento)	15-0 3/4
1967	Tom Reynolds (Morningside, Inglewood)	14-10
1968	Steve Smith (South, Torrance)	15-3 1/2
1969	Steve Smith (South)	16-0
1970	Tom Lindsay (LaSierra, Carmichael)	14-10 1/2
1971	Tim Quinn (Monroe, Sepulveda)	15-2
1972	Hubert Black	15-2
1973	Tim Curran (Crispi, Encino)	16-2 3/4
1974	Jim Knaub (Lakewood)	
1975	Keith Schimmel (Villa Park)	15-6
1976	Tim Hintnaus (Aviation, Redondo Beach)	15-2
1977	Anthony Curran (Crespi, Encino)	16-0
1978	Anthony Curran (Crespi)	17-0 1/4
1979	Clark Eliot (Bellflower)	15-6
1980	Greg Stull (Troy, Fullerton)	15-10
1981	Doug Wicks (South, Bakersfield)	15-2
1982	Scott Christensen (Acalances)	15-6
1983	Mike Kibort (Saratoga)	15-6
1984	Moen Ivar (Los Gatos)	16-2
1985	Brent Burns (Acalanes, Lafayette)	16-2
1986	Steve Toney (Menlo-Atherton, Atherton)	16-2
1987	Steve Slocum (Foothill, Santa Ana)	15-6
1988	Tom Richards (San Marcos)	16-0

## DISCUS/Girls

1976	Kathy Middleton (Poway)	134-5
1977	Karen Stampfl (Lassen, Susanville)	137-8
1978	Christi Pyle (Hoover, Glendale)	149-3
1979	Leslie Deniz (Gridley)	167-1
1980	Leslie Deniz (Gridley)	172-11
1981	Natalie Kaaiawahia (Fullerton)	162-10
1982	Jacque Norton (Mission Viejo)	160-2
1983	Natalie Kaaiawahia (Fullerton)	170-1
1984	Stacy Hom (Cordova)	159-1
1985	Lill Lli (Nogales, La Puente)	162-2
1986	Tracy Crawford (South East, San Diego)	156-2
1987	Dawn Dumble (Bakersfield)	144-10
1988	Melissa Weis (Bakersfield)	159-7

## HIGH JUMP/Girls

1974	Pam Blackburn (Cubberley, Palo Alto)	5-8
1975	Kim Maddox (Los Angeles)	5-8
1976	Kari Gossweiler (Upland)	5-10
1977	Kari Gossweiler (Upland)	5-9
1978	Sue McNeal (Carlsbad)	5-10 1/4
1979	Tonya Alston (Chico)	5-9
1980	Karen Lysaght (St. Francis, Sacramento)	6-0
1981	Katrina Johnson (Marshall, Pasadena)	5-10
1982	Katrina Johnson (Marshall, Pasadena)	5-11
1983	Tonya Mendonca (Mt. Whitney, Visalia)	6-1
1984	Wendy Brown (Woodside)	6-1 1/4
1985	Latrese Johnson (Clovis)	6-2
1986	Yleana Carrasco (Anaheim)	5-10
1987	Lynn Patrick (Serra, San Diego)	5-10
1988	Crissy Hills (Campbell Hill)	5-10

## DISCUS/Boys

1959	Ron Sindow (San Rafael)	176-1
1960	Alex Darnes (Polytechnic, S.F.)	178-8
1961	Bob Stoecker (Los Altos)	188-6 1/2
1962	Bob Stoecker (Los Altos)	185-11 1/2
1963	Stan McDonald (Edison, Fresno)	178-1
1964	Bill Staley (Las Lomas, Walnut Creek)	181-2
1965	Bruce Naglee (Baltimore, San Jose)	172-3 1/2
1966	Jim Peters (Piedmont)	189-1
1967	Bred DeBernardi (Hart, Newhall)	178-2
1968	Rory Kenward (San Marcos, Santa Barbara)	183-11
1969	Chris Adams (Los Altos)	188-0
1970	Chris Adams (Los Altos)	201-3
1971	Bob Otto (Porterville)	184-9
1972	Scott Overton (Los Altos)	185-10
1973	Lonnie Shelton (Foothill, Bakersfield)	195-5
1974	Ray Burton (Vacaville)	193-0
1975	Mike Alberg (Lodi)	171-11
1976	Scott Endler (Hoover, Fresno)	192-10

1977	David Thompson (Santa Ynez)	190-0
1978	David Porath (Atwater)	199-5
1979	Hand Kraychir (San Jacinto)	192-9
1980	Paul Dender (Shafter)	192-9
1981	Antonio Dobbins (Burroughs, Ridgecrest)	180-10
1982	Antonio Dobbins (Burroughs)	191-1
1983	Barry Estes (Clovis)	183-4
1984	Tambi Weni (Fountain Valley)	185-11
1985	Brian Bluetreich (Capistrano Valley, Mission Viejo)	203-4
1986	Jeff Hooper (Del Campo, Fair Oaks)	187-4
1987	Dave Bultman (Royal, Simi Valley)	193-6
1988	John Wirtz (Leland)	192-10

## SHOT PUT/Girls

1974	Kathy Devine (Mission Bay, San Diego)	47-4 1/2
1975	Kathy Devine (Mission Bay)	42-3 3/4
1976	Becky Daniel (Newport Harbor)	42-9 3/4
1977	Debra Thornton (Sacramento)	43-9
1978	Kerry Zwart (Crecenta Valley)	45-11 1/2
1979	Susie Ray (Villa Park)	48-4 1/2
1980	Natalie Kaaiawahia (Fullerton)	48-4 1/2
1981	Natalie Kaaiawahia (Fullerton)	51-8 1/2
1982	Natalie Kaaiawahia (Fullerton)	50-3
1983	Natalie Kaaiawahia (Fullerton)	52-7 1/2
1984	Pam Alexander (Arlington)	46-3 1/2
1985	Elaina Oden (Irvine)	46-11 3/4
1986	Brandi Gail (Rowland, Hacienda Hills)	45-2 1/4
1987	Kim Lassair (North Gate)	39-6 1/4
1988	Dawn Dumble (Bakersfield)	00-0

## TRIPLE JUMP/Girls

1982	Wendy Brown (Woodside)	
1983	Wendy Brown (Woodside)	40-3
1984	Wendy Brown (Woodside)	42-10 1/2
1985	Shiela Hudson (Rio Linda)	41-10w
1986	Felicia Harris (San Lorenzo)	40-2
1987	Kim Lassair (Northgate)	39-6 1/4
1988	Stacy Thompson (Horse)	39-1

## LONG JUMP/Boys

1957	Luther Hayes (Lincoln, San Diego)	23-8 1/2
1958	Steve Rogers (Brawley)	24-6
1959	Efften Jones (Delano)	23-5 3/4
1960	Walt Roberts (Compton)	24-7 1/4
1961	Robert McKeever (Fremont, L.A.)	24-3
1962	James Kennedy (Lincoln, San Diego)	24-5 3/4
1963	Jerry Williamis (Berkeley)	24-3 1/2
1964	Bobby Bonds (Polytechnic, Riverside)	25-3
1965	Manuel Murrell (Polytechnic, Long Beach)	24-9 3/4
1966	Doyle Steel (San Diego)	25-3 1/4
1967	Jerry Proctor (Muir, Pasadena)	25-4 1/2
1968	Heulon Hewitt (Merced)	24-7
1969	Lynn Swann (Serra, San Mateo)	24-2 3/4
1971	Randy Williams (Edison, Fresno)	26-3 1/4
1972	Carl McCullough (Sacramento)	24-7
1973	Jerry Herndon (Cajon, San Bernardino)	25-4 1/2
1974	James Lofton (Washington, L.A.)	24-3 1/2
1975	Paul Wilson (Fontana)	24-8 1/2
1977	Kurt Durham (Oakland)	25-0 3/4
1978	Dokie Williams (El Camino, Oceanside)	25-1 1/4
1979	George Gaffney (Lemoore)	24-1 3/4
1980	Charles Mayfield (Muir, Pasadena)	23-4 3/4
1981	Ed Tave (Muir, Pasadena)	25-0 1/2
1982	Cornell Archie (Norte Del Rio)	24-4 3/4
1983	Johnny Cleveland (Soquel)	24-6 1/2
1984	Joe Richardson (Pasadena)	24-11
1985	Larry Nelson (Simi Valley)	24-3 1/4
1986	Curtis Rodgers (Johnson, Sacramento)	23-10
1987	Percy Knox (Antelope Valley)	24-6 1/2
1988	Diatory Gildersleeve (Grant)	24-5 1/2

## HIGH JUMP/Boys

1957	Robert Avant (Hart, Newhall)	6-8
1958	Ray Nickleberry (Oxnard)	
	Paul Stuber (Bellflower)	6-8
1959	Paul Stuber (Bellflower)	6-7 1/4
1960	Archie Green (Oakland)	
	Roger Olsen (Willow Glen, San Jose)	6-6 1/4
1961	Richard Jones (Bakersfield)	6-8 1/4
1962	Richard Jones (Bakersfield)	
	Otis Burrell (Jefferson, L.A.)	
	Bob Channell (McLane, Fresno)	6-7 1/2
1963	Ed Caruthers (Valley, Santa Ana)	6-8

1964	Gregg Heet (Lowell, Whittier)	6-7 3/4
1965	Ken Brown (Castlemont, Oakland)	6-8 1/2
1966	Tom Clyburn (Balboa, San Francisco)	6-10
1967	Reynaldo Brown (Compton)	6-9 1/4
1968	Reynaldo Brown (Compton)	7-0
1969	Reynaldo Brown (Compton)	7-0
1970	Jerry Culp (Oceanside)	7-0 1/4
1971	Dwight Stones (Glendale)	7-1 1/2
1972	Carl Miles (Polytechnic, Long Beach)	6-10
1973	Randy Turner (Wilson, San Francisco)	6-6
1974	Charles Hatch (Wilson, San Francisco)	7-0
1975	Johnny Washington (Fremont, L.A.)	7-0
1976	John Lane (American, Fremont)	6-11
1977	Dennis Smith (Santa Monica)	7-2
1978	Brad Harris (Los Alamitos)	6-11
1979	Lee Balkin (Glendale)	7-3 1/4
1980	Greg Denby (Crenshaw, L.A.)	6-10
1981	Anthony Caire (Plus X, Downey)	7-1
1982	Maurice Crumby (Balboa, San Francisco)	7-2
1983	Kenny Burke (Westlake)	7-0
1985	Mark Webster (Homestead, Cupertino)	6-9
1986	Derrick Moore (Millikan, Long Beach)	6-10
1987	Luis F. Juico (Piedmont Hills)	7-1
1988	Reggie Bettor (Antelope Valley)	7-0

## LONG JUMP/Girls

1974	Jodi Anderson (Washington, L.A.)	19-7
1975	Jodi Anderson (Washington, L.A.)	19-6 1/2
1976	Jodi Anderson (Washington, L.A.)	20-0 1/4
1977	Lisa Gourline (El Toro)	19-1
1978	Kathy Hayes (Madera)	19-3
1979	Gwen Loud (Westchester)	20-4 1/2
1980	Marlene Harmon (Thousand Oaks)	20-8 3/4
1981	Chris Mose (El Cajon)	18-10 1/4
1982	Wendy Brown (Woodside)	19-10 1/2
1983	Gail Devers (Sweetwater)	19-6
1984	Wendy Brown (Woodside)	20-9 3/4
1985	Yvette Roberts (Washington Union, Easton)	19-1
1986	Madette Smith (Quartz Hills)	20-4 3/4
1987	Karen Lawson (St. Francis, Mt. View)	19-1 1/2
1988	Tonya Conner (Barstow)	19-5 3/4

## SHOT PUT/Boys

1957	Clark Branson (Pasadena)	64-0 3/4
1958	Jack Slocombe (Millikan, Long Beach)	61-4 1/2
1959	Mike Parker (Turlock)	57-8
1960	Matthew Baggett (Berkeley)	60-7
1961	Bill Pace (El Rancho, Pico Rivera)	64-3 1/4
1962	Jim O'Brien (DeAnza, Richmond)	62-2 1/2
1963	Bruce Wilsheim (Fremont, Sunnyvale)	63-4 3/4
1964	Bob Brannon (Los Gatos)	62-7 1/4
1965	Steve Marcus (Pacific Palisades)	63-11 1/4
1966	John Hubble (Polytechnic, Long Beach)	66-11
1967	John Buehler (Whittier)	65-3 1/4
1968	Pete Schmonck (San Dieguito, Encinitas)	63-11
1969	Sam Cunningham (Santa Barbara)	61-2
1970	Randy Withrow (Pasadena)	63-8 3/4
1971	Mark Stevens (Newport Harbor)	67-2 1/4
1972	Randy Cross (Crespi, Encino)	65-7 1/2
1973	Jim Niedhart (Newport Harbor)	67-2 1/4
1974	Dave Kurrasch (Santa Ana)	63-10 1/2
1975	Dave Kurrasch (Newport Harbor)	65-9 1/2
1976	Steve Montgomery (Lassen, Susanville)	68-0
1977	Craig Polley (Sunny Hills, Fullerton)	62-4 1/4
1978	Dave Porath (Atwater)	65-10 3/4
1979	Don Mosebar (Mt. Whitney, Visalia)	62-6 3/4
1980	Scott Frazett (Muir, Pasadena)	64-4 1/4
1981	John Frazier (Antelope Valley, Lancaster)	63-8 3/4
1982	Pat Kyle (Buena Park)	60-4
1983	Curt Sisco (Vacaville)	63-9 1/2
1984	Brian Bluetreich (Capistrano Valley)	64-7 1/4
1985	Brian Bluetreich (Capistrano Valley)	68-4
1986	Brian Boggess (El Capitan, Lakeside)	61-4
1987	Dave Bultman (Royal, Simi Valley)	67-0
1988	Kaleaph Carter (Edison, H.B.)	64-0 1/2

## TRIPLE JUMP/Boys

1939	Jack Laughner (Wilson, Long Beach)	44-8 1/2
1973	Willie Banks (Oceanside)	49-7 1/4
1974	Willie Banks (Oceanside)	50-9
1975	Mike Dobbins (Merced)	49-3
1976	Greg Caldwell (Fremont, Los Angeles)	51-8 1/2 w
1977	Dokie Williams (El Camino, Oceanside)	51-0 1/2
1978	Dokie Williams (El Camino)	50-4 1/4
1979	Henry Ellard (Hoover, Fresno)	48-2 1/2
1980	Freeman Miller (Fremont, Los Angeles)	50-8



# CIF/REEBOK INDIVIDUAL EVENT CHAMPIONS (CONT.)

## TRIPLE JUMP/Boys

1981 Ken Frezier (Mission, San Francisco)	50-10 3/4
1982 Archie Cornell (Fresno)	50-3 1/4
1983 Torrey Barr (McLane, Fresno)	50-2 1/2
1984 Joe Richardson (Pasadena)	51-8 1/4
1985 Terrence Strong (Bakersfield)	51-9 1/2 w
1986 Marcus Hooks (Lakewood)	51-4 1/4
1987 Joel Smith (Cordova)	50-10
1988 Tyrone Scott (Mesa Verde)	50-6

## 400-METER RELAY/Girls

1974 Berkeley	
1975 Muir, Pasadena	
1976 Muir, Pasadena	
1977 Crawford, San Diego	
1978 Jordan, Los Angeles	
1979 Westchester	
1980 Kennedy, Granada Hills	
1981 Berkeley	
1982 Dorsey, Los Angeles	
1983 Hawthorne	46.56
1984 Hawthorne	45.99
1985 Hawthorne	45.95
1986 Hawthorne	45.54
1987 St. Francis, Mt. View	45.95
1988 Hawthorne	47.10

## 400-METER RELAY/Boys

1968 Centennial, Compton	
1969 Castlemont, Oakland	
1970 Santa Ana	
1971 El Cerrito	
1972 Wilson, San Francisco	
1973 Wilson, San Francisco	
1974 Kennedy, Richmond	
1975 Ellis, Richmond	
1976 Kennedy, Barstow	
1977 Pasadena	
1978 El Cerrito	
1979 Pasadena	
1980 Washington, Los Angeles	
1981 Berkeley	
1982 Oakland	
1983 Edison, Fresno	
1984 Berkeley	40.83
1985 Muir, Pasadena	41.32
1986 Johnson, Sacramento	41.30
1987 Muir, Pasadena	40.78
1988 Oakland	41.33

## 1600 METER RUN/Girls

1974 Jill Caldwell (Westminster)	5:02.2
1975 Kathy Costello (Pleasant Hill)	4:53.5
1976 Linda Broderick (Tamalpais, Mill Valley)	4:56.8
1977 Linda Goen (North, Bakersfield)	4:47.8
1978 Cheri Williams (Livermore)	4:44.95
1979 Linda Goen (North, Bakersfield)	4:51.08
1980 Polly Plumer (University, Irvine)	4:46.71
1981 Polly Plumer (University)	4:42.43
1982 Polly Plumer (University)	4:44.93
1983 Cory Schubert (Del Mar, San Jose)	4:44.93
1984 Shannon Clark (Mt. View)	4:47.52
1985 Shannon Clark (Mt. View)	4:49.14
1986 Darcy Arreola (Grossmont, Le Mesa)	4:45.13
1987 Kira Jorgensen (Vista)	4:45.98
1988 Kira Jorgensen (Vista)	4:49.54

## 1600 METER RUN/Boys

1957 Tim Roelen (San Fernando)	4:20.2
1958 Woody Covington (Compton)	4:23.7
1959 Dale Story (Orange)	4:11.0
1960 Ben Tucker (Polytechnic, San Francisco)	4:14.3
1961 Bruce Bess (La Habra)	4:18.8
1962 Dennis Carr (Lowell, Whittier)	4:08.7
1963 Tracy Smith (Arcadia)	4:14.4
1964 Mike Ryan (Wilcox, Santa Clara)	4:11.2
1965 Tim Danielson (Chula Vista)	4:08.0
1966 Tim Danielson (Chula Vista)	4:07.0
1967 Mike Solomon (Westminster)	4:11.4
1968 Clifton West (Kennedy, Sacramento)	4:09.0
1969 Decker Underwood (South, Torrance)	4:12.1
1970 Brent Tubb (Cleveland, Reseda)	4:12.9
1971 Brent Tubb (Cleveland)	4:09.6
1972 Mark Schilling (Garden Grove)	4:05.4
1973 Alvin Gilmore (Lompoc)	4:11.4

1974 Rick Kimball (De La Salle, Concord)	4:06.6
1975 John Johnson (Skyline, Oakland)	4:09.5
1976 Jim Arriola (Gahr, Cerritos)	4:14.6
1977 Mark Stillman (Willow Glen, San Jose)	4:06.9
1978 Paul Medvin (University, L.A.)	4:08.91
1979 Paul Medvin (University)	4:12.82
1980 Larry Guinee (Castro Valley)	4:06.18
1981 Jef Scott (El Camino, Sacramento)	4:10.06
1982 Tom Grewe (Carpenteria)	4:08.05
1983 Jim Frey (Yreka)	4:08.82
1984 Roman Gomez (Belmont)	4:09.05
1985 Roman Gomez (Belmont)	4:15.93
1986 Mark Mastiliri (Jesuit, Carmichael)	4:07.81
1987 Scott Robinson (Bellarmine)	4:07.95
1988 Reggie Williams (River City)	4:08.78

## 100-METER LOW HURDLES/Girls

1974 Yvonne Boone (Fremont, Oakland)	11.1
1975 Yvonne Boone (Fremont)	10.1
1976 Tuti Lee (Merced)	10.7
1977 Kris Costello (Lynbrook, San Jose)	13.97
1978 Kris Costello (Lynbrook)	13.83
1979 Janet Yarborough (Clovis)	14.01
1980 Judy Young (Berkeley)	13.52w
1981 Sherifa Sanders (Berkeley)	13.74
1982 Natalie Spinks (Skyline)	13.88
1983 Chewaukii Knighten (Locke, L.A.)	13.88
1984 Gail Devers (Sweetwater)	13.41
1985 Lana Cantrell (Muir, Pasadena)	13.57
1986 Janeene Vickers (Pomona)	13.74
1987 Janeene Vickers (Pomona)	13.34
1988 Michelle Decoux (Bishop O'Dowd)	13.91

## 110-METER HIGH HURDLES/Boys

1957 Ken Overholser (Glendale)	14.3
1958 Floyd James (Centennial, Compton)	14.1
1959 Bob Pierce (Burbank)	14.3
1960 Robert Bonds (Polytechnic, Riverside)	13.9
1961 Abe Johnson (McClymonds, Oakland)	14.2w
1962 Ron White (Dorsey, L.A.)	14.0
1963 Carl Davis (Compton)	13.9
1964 Earl McCullough (Polytechnic, Long Beach)	14.1
1965 Bill Persons (San Francisco)	
Rich Miller (Monrovia)	13.8
1966 Donald Parish (Dorsey, L.A.)	13.9
1967 Jerry Proctor (Muir, Pasadena)	13.7
1968 Kerry Hampton (Polytechnic, San Francisco)	14.0
1969 Jerry Wilson (Roosevelt, Fresno)	13.7
1970 Alfonso Hall (Morningside, Inglewood)	13.9
1971 Charles Jackson (Lompoc)	13.6w
1972 Daniel Jones (Palo Verde, Blythe)	13.6
1973 Mike Johnson (Pasadena)	13.6w
1974 Fred Shaw (Muir, Pasadena)	13.7
1975 Robert Gains (Kennedy, Richmond)	13.3
1976 Lloyd Jones (Ganessa, Pomona)	14.5
1977 Phillip Johnson (Gardena)	13.66
1978 Milan Stewart (West Covina)	13.97
1979 Jim Scannella (San Ramon, Danville)	13.87
1980 Don Ward (St. Mary's, Berkeley)	13.73
1981 David Ashford (West Covina)	13.67
1982 Steve Kerho (Mission Viejo)	13.41
1983 Mark Boyd (St. Mary's, Berkeley)	13.93
1984 Raymong Young (Hawthorne)	14.32
1985 Robert Reading (St. Mary's, Berkeley)	13.88
1986 Terry Johnson (Katella, Anaheim)	13.88
1987 Dana Hall (Ganessa)	13.98
1988 Darrell Thompson (Cerritos)	14.25

## 400-METER DASH/Girls

1974 Veronica Venezis (Terra Linda, San Rafael)	56.4
1975 Jodi Anderson (Washington, L.A.)	55.3
1976 Marquite Belk (Silver Creek, San Jose)	55.2
1977 Valerie Brisco (Locke, L.A.)	55.14
1978 Arlise Emerson (Westminster)	54.3
1979 Sherri Howard (San Geronimo, San Bernardino)	53.85
1980 Denean Howard (Kennedy, Granada Hills)	53.04
1981 Gervaise McGraw (Ganessa, Pomona)	54.15
1982 Denean Howard (Kennedy, Granada Hills)	52.39
1983 Leslie Maxie (Mills, Millbrae)	53.19
1984 Choo Choo Knighten (Locke)	52.67
1985 Choo Choo Knighten (Locke)	52.78
1986 Princess Bennett (Compton)	53.56
1987 Angela Rolfe (Dorsey)	53.55
1988 Angela Rolfe (Dorsey)	54.26

## 400-METER DASH/Boys

1958 Dixon Farmer (Miramonte, Orinda)	48.6
1959 Dixon Farmer (Miramonte)	48.6
1960 Ullis Williams (Compton)	47.2
1961 Ullis Williams (Compton)	47.8
1962 Manual Diaz (Keppel, Alhambra)	47.8
1963 Tommie Smith (Lemoore)	47.3
1964 Fred Banks (Jefferson, L.A.)	47.5
1965 Randy Julian (Bolsa Grande, Garden Grove)	47.4
1966 Mike Newton (Whittier)	47.2
1968 Edesel Garrison (Centennial, Compton)	46.7
1969 Larance Jons (Lemoore)	46.8
1970 Rick Brown (Los Altos)	47.8
1971 Tony Kryosiak (Garden Grove)	46.7
1972 Robert Harrell (Santa Ana)	47.4
1973 Ron Whitaker (Wilson, San Francisco)	47.0
1974 Rod Connors (Cordova, Rancho Cordova)	47.7
1975 John Ware (Sacramento)	47.2
1976 Darel Harris (Pittsburg)	47.6
1977 James Sanford (Pasadena)	46.60
1978 Bill Green (Cubberley, Palo Alto)	46.77
1979 Tony Banks (Morse, San Diego)	47.28
1980 Mike Turner (Centennial, Compton)	47.51
1981 David Timmons (Oakland)	47.09
1982 Fabian Cooper (Washington)	46.38
1983 Larry Walker (Edison, Fresno)	47.03
1984 Chip Rish (Marina)	46.82
1985 Chip Rish (Marina)	45.7
1986 Steve Lewis (American, Fresno)	46.59
1988 Travis Hannah (Hawthorne)	47.02

## 100-METER DASH/Girls

1974 Janice Wiser (La Jolla)	10.8
1975 Sanda Howard (Manual Arts, L.A.)	10.7
1976 Pam Waters (Bell)	11.0
1977 Jeanette Bolden (Centennial, Compton)	10.48w
1978 Kella Bolton (Hill, San Jose)	10.92
1979 Gwen Loud (Westchester)	10.62
1980 Sharon Ware (Berkeley)	11.42
1981 Sharon Ware (Berkeley)	11.66
1982 Gervaise McGraw (Ganessa, Pomona)	11.69
1983 Lisa Winston (Jordan, Long Beach)	11.73
1984 Gail Devers (Sweetwater)	11.51
1985 Tessa Giddens (Locke, L.A.)	11.58
1986 Angela Burnham (Rio Mesa, Oxnard)	11.78
1987 Janeene Vickers (Pomona)	11.76
1988 Angela Burnham (Rio Mesa, Oxnard)	11.52

## 100-METER DASH/Boys

1957 Preston Griffin (Centennial, Compton)	9.6
1958 Huble Watson (Jordan, L.A.)	9.6
1959 Bill Cowings (Fowler)	9.7
1960 Bill Cowings (Fowler)	9.7
1961 Forrest Beaty (Hoover, Glendale)	9.5
1962 Forrest Beaty (Hoover)	9.5
1963 Alvin Mann (Edison, Fresno)	9.6
1964 Jim Hines (McClymonds, Oakland)	9.7
1965 Harold Busby (Muir, Pasadena)	9.5
1966 Phil Underwood (Dorsey, L.A.)	9.6
1967 Mel Gray (Montgomery, Santa Rosa)	9.4
1968 Bob Ballard (Bellflower)	9.6
1969 Willie Robinson (Central, El Centro)	9.6
1970 Alle Carter (Bonita, LaVerne)	9.8
1971 George Reddick (Hamilton, L.A.)	9.6
1972 Carl McCullough (Sacramento)	9.5
1973 Elijah Jefferson (Crawford, San Diego)	9.6w
1974 Elijah Jefferson (Crawford)	9.8
1975 Kevin William (San Fernando)	9.4
1976 Billy Mullins (Hamilton, L.A.)	10.4
1977 David Russell (Henry, San Diego)	9.61
1978 Michael Sanford (Pasadena)	9.85
1979 Bill Green (Cubberley, Palo Alto)	9.59
1980 Howard Hawkins (Warren, Downey)	10.55
1981 Ken Robinson (Berkeley)	10.60
1982 Lew Dunn (North, Riverside)	10.53
1983 Steve Jones (Burbank, Sacramento)	10.64
1984 Henry Thomas (Hawthorne)	10.41
1985 Ron McCree (Madera)	10.49
1986 Ron McCree (Madera)	10.57
1987 Quincy Watts (Taft)	10.49
1988 Darren Stringer (Vacaville)	10.78

## 800-METER RUN/Girls

1974 Kathy Costello (Pleasant Hill)	2:10.4
1975 Kathy Costello (Pleasant Hill)	2:09.2
1976 Alice Trumbley (Coalinga)	2:13.3
1977 Ann Regan (Camden, San Jose)	2:08.0



# CIF/REEBOK INDIVIDUAL EVENT CHAMPIONS (CONT.)

## 800-METER RUN/Girls (Cont.)

1978	Ann Regan (Camden)	2:07.93
1979	Ann Regan (Camden)	2:10.21
1980	Marilyn Davis (Miramonte, Orinda)	2:09.73
1981	Donna Curtis (Culver City)	2:06.08
1982	Rennie Durand (Laguna Beach)	2:06.36
1983	Kerri Zaleski (Millikan, L.B.)	2:06.41
1984	Trena Hull (Compton)	2:04.91
1985	Kristen Dowell (Santa Teresa, San Jose)	2:10.07
1986	Laura Chapel (University City, San Diego)	2:08.66
1987	Kimberly McAllister (Locke, L.A.)	2:12.92
1988	Kathy Roldan (Mt. Whitney)	2:12.11

## 800-METER RUN/Boys

1957	Jim Cerveny (Mission Bay, San Diego)	1:52.7
1958	Alfred Gentry (Fremont, L.A.)	1:55.4
1959	Dave Dunbar (Westmoor, Daly City)	1:53.2
1960	Ray VanAsten (Bonita, LaVerne)	1:51.9
1961	Mike Gibeau (Lincoln, San Francisco)	1:53.1
1962	Doug Parker (Chico)	1:52.2
1963	Dennis Carr (Lowell, Whittier)	1:50.9
1964	Bob Hose (Madison, San Diego)	1:57.7
1965	Richard Joyce (Sierra, Whittier)	1:48.8
1966	Terry Rogers (Hilltop, Chula Vista)	1:51.5
1967	Lawrence Banks (Dorsey, L.A.)	1:51.2
1968	George Alfaro (Pittsburg)	1:52.3
1969	Ricco Sanchez (Canoga Park)	1:51.6
1970	Rick Brown (Los Altos)	1:50.6
1971	Percell Keeling (Morningside, Inglewood)	1:51.8
1972	Dale Scott (El Cerrito)	1:49.7
1973	Randy Lopez (Alhambra)	1:52.4
1974	John Musich (Burbank)	1:51.0
1975	Conrad Suhr (Leigh, San Jose)	1:51.0
1976	Wyatt Bishop (Carlmont, Belmont)	1:54.4
1977	Jim Walters (Estancia, Costa Mesa)	1:49.4
1978	David Mack (Locke, L.A.)	1:53.83
1979	David Mack (Locke)	1:50.17
1980	Peter Quinonez (Tulare)	1:50.11
1981	Pete Richardson (Berkeley)	1:47.31
1982	John Phillips (Los Altos)	1:49.99
1983	Kimmie James (Richmond)	1:50.63
1984	Eric Schermerhorn (Woodbridge)	1:49.61
1985	Sean Langer (Bakersfield)	1:51.75
1986	Vincent Thompson (Locke, L.A.)	1:50.25
1987	Don Gabor (Amador Valley)	1:52.3
1988	Mark Senior (Mt. Miguel)	1:51.37

## 300-METER LOW HURDLES/Girls

1981	Audrey Williams (Saugus)	42.26
1982	Gayle Kellon (Walnut)	41.09
1983	Gayle Kellon (Walnut)	41.71
1984	Leslie Maxie (Mills)	40.90
1985	Leslie Maxie (Mills, Millbrae)	41.80
1986	Janeene Vickers (Pomona)	41.32
1987	Janeene Vickers (Pomona)	40.96
1988	Michelle Decoux (Bishop O'Dowd)	42.16

## 300-METER INTER. HURDLES/Boys

1957	Jesse Bradford (Shafter)	19.0
1958	David Douglas (East Bakersfield)	19.0
1959	Dixon Farmer (Miramonte, Orinda)	19.2
1960	Robert Bonds (Polytechnic, Riverside)	18.8
1961	Bill Mackey (East Bakersfield)	19.1
1962	Ed Moody (McClymonds, Oakland)	18.3
1963	Alvin Mann (Edison, Fresno)	18.9
1964	Earl McCulloch (Polytechnic, Long Beach)	18.4
1965	Manuel Murrell (Polytechnic, Long Beach)	18.2*
1966	George Farmer (Puente, La Puente)	18.7
1967	Jerry Proctor (Muir, Pasadena)	18.7**
1968	Roy Hamley (Lowell, Whittier)	18.8
1969	Jerry Wilson (Roosevelt, Fresno)	18.3
1970	Milt Turner (Castlemont, Oakland)	18.6
1971	Charles Jackson (Lompoc)	18.5
1972	Daniel Jones (Palo Verde, Blythe)	18.7
1973	Randall Jeffrey (Los Angeles)	18.7
1974	Fred Shaw (Muir, Pasadena)	18.9**
1975	Dedy Cooper (Ells, Richmond)	36.5
1976	Charles White (San Francisco)	36.7
1977	Andre Phillips (Silver Creek, San Jose)	36.43
1978	Gary Lee (Polytechnic, Long Beach)	36.58
1979	Gary Lee (Polytechnic)	36.22
1980	Don Ward (St. Mary's, Berkeley)	36.57
1981	Walter Murray (Berkeley)	36.26
1982	Steve Kerho (Mission Viejo)	35.85
1983	Danny Harris (Perris)	35.52

1984	George Porter (Cabrillo)	36.10
1985	George Porter (Cabrillo)	35.50
1986	Rodney Bradshaw (Saugus)	37.30
1987	Yki Vallery (Hawthorne)	37.14
1988	John Montgomery (Independence)	36.43

## 200-METER DASH/Girls

1974	Janice Wiser (La Jolla)	24.2
1975	Pam Waters (Bell)	24.4
1976	Pam Waters (Bell)	24.8
1977	Kim Robinson (Westchester)	23.97
1978	Kella Bolton (Hill, San Jose)	23.53
1980	Sheri Howard (Kennedy, Granada Hills)	23.19
1981	Denean Howard (Kennedy, Granada Hills)	23.73
1982	Denean Howard (Kennedy)	23.53
1983	Lisa Winston (Jordan, L.B.)	23.83
1984	Paulette Bialock (Compton)	23.59
1985	Tami Stiles (Hawthorne)	23.45
1986	Tami Stiles (Hawthorne)	24.02
1987	Hadette Smith (Quartz Hill)	24.12
1988	Angela Burnham (Rio Mesa)	23.45

## 200-METER DASH/Boys

1957	Preston Griffin (Centennial, Compton)	21.3
1958	Mel Clipper (Muir, Pasadena)	20.7
1959	Hubie Watson (Jordan, L.A.)	21.6
1960	Bill Cowings (Fowler)	21.0
1961	Forest Beaty (Hoover, Glendale)	21.5
1962	Richard Stebbins (Fremont, L.A.)	20.9
1963	John House (Muir, Pasadena)	21.3
1964	Jim Hines (McClymonds, Oakland)	21.5**
1965	Harold Busby (Muir, Pasadena)	21.0
1966	Phil Underwood (Dorsey, L.A.)	21.2
1967	Mel Gray (Montgomery, Santa Rosa)	20.7**
1968	Willie Deckard (Dorsey, L.A.)	21.7
1969	Willie Robinson (Central, El Centro)	21.7
1970	Jackie White (Santa Ana)	21.5
1971	Chuck Bommarito (Crestmoor, San Bruno)	21.2
1972	Mike Shavers (Albany)	21.0
1973	Clancy Edwards (Santa Ana)	21.2
1974	Millard Hampton (Silver Creek, San Jose)	21.1
1975	Billy Mullins (Hamilton, L.A.)	21.2
1976	Billy Mullins (Hamilton)	21.6
1977	David Russell (Henry, San Diego)	20.97
1978	Michael Sanford (Pasadena)	21.42
1979	Michael Sanford (Pasadena)	21.00
1980	Ken Robinson (Berkeley)	21.21
1981	Kevin Wilhite (Cordova, Rancho Cordova)	20.81
1982	Antonio Manning (Hamilton)	21.05
1983	Henry Thomas (Hawthorne)	21.02
1984	Henry Thomas (Hawthorne)	20.77
1985	Michael March (Hawthorne)	20.83
1986	Quincy Watts (Taft)	21.03
1987	Quincy Watts (Taft, Woodland Hills)	20.99
1988	Bryan Bridgewater (Washington)	21.00

\*Record disallowed

\*\*Turn (since 1967, to 220 and then 200 meters were run exclusively around one turn).

## 3200-METER RUN/Girls

1977	Roxanne Bier (Independence, San Jose)	10:39.7
1978	Cheri Williams (Livermore)	10:17.71
1979	Lisa Scaduto (Santa Monica)	10:35.0
1980	Vicki Cook (Alemany, Mission Hills)	10:14.78
1981	Vicki Cook (Alemany)	10:12.31
1982	Vicki Cook (Alemany)	10:16.27
1983	Cory Shubert (Del Mar, San Jose)	10:08.14
1984	Kristen O'Hara (Palos Verde)	10:11.82
1985	Rebecca Chamberlain (Leigh, San Jose)	10:23.85
1986	Laurie Chapman (Gunderson, San Jose)	10:12.86
1987	Mary Mendoza (Presentation)	10:33.04
1988	Karen Hexoc (South Hills)	10:16.14

## 3200-METER RUN/Boys

1965	Ralph Gamez (Berkeley)	9:12.9
1966	Ralph Gamez (Berkeley)	9:01.6
1967	Pete Romero (Reedley)	9:00.5
1968	Ruben Chappins (Excelsior, Norwalk)	9:05.7
1969	Ruben Chappins (Excelsior)	8:57.0
1970	Ron Johnson (West, Torrance)	8:55.6
1971	Dale Fleet (Claremont, San Diego)	8:53.8
1972	Curtis Beck (Santa Monica)	8:52.3

1973	Terry Williams (Lompoc)	8:54.8
1974	Rick Kimball (De La Salle, Concord)	8:46.5
1975	Eric Hulst (Laguna Beach)	8:44.9
1976	Eric Hulst (Laguna Beach)	8:57.3
1977	Frank Assumma (Eisenhower, Rialto)	8:52.9
1978	Jeff Nelson (Burbank)	8:59.28
1979	Jeff Nelson (Burbank)	8:47.35
1980	Andy Diconti (La Canada)	8:55.79
1981	Jon Butler (Edison, Huntington Beach)	8:46.78
1982	Harold Kuphaldt (Bella Vista)	8:51.99
1983	Eric Reynolds (Camarillo)	8:54.75
1984	Roman Gomez (Belmont)	8:58.91
1985	Roman Gomez (Belmont)	9:03.05
1986	Eric Mastilir (Jesuit, Carmichael)	8:44.95
1987	Ian Alisen (Granada Hills)	9:33.1
1988	Reggie Williams (River City)	8:59.61

## 1600 METER RELAYS/Girls

1974	Berkeley	3:46.4
1975	Washington, Los Angeles	3:44.5
1976	Fremont, Los Angeles	3:55.9
1977	Locke, Los Angeles	3:52.1
1978	Fremont, Los Angeles	3:51.93
1979	San Geronio, San Bernardino	3:44.05
1980	Kennedy, Granada Hills	3:37.98
1981	Kennedy, Granada Hills	3:37.71
1982	Dorsey, Los Angeles	3:41.72
1983	Dorsey, Los Angeles	3:46.24
1984	Locke, Los Angeles	3:38.65
1985	Muir, Pasadena	3:43.30
1986	Compton	3:42.31
1987	Long Beach Poly	3:45.20
1988	Hawthorne	3:47.32


## 1600 METER RELAYS/Boys

1968	Centennial, Compton	3:14.3
1969	Los Angeles	3:15.2
1970	Los Altos	3:15.6
1971	Castlemont, Oakland	3:13.2
1972	El Cerrito	3:17.6
1973	Cordova, Rancho Cordova	3:17.4
1974	Muir, Pasadena	3:13.8
1975	Ells, Richmond	3:15.7
1976	Pasadena	3:18.2
1977	Pasadena	3:13.7
1978	Banning, Wilmington	3:11.57
1979	Locke, Los Angeles	3:14.04
1980	Centennial, Compton	3:10.37
1981	Berkeley	3:08.94
1982	Compton	3:14.45
1983	Hawthorne	3:10.11
1984	Hawthorne	3:09.45
1985	Hawthorne	3:14.13
1986	Hawthorne	3:14.79
1987	Hawthorne	3:11.77
1988	Hawthorne	3:10.46











P R I N C I P L E S O F  
P E R F O R M A N C E



Hind Sportswear.  
Performance team wear for when  
performance is important.

Call for our new 1989 Track  
and Field apparel catalog.

800/235-4150 ext. 1169

Hind, Inc.  
P.O. Box 12609  
San Luis Obispo, CA 93406  
Attn: Team Division





# In Support Of High School Athletics

The CIF/Reebok Dealers listed below are strong supporters of High School Athletics in their communities. Please keep this in mind when you are choosing a place to purchase Reebok products. **SUPPORT THE PEOPLE WHO SUPPORT YOU!**

**CIF/REEBOK RETAIL NETWORK** — The stores listed below support High School Sports by carrying the Official CIF/Reebok Apparel Line (proceeds are donated to High School Sports), and honor the Reebok \$5 Off Reward. These stores also carry a great selection of Reebok shoes and some of them are set up to do team business. Visit or call them today!

*Show this ad to the stores below and receive \$5.00 Off Reebok products!\**

*\*\$30.00 minimum purchase. Not valid with other discounts. Offer expires 9/1/89*

## SOUTHERN CALIFORNIA

### LOS ANGELES

Sports City, Silver Green Sporting Goods, University Sporting Goods, Pro Tennis, Modern Family Shoes, California Go Sports, Errol's Shoes, Marathon Sports (2), Sports Spectacular, Shoe Palace, Athletic Sports World, Olympic Sports, Athletic Shoe World.

### HOLLYWOOD/

### N. HOLLYWOOD/WESTWOOD

Sports Co., 4M Shoes, Racquet Center, Top To Top.

### STUDIO CITY/BURBANK

Action Footwear, Mid Valley Sporting Goods

### INGLEWOOD

Action A Foot

### UPLAND

Chicks Sporting Goods.

### BUENA PARK

Foot Mart, Ski & Sports

### CERRITOS

Ski & Sports

### ANAHEIM/ORANGE/

### FULLERTON

TJ's, Foot Mart, Ski & Sports (3),

PJ's, Shoe City, Pants Plus.

### SANTA MARIA/SANTA

### BARBARA/SAN LUIS OBISPO

Fast Foot, Second Sole,

Copelands (4).

### SANTA ANA/PASADENA

Pants Plus, Racquet Center,

K&B Sports.

### HAWTHORNE

Kiddie Town, Synergy/Sneak

Preview.

### CHATSWORTH

Foot Fiesta.

### CHULA VISTA

Cal Stores, Jacks Sporting Goods.

### LA CANADA

Sports Chalet

### SOLONO BEACH

In Stride.

### REDLANDS/SUNNYMEAD

Pratt's Sporting Goods (2)

### TORRANCE/WHITTIER

Shoes N Shoes, K Sports,

Copeland Sports.

### COVINA/WESTMINSTER/

### FOUNTAIN VALLEY

K&B Sports (2), Chicks Sporting

Goods.

### HUNTINGTON BEACH/

### MISSION VIEJO

Sports Chalet (2)

### NEWPORT BEACH/

### MANHATTAN BEACH/

### REDONDO BEACH

Ski & Sports, Village Runner,

Synergy/Sneak Preview.

### OCEANSIDE/PACIFIC

### PALISADES

Benton's, Doc's Jock Shop.

### BELLFLOWER/ROSEMEAD/

### DOWNEY

Shoe City (3).

### BREA

Chung's Athletic Shoes

### ROLLING HILLS ESTATES

Marathoms

### TARZANA

Action A Foot

### SAN DIEGO/SAN YSIDRO/ SAN

### PEDRO

Cal Stores (3), Locker Room

Sports, Ismael Sports,

Marathoms

### RIVERSIDE — PJ's

### SANTA MONICA

Top To Top

### SHERMAN OAKS/VENTURA

Top To Top, Inside Track

### LAGUNA HILLS/

### YORBA LINDA

Chick's Sport. Goods (2)

### SPRING VALLEY/LA MESA

Locker Room Sports

### SAN MARCOS/CARLSBAD/

### ESCONDIDO/ ENCINITAS/EL

### CAJON

Cal Stores (5), Buckster's Sport

Shop.

### RANCHO BERNARDO

Westwood Sports

### SAN FERNANDO VALLEY/

### GARDENA

Sports 4 U, Shoe Pavillion.

### SANTEE

Al's Sports Shop

## NORTHERN CALIFORNIA

### SAN FRANCISCO/DALY CITY

Athletes Corner, First Step, Hoy's

Sports, Copeland Sports (3),

Sports Arena

### SAN JOSE

Asby Sports

### LOS GATOS

Runner's Factory

### SAN MATEO

Athletic Attic

### SANTA CLARA

Athletic Attic

### PALO ALTO

Copeland Sports, Fleet Feet

### PETALUMA/

### SANTA ROSA

Sports A Foot

### CHICO/PARADISE/OROVILLE

Sports Foot,

Copeland Sports, Dave's Shoes

### SACRAMENTO

Fleet Feet, Sporting Feet (2),

Copeland Sports (3)

### DAVIS/WOODLAND

Davis Sports Shop, Copeland

Sports

### JACKSON/PLACERVILLE/

### SONORA

Tower Shoes, Dave's Shoes

### SAN RAFAEL/CARMICHAEL

Copeland Sports (2)

### YUBA CITY

Dave's Shoes

### FAIRFIELD

Sports Foot,

Copeland Sports

### MERCED

McNamara's

### BERKELEY/ALAMEDA/SAN

### LEANDRO/EMERYVILLE

Discount Sports Shoes (2),

Copeland Sports (4)

### SALINAS

Joy-Pers

### TULARE

Bronzans Sports World

### FRESNO/VISALIA/CLOVIS

Copeland Sports (3), Herb Bauer

Sports

### BAKERSFIELD

Copeland Sports (3)

### STOCKTON/MODESTO

Copeland Sports (2)

### REDDING

Sports Foot

### WALNUT CREEK/CONCORD/

### RICHMOND

Copeland Sports (3), Discount

Sports Shoes

### ALAMO

Athletic Attic

### DANVILLE/DUBLIN/

### PLEASANTON

Discount Sports Shoes,

Copeland Sports (2)

### FAIR OAKS

Fleet Feet

### CITRUS HEIGHTS

Copeland Sports, Sporting Feet

### SANTA MARIA/SANTA

### BARBARA/SAN LUIS OBISPO

Copeland Sports (4)

### GRASS VALLEY/AUBURN

Dave's Shoes



*It's A Part Of Your Life.*

**Coca-Cola**  
Trade-mark®  
**CLASSIC**  
ORIGINAL  
Formula

*You Can't Beat The Feeling!*





“OLEÉ!”

“Mamma Mia!”

“WOW!”

**SUPERBAR™**

*Wendy's New All You Can Eat Buffet*