


State Track Meet



NORTHERN

NORTH COAST

SAC-JOQUIN

SAN FRANCISCO

OAKLAND

CENTRAL COAST

CENTRAL

LOS ANGELES


SOUTHERN

SAN DIEGO


Cerritos College
June 6, 7, 1986

JUST ADD ADRENALIN.

For distance running...
Zoom Air




For all-purpose running...
Rival II



For cross country...
Zoom X II



For all-purpose running...
Flame-Tech



For sprinting...
Zoom S II



For high jump...
High Jump



For long jump...
LJ III



For triple jump...
TJ 60




For javelin throw...
Javelin 88



For shot and discus...
SD Glide



NIKE
Beaverton, Oregon



**PEPSI.
THE CHOICE OF
A NEW GENERATION.™**

Pepsi, Pepsi-Cola, and The Choice of a New Generation are trademarks of PepsiCo, Inc.

HOW TO BECOME AN OLYMPIC CHAMPION

It starts at home, in local Amateur Athletic Union competition. Winners progress to association, regional and national competition, and finally, to the AAU/USA Junior Olympic Games.

They're boys and girls, ages 12 through 18. This year, more than 3,500 will vie for gold medals at the games in St. Louis, Mo., August 4-10.



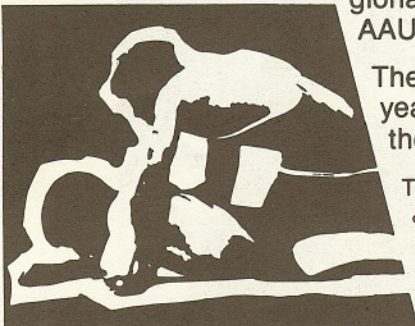
The sports:

- Track & Field
- Decathlon/Heptathlon
- Swimming (long course)
- Synchronized Swimming
- Gymnastics
- Basketball (Boys 13-under)
- Table Tennis
- Baseball
- Soccer
- Field Hockey
- Water Polo
- Wrestling
- Weightlifting
- Tae Kwondo

Many Junior Olympians have gone on to become great Olympic Champions. In the 1984 World Olympics in Los Angeles former Junior Olympians made up a modest 11 percent of the 529 member U.S. Olympic team. They won, however, a whopping 29 percent of the individual gold medals and 22 percent of the individual silver medals. Former Junior Olympians also contributed to 12 of our country's 21 team gold medals.

To learn more about this national youth sports program contact the National Sports Coordinator at the Amateur Athletic Union, 3400 W. 86th St., Indianapolis, IN 46268, (317) 872-2900.

Free 16mm, color films: "Not the Triumph, But the Struggle" (28minutes) shows Junior Olympians in action at recent games. "The American Athlete: The Junior Olympics Way" (20 minutes) shows the anticipation, emotional highs and lows, and camaraderie of competition. To arrange a showing, write Modern Scheduling Center, 5000 Park St., N., St. Petersburg, FL 33709. Or call (813) 541-5763.





TONY BALSAMO
CIF President

WELCOME TO THE WONDERFUL WORLD OF SPORTS

You as a participant have reached the pinnacle of success in high school sports. Your hard work has put you at a level that many do not achieve. Congratulations for a job well done.

Interscholastic athletics for boys and girls are considered to be an integral segment of the total educational program. Your continued support assists us in maintaining an outstanding program.

THE CIF: Doing the Job for Prep Sports Since 1914

In 1914, as high school athletic teams began crossing district lines to compete with neighboring schools, the CIF was established to provide consistency in sports rules and a safe, rewarding environment for young California athletes. Since that beginning, with fewer than 20,000 athletes, the organization has grown to become the largest youth agency in the state, serving over 500,000 young student-athletes each year.

During dynamic growth years, the CIF saw participation in high school sports double (for both boys and girls) between 1965-1975, and, although since 1978 some leveling-off has occurred in numbers of students participating, indications are that such a trend is due more to a lack of available school programs rather than to a lack of interest or desire on the students' part.

Few Californians realize that the CIF, the sole administrative body of interscholastic athletics, is an independent organization that has been carefully structured to provide needed services to the youth of the state without placing unfair burdens on the public education system. Athletic programs conducted in all 1200 secondary-schools in the state do not exist simply because students desire to participate in sports. The CIF utilizes the volunteer services of over 10,000 persons who are charged with the task of ensuring effective athletic programs for all of the public, private, and parochial high schools of the state.

As a result of effective planning, sound program administration, and a determination to support the philosophy that all student-athletes in our state should be provided with equal participation opportunities, the CIF has propelled California into uncontested leadership in the nurturing of outstanding athletes. Former and current California high school athletes hold more national records than do students from any other state – and our youngsters continue to be highly recruited by top-notch universities across the country. Many of the names are legend – Amy Alcott, Rick Monday, Bill Walton, Pat Haden, John McKay, Scott McGregor, Ron Cuccia, Jill Sterkel, Sherri Howard; all former CIF athletes, all outstanding men and women of whom Californians can be proud.

Although the CIF has been serving California youth for nearly 70 years and can boast of having over four million "alumni," many are unaware of the diversity of CIF administrative responsibility. Day-to-day activities of the CIF state office in Fullerton include enforcing regulations, establishing state calendars' of events, arranging and supervising state championships in four sports, maintaining individual and team sports records, providing publicity to the media, publishing the *State News*, and maintaining legal and insurance services which ensure the very existence of prep sports. In addition, 10 section commissioners throughout the state maintain full-time schedules to ensure that prep athletic events in their areas are operated effectively, safely, and consistently.

The support of the California public has been responsible for the success and expansion of California athletic programs for 68 years. With the continued cooperation and dedication of school superintendents, principals, and athletic directors, as well as the keen interest of over one-half million students and their families each year, the future of prep sports would appear to be bright and healthy. The CIF urges you to lend your support to our young student-athletes by attending high school sporting events in your community on a regular basis. The CIF welcomes you to this championship event; a showcase of some of our finest young California athletes – our nation's future leaders.


Baden

BX500 — FULL GRAIN LEATHER BASKETBALL

15-0 — FULL GRAIN LEATHER VOLLEYBALL

OFFICIAL BALLS

STATE — CALIFORNIA INTERSCHOLASTIC FEDERATION (CIF)



For further information, contact your local Sporting Goods Dealer or Baden Sports



Baden Sports, Inc.
1120 S.W. 16th St.
Renton, Washington 98055-2698
(206) 235-1830 Telex 15-2578

Remember, Quality is Important!






THOMAS E. BYRNES
State CIF Commissioner

FROM THE STATE CIF OFFICE

The State CIF Federated Council welcomes participants and spectators to the State CIF Championships.

The caliber of interscholastic competition in California is second to none in the United States, and this outstanding activity should set new standards of excellence in the field of high-school athletics.



MARGARET R. DAVIS
Associate Commissioner

The *California Interscholastic Federation* is devoted to the promotion and betterment of athletics in California high schools. Its purpose has been to stimulate uniform procedures in the conduct of athletic contests, to promote friendly relationships and sportsmanship between schools and to ensure that interscholastic athletics will continue to contribute to the educational curriculum of our schools.

CIF FEDERATED COUNCIL EXECUTIVE COMMITTEE

TONY BALSAMO, President
Principal, Apple Valley H.S.

VANCE NELSON, President-Elect
Principal, Irvington H.S.

GEORGE BERGNA
Vice Principal, Santa Clara

RENE TOWNSEND
Assistant Superintendent, Vista U.S.D.

JOHN SANDERS
Past President, Reseda

NEAL OLSEN
Asst. Superintendent, Kern H.S.D.

ELEANOR BROWN
Director 7-12 Schools, San Juan U.S.D.

RAY BELL
Rep. Assoc. of CA School Administrators, Pirece Jt. U.S.D.
MOE CHAVEZ
Principal, Downey
VINCENTINE CONTRERO
Assistant Principal, Wilson
JUG COVICH
Principal, Placer
JENNIFER EARLE
Assistant Principal, Selma
DAN FUKUSHIMA
Rep. Cal Coaches' Assoc., Independence
CYNTHIA GRENNAN
Superintendent, Anaheim
DON GRADY
Principal, Redwood
DON HAHN
Principal, Marshall
JACK HAYES
Principal, Piner
CHUCK HALL
Rep. CA State Athletic Directors' Association, Oceanside

DONALD HOLMSTEDT
Principal, Fremont
JOAN BROWNSTEIN
Rep. CA School Boards Assoc.
JOAN KING
Principal, Dublin
BRUCE KEUNING
Superintendent
Bellflower Christian Schools
PHILIP LUM
Principal, Abraham Lincoln
PAT MAUCH
Principal, Los Altos
CHARLES NELSON
Principal, Greenville
LEW PEBBLES
Rep. State Dept. of Education
Sacramento
MARY REED
Physical Education Consultant
Oakland U.S.D.
LYNDA RITCHIE
Rep. CA State Athletic Directors' Association, Bella Vista

RUDY GATTI
Rep. Superintendents' Liaison Committee, Santa Clara U.S.D.
MELINDA SELF
Athletic Director, Live Oak
JANINE STARK
Principal, Monta Vista
ROBERT THOMAS
Superintendent, Fallbrook
RON WALTERS
Assistant Principal, Soquel
GLORIA WEBSTER
Principal, Eagle Rock
FLOYD "DUTCH" WILLIAMS
Principal, Tokay
DR. ROBERT LOVELAND
Medical Consultant
JON MAYHEW
Legislative Advocate
ANDREW PATERSON
General Counsel

CIF SECTION COMMISSIONERS

MERRITT GILBERT
Central Section
LARRY RICE
Central Coast Section
JIM CHEFFERS
Los Angeles City Section

PAUL GADDINI
North Coast Section
DAROLD ADAMSON
Northern Section

LOUIS JONES
Oakland City Section
CLARKE COOVER
Sac-Joaquin Section

KENDALL WEBB
San Diego Section
ANNE HEINLINE
San Francisco Section
RAY PLUTKO
Southern Section

A Welcome From the Host Section

On behalf of the CIF Southern Section and our 500 member schools, I wish to offer a warm welcome to you, the participants, coaches, administrators and spectators in this the 68th annual CIF State Track Meet.

Some refer to interscholastic athletics as a diversion from the curricular aspects of education, some as the other half of education and still others as an entity in itself.

Possibly, a more appropriate direction would be to consider interscholastic athletics as the ingredient to the total concept of education.

Few, if any, will debate the values derived from education, but as new demands are being placed on the overall system, there is a need to provide a fresh accountability of the interscholastic program.

At one point — and not too many years distant — values such as “builds character” or “develops sportsmanship” seemed to account for its role in the overall program.

As for today, they simply lack substance.

However, there is hardly a void as evidenced by recent educational research.

Overall, students who participate in extra-curricular activities such as interscholastic athletics, have higher grade point averages, better attendance records, less discipline problems, and find increased opportunities available to them as a result of their participation and achievements.

However, one must also provide accountability in another area of late — finances.

Simply stated, you won't find a better bargain!

Someone once wrote, “Interscholastic athletic programs are not educational frills, but educational staples, money spent on athletics is not an educational extravagance, but an educational bargain.”

Considering the average interscholastic athletic program accounts for but a mere 1.5 percent of a school's annual total budget, finances hardly seem a problem.

What other program in the school attracts as many students yet costs so little?

It seems appropriate then that the question should be: “How soon do we add programs,” as opposed to “What do we cut and how much?”



RAY PLUTKO
Commissioner
CIF Southern Section

Interscholastic athletics, a key ingredient to the total concept of education indeed.

We trust your brief visit with us will prove to be a rewarding one, and for the participants, both from personal achievement and your involvement with students from other Sections throughout the State who share and foster the ideals of sportsmanship within the arena of interscholastic athletics.

KINNEY THE GREAT AMERICAN SHOE STORE

has donated a copy of the “History of the California State Track Meet” to every boy and girl entered in this year's State Meet and to their coaches. The CIF appreciates this and thanks Kinney for their generosity.



State Track Meet Time Schedule

TRIALS (Friday, June 6, 1986)

TRACK EVENTS:

- 5:00 p.m. Girls' 100 Meter Low Hurdles (Heat #1)
- 5:03 p.m. Girls' 100 Meter Low Hurdles (Heat #2)
- 5:06 p.m. Girls' 100 Meter Low Hurdles (Heat #3)
- 5:11 p.m. Girls' 400 Meter Relay (Heat #1)
- 5:16 p.m. Girls' 400 Meter Relay (Heat #2)
- 5:21 p.m. Girls' 400 Meter Relay (Heat #3)
- 5:26 p.m. Boys' 400 Meter Relay (Heat #1)
- 5:31 p.m. Boys' 400 Meter Relay (Heat #2)
- 5:36 p.m. Boys' 400 Meter Relay (Heat #3)
- 5:41 p.m. Girls' 800 Meter Run (Heat #1)
- 5:46 p.m. Girls' 800 Meter Run (Heat #2)
- 5:51 p.m. Girls' 800 Meter Run (Heat #3)
- 5:56 p.m. Boys' 800 Meter Run (Heat #1)
- 6:01 p.m. Boys' 800 Meter Run (Heat #2)
- 6:06 p.m. Boys' 800 Meter Run (Heat #3)
- 6:11 p.m. Girls' 100 Meter Dash (Heat #1)
- 6:14 p.m. Girls' 100 Meter Dash (Heat #2)
- 6:17 p.m. Girls' 100 Meter Dash (Heat #3)
- 6:20 p.m. Boys' 100 Meter Dash (Heat #1)
- 6:23 p.m. Boys' 100 Meter Dash (Heat #2)
- 6:26 p.m. Boys' 100 Meter Dash (Heat #3)
- 6:31 p.m. Boys' 110 Meter Hi Hurdles (Heat #1)
- 6:34 p.m. Boys' 110 Meter Hi Hurdles (Heat #2)
- 6:37 p.m. Boys' 110 Meter Hi Hurdles (Heat #3)
- 6:42 p.m. Girls' 400 Meter Dash (Heat #1)
- 6:46 p.m. Girls' 400 Meter Dash (Heat #2)
- 6:50 p.m. Girls' 400 Meter Dash (Heat #3)
- 6:54 p.m. Boys' 400 Meter Dash (Heat #1)
- 6:58 p.m. Boys' 400 Meter Dash (Heat #2)
- 7:02 p.m. Boys' 400 Meter Dash (Heat #3)
- 7:07 p.m. Girls' 200 Meter Dash (Heat #1)
- 7:10 p.m. Girls' 200 Meter Dash (Heat #2)
- 7:13 p.m. Girls' 200 Meter Dash (Heat #3)
- 7:16 p.m. Boys' 200 Meter Dash (Heat #1)
- 7:19 p.m. Boys' 200 Meter Dash (Heat #2)
- 7:22 p.m. Boys' 200 Meter Dash (Heat #3)
- 7:27 p.m. Girls' 300 Meter Low Hurdles (Heat #1)
- 7:31 p.m. Girls' 300 Meter Low Hurdles (Heat #2)
- 7:35 p.m. Girls' 300 Meter Low Hurdles (Heat #3)
- 7:39 p.m. Boys' 300 Meter Intermediate Hurdles (Heat #1)
- 7:43 p.m. Boys' 300 Meter Intermediate Hurdles (Heat #2)
- 7:47 p.m. Boys' 300 Meter Intermediate Hurdles (Heat #3)
- 7:52 p.m. Girls' 1600 Meter Run (Heat #1)
- 8:00 p.m. Girls' 1600 Meter Run (Heat #2)
- 8:08 p.m. Boys' 1600 Meter Run (Heat #1)
- 8:15 p.m. Boys' 1600 Meter Run (Heat #2)
- 8:22 p.m. Girls' 1600 Meter Relay (Heat #1)
- 8:29 p.m. Girls' 1600 Meter Relay (Heat #2)
- 8:36 p.m. Girls' 1600 Meter Relay (Heat #3)
- 8:43 p.m. Boys' 1600 Meter Relay (Heat #1)
- 8:49 p.m. Boys' 1600 Meter Relay (Heat #2)
- 8:55 p.m. Boys' 1600 Meter Relay (Heat #3)

Note: Boys' and Girls' 3200 Meter Run will be byed into the finals.

FIELD EVENTS:

	STARTING TIME	REPORTING TIME
Girls' Discus	11:00 a.m.	10:00 a.m.
Boys' Discus	1:00 p.m.	12:00 p.m. (noon)
Girls' Long Jump	4:00 p.m.	3:00 p.m.
Boys' Long Jump	4:00 p.m.	3:00 p.m.
Boys' Pole Vault	4:00 p.m.	3:00 p.m.
Girls' Shot Put	4:00 p.m.	3:00 p.m.
Girls' High Jump	4:00 p.m.	3:00 p.m.
Boys' Shot Put	7:00 p.m.	6:00 p.m.
Boys' High Jump	7:00 p.m.	6:00 p.m.
Girls' Triple Jump	7:00 p.m.	6:00 p.m.
Boys' Triple Jump	7:00 p.m.	6:00 p.m.

FINALS (Saturday, June 7, 1986)

TRACK EVENTS:

- 6:00 p.m. Girls' 100 Meter Low Hurdles
- 6:06 p.m. Girls' 3200 Meter Run
- 6:25 p.m. Girls' 400 Meter Relay
- 6:32 p.m. Boys' 400 Meter Relay
- 6:39 p.m. Girls' 800 Meter Run
- 6:47 p.m. Boys' 800 Meter Run
- 6:55 p.m. Girls' 100 Meter Dash
- 7:01 p.m. Boys' 100 Meter Dash
- 7:07 p.m. Boys' 110 Meter Hi Hurdles
- 7:13 p.m. Boys' 3200 Meter Run
- 7:29 p.m. Girls' 400 Meter Dash
- 7:36 p.m. Boys' 400 Meter Dash
- 7:43 p.m. Special Olympics Race
- 7:48 p.m. Special Olympics Race
- 7:53 p.m. Girls' 200 Meter Dash
- 7:59 p.m. Boys' 200 Meter Dash
- 8:05 p.m. Girls' 300 Meter Low Hurdles
- 8:12 p.m. Boys' 300 Meter Intermediate Hurdles
- 8:19 p.m. Girls' 1600 Meter Run
- 8:30 p.m. Boys' 1600 Meter Run
- 8:40 p.m. Girls' 1600 Meter Relay
- 8:50 p.m. Boys' 1600 Meter Relay

FIELD EVENTS:

	STARTING TIME	REPORTING TIME
Girls' Discus	12:00 p.m. (noon)	11:00 a.m.
Boys' Discus	2:00 p.m.	1:00 p.m.
Girls' Long Jump	5:00 p.m.	4:00 p.m.
Boys' Long Jump	5:00 p.m.	4:00 p.m.
Boys' Pole Vault	5:00 p.m.	4:00 p.m.
Girls' Shot Put	5:00 p.m.	4:00 p.m.
Girls' High Jump	5:00 p.m.	4:00 p.m.
Boys' Shot Put	7:00 p.m.	6:00 p.m.
Boys' High Jump	7:00 p.m.	6:00 p.m.
Girls' Triple Jump	7:00 p.m.	6:00 p.m.
Boys' Triple Jump	7:00 p.m.	6:00 p.m.



Previous State Track Meet Champions

BOYS

SCHOOL	POINTS	COACH	LOCATION	DATES
Manual Arts (Los Angeles)	25	Otto Fritsch	Fresno High School	1915
Manual Arts (Los Angeles)	37½	Otto Fritsch	YMCA Field (Los Angeles)	1916
Coalinga	25	Charles Geer	Edwards Stadium (Berkeley)	1917
Pasadena	25	George Main	Sacramento Fair Grounds	1918
Manual Arts (Los Angeles)	21	Sid Foster	San Bernardino High School	1919
Los Angeles	18	Glenn White	Bakersfield Fair Grounds	1920
Lincoln (Los Angeles)	17	Tommy Davis	Edwards Stadium (Berkeley)	1921
Huntington Beach	16	Ray Walker	Stockton Fair Grounds	1922
Hollywood	17½	William Paige	Occidental College	1923
Manual Arts (Los Angeles)	26	Sid Foster	Taft High School	1924
Manual Arts (Los Angeles)	16	Sid Foster	Stanford Stadium	1925
Los Angeles Poly	17	Edward Leahy	Los Angeles Coliseum	1926
Glendale	35	Norman Hayhurst	Modesto High School	1927
Long Beach Poly	21	Norman Barker	Selma High School	1928
San Diego	22¾	Glenn Broderick	Los Angeles Coliseum	1929
Sacramento &	11	Lawrence Janssen	Edwards Stadium (Berkeley)	1930
San Diego &	11	Glenn Broderick	Edwards Stadium (Berkeley)	1930
Santa Ana	11	G.A. Oliver	Edwards Stadium (Berkeley)	1930
Los Angeles Poly	19½	Edward Leahy	Visalia High School	1931
Long Beach Poly	22½	Norman Baker	Modesto Junior College	1932
Central (El Centro)	18	J.H. Armstrong	Los Angeles Coliseum	1933
Muir (Pasadena)	15½	Alblon Walton	Edwards Stadium (Berkeley)	1934
Fullerton	14	Harold Lang	Ratcliffe Stadium (Fresno)	1935
Muir (Pasadena)	18	Alblon Walton	Gridley High School	1936
Jefferson (Los Angeles)	23½	Harold Edelson	Long Beach Wilson High School	1937
San Diego	18½	Glenn Broderick	San Benito (Hollister) High School	1938
Bakersfield	16	J.B. Haralson	Los Angeles Coliseum	1939
Bakersfield	18½	J.B. Haralson	Visalia High School	1940
Edison (Fresno)	22	Harold Bicknell	Spartan Stadium (San Jose)	1941
Redondo Union (Redondo Beach)	21	Harold Grant	Compton College	1946
Washington (Los Angeles)	24	Gail Wyatt	Visalia High School	1947
Jordan (Los Angeles)	22	Bill Zazueta	Edwards Stadium (Berkeley)	1948
Jefferson (Los Angeles)	28½	Estel Johnson	Los Angeles Coliseum	1949
Jefferson (Los Angeles)	40	Estel Johnson	Hughes Stadium (Sacramento)	1950
Jefferson (Los Angeles)	16½	Estel Johnson	Edwards Stadium (Berkeley)	1951
Jefferson (Los Angeles)	30½	Estel Johnson	Los Angeles Coliseum	1952
Manual Arts (Los Angeles)	16 3/5	Charles Toney	Ratcliffe Stadium (Fresno)	1953
Alameda	19	Lewis Jolley	Edwards Stadium (Berkeley)	1954
Centennial (Compton)	29	Bill Gill	Los Angeles Coliseum	1955
Jefferson (Los Angeles)	24 2/3	Estel Johnson	Chico State	1956
Berkeley	23	Rick Hacker	Edwards Stadium (Berkeley)	1957
Compton &	11	Ernest Hartman	Veterans Stadium (Long Beach)	1958
Manual Arts (Los Angeles)	11	Charles Toney	Veterans Stadium (Long Beach)	1958
Long Beach Poly	14	Leon Forman	Memorial Stadium (Bakersfield)	1959
Jordan (Los Angeles)	15	Jesse Flores	Stanford Stadium	1960
Centennial (Compton)	11	Bill Gill	East Los Angeles College	1961
Jefferson (Los Angeles)	14	John Childress	Modesto Junior College	1962
Edison (Fresno)	15	Frank Fletcher	Edwards Stadium (Berkeley)	1963
Jefferson (Los Angeles) &	13	Andy Bakjian	Los Angeles Coliseum	1964
Long Beach Poly	13	Leon Forman	Los Angeles Coliseum	1964
Long Beach Poly	19	Leon Forman	Memorial Stadium (Bakersfield)	1965
Dorsey (Los Angeles)	22	Rod Richard	Edwards Stadium (Berkeley)	1966
Muir (Pasadena)	26	Walter Opp	Balboa Stadium (San Diego)	1967
Centennial (Compton)	26	Bill Gill	Edwards Stadium (Berkeley)	1968
Los Angeles	22	Ed Bravo	UCLA	1969
Los Altos	29	Leo Long	Edwards Stadium (Berkeley)	1970
Lompoc	13	Frank Hiatt	UCLA	1971
Sacramento	18	Scott Bingham	Mitchell Field (Orville)	1972
Wilson (San Francisco)	20	Adam Banks	Woodland High School	1973
Muir (Pasadena)	23	Walter Opp	Memorial Stadium (Bakersfield)	1974
Harry Ellis (Richmond)	22	Sylvester Greenwood	Balboa Stadium (San Diego)	1975
Hamilton (Los Angeles)	12	Gene Broadwater	Edwards Stadium (Berkeley)	1976
Pasadena	26	Bob Pruitt	UCLA	1977
El Camino (Oceanside)	16	Nilil Kovacevich	Memorial Stadium (Bakersfield)	1978
Pasadena	16	Art Large	Hughes Stadium (Sacramento)	1979
Berkeley	41	Willie White	Edwards Stadium (Berkeley)	1980
Berkeley	58	Willie White	Cerritos College (Norwalk)	1981
Crenshaw (Los Angeles) &	20	Bob Volles	Hughes Stadium (Sacramento)	1982
Mission Viejo	20	Gene Glerule	Hughes Stadium (Sacramento)	1982
Hawthorne	40	Kye Courtney	Memorial Stadium (Bakersfield)	1983
Hawthorne	52	Kye Courtney	Los Angeles Coliseum	1984
Hawthorne	29	Kye Courtney	Hughes Stadium (Sacramento)	1985

No Meets Were Held 1942-45—World War II

GIRLS

SCHOOL	POINTS	COACH	LOCATION	DATES
Berkeley	13	Willie White	Memorial Stadium (Bakersfield)	1974
Washington (Los Angeles)	22	Arnice Reddick	Balboa Stadium (San Diego)	1975
Berkeley	20	Willie White	Edwards Stadium (Berkeley)	1976
Locke (Los Angeles)	14	Addie Cornellus	UCLA	1977
Hill (San Jose)	16	John Johnigan	Memorial Stadium (Bakersfield)	1978
Westchester (Los Angeles)	24	Pat Nordell	Hughes Stadium (Sacramento)	1979
Kennedy (Granada Hills)	48	Dixie Griffen	Edwards Stadium (Berkeley)	1980
Berkeley	64	Willie White	Cerritos College (Norwalk)	1981
Berkeley	48	Willie White	Hughes Stadium (Sacramento)	1982
Berkeley	29	Willie White	Memorial Stadium (Bakersfield)	1983
Woodside	38	Sue Wilson	Los Angeles Coliseum	1984
Muir (Pasadena)	55	Jim Brownfield	Hughes Stadium (Sacramento)	1985



State Meet Again Features Top Athletes and Competition



by Doug Speck, California Track & Running News

The California State Prep Track & Field Championships, one of the highlights of the spring sports season, returns to Cerritos College for its Sixty-Eighth annual affair. The last such gathering held here, in 1981, ranked among the top all-time high school competitions in history, with four national records coming from the action. With 38 of the 121 spots on the 1984 U.S. Olympic Track & Field team made up of former Golden State preps, fans will be treated to the interscholastic best in the nation over these two days and have a preview of many of our future Olympic stars.

The favorites for the Girls' team title would appear to be the Southern Section's Hawthorne Cougars, under Coach Kye Courtney. The Boys' title for the past three years and the runner-up for the Girls' championship last year, the Cougars are headed by Tami Stiles, (see photo on page 18) who is the favorite in both the 100 (11.71) and 200 (23.61), and anchors both the State's leading 400 Relay (45.60) and 1600 relay (3:45.57) groups. Tami is undefeated in the open sprints this spring. The Hawthorne short relay group leads the state by over a second and Hawthorne's long relay team is undefeated in California in 1986. A very competitive Tamiko White, 42.95 in the 300 LH could add insurance points for Hawthorne.

The Boys' title race is much more interesting. With some of the stronger Southern California groups self-destructing along the way, it appears Sac-Joaquin Section's Hiram Johnson High of Sacramento has moved into the very, very slight favorite's role. There are a number of teams prominent in the sprints and relays with the potential to stack up a number of points, but a mere hundredth of a second or two or a misplaced baton can radically alter the structure of such a tight team race. Johnson is led by Curtis Rogers, who has 10.52-20.9, 100/200 sprint bests, and has a state leading 24-11 Long Jump (#3 mark in the nation 1986), and is on a 41.24, 400 sprint relay team. Other squads in roughly the same situation are Los Angeles City Section's Taft of Woodland Hills, with super-soph Quincy Watts 10.56, 100 - 20.97, 200 (the latter a national 10th grade record and #3 time in the nation for 1986) and the anchor on a 41.13, 400 sprint relay group, Southern Section's Duarte, with 10.59, 100 - 21.31, 200 sprinter Martin Cannady keying 41.47, 400 and 3:15.89, 1600 relay groups, and Sac-Joaquin's Vallejo, with Andre White 10.54, 100 - 21.2, 200, and 41.73, 400, 3:19.82, 1600 relay squads.

With the team competition as a backdrop, torrid competition will mark each of the individual events. The Mastalir twins, (see photo on page 26) Mark and Eric of Sac-Joaquin's Jesuit in Sacramento, will finish out their fine prep distance running careers this weekend. Mark was the Sac-Joaquin Section 1600 champion in a super 4:04.15 (the nation's best prep 1600 in 1986), and if he can force the pace in Saturday's Finals Mark Schilling's 4:05.4 (1972) Meet Record could fall. Brother Eric leads the nation outdoors at 3200 with an 8:48.55 from the Arcadia Invitational, and his match-up with Mark Dani (San Diego Section's Valhalla of El Cajon), who recorded an 8:49.1 for two miles indoors, could be titanic. Dani was the San Diego Section 3200 champ at 8:54.96 (coming through 1600 at 4:23), while Eric followed Mark in the Section 1600 at 4:04.23, and won the 3200 title at 9:00.38 with a 2:01 final 800. Eric has dropped the 1600 to concentrate on the 3200, and a spirited early pace could put Eric Hulst's 8:44.9 (1975) Meet Record in danger. The Pole Vault has made a real comeback in California, and the event this weekend features six 16-footers. Defending Champion Brent Burns (see photo on page 38) (North Coast Section's Acalanes, Lafayette) 16-7¼ (#3 mark in the nation for 1986) will be challenged by Steve Toney (Central Coast Section's Menlo Atherton) 16-1, Rett Summerville (North Coast's San Ramon, Danville) 16-0¾, and 16-0 vaulters Kevin Rankin (Central Coast's Los Gatos), and Southern Section's Steve Williams (Servite, Anaheim), and Dan Covarubias (Long Beach Jordan). The Boys' 800 will be a classic duel involving an athlete with blazing 400 speed and two other who can stretch out to the 1600 distance with real success. Neil Fitzgerald (Central Coast's Saint Ignatius, San Francisco) is undefeated this spring with a 1:52.57 best, and exhibits a miler's strength during the final 200. Vincent Thompson (see photo on page 17) (Los Angeles' Locke) has run 1:51.51 (#5 mark nationally for preps in 1986), and clocked a blazing 47.15, 400. Tony Perez (Sac-Joaquin's Manteca) with 1:52.6, 800 and 4:11.77, 1600 bests will keep Fitzgerald and Thompson honest. Fitzgerald handled Thompson in an Arcadia Invitational show-down, while Perez was winning the 1600 at that meet. The Boys' Triple Jump will feature an outstanding group, led by National Leader, Southern Section's Marcus Hooks of Lakewood (see photo on page 36) 52-3½, Harold Rucker (Central Coast's Silver Creek, San Jose) 50-11½, and the Southern Section's Trini Woods (Hawthorne) 50-0½.

The young ladies also have a number of true stars led by Southern Section performers—Maddette Smith (Quartz Hill), the National Long Jump leader at 20-6 (21-3w), Rosalyn Mitchell (Diamond Bar) (20-1w best from 1985) who handed Smith her first defeat of the year in the Southern Section State Qualifying competition and Janeene Vickers (see photo on page 24) (Pomona) the national leader in the 300 LH at 41.92 and second in the country at the 100 LH distance with 13.56 best. The undefeated Southern Section star is easily the favorite in both these events. The Girls' distances feature a number who rank as among the nation's finest. Darcy Arreola (San Diego's Grossmont, La Mesa) (see photo on page 26) showed a fine finish in her 4:47.98 nation leading San Diego Section 1600 win. Laurie Chapman (Central Coast's Gunderson, San Jose) (see photo on page 13) had an excellent 10:15.2 (3200-#2 time in nation 1986) and 4:48.7 (1600). Defending State Champions Shannon Clark (Central Coast's Mountain View-1600) and Rebecca Chamberlain (Central Coast's Leigh, San Jose—3200) (see photo on page 13) will not give up their titles easily, as the duo are real fighters in this June competition. The Girls' Discus (see photos page 30) has been a headlining event

all season. Defending State Champion Lil Illi (Southern Section's Nogales, La Puente) 162-2 (1985) will try to regain event dominance after defeats during the 1986 season to San Diego's Lori Parker (Ramona) 162-0 and Tracy Crawford (Southwest) 155-1, who lead the nation with their marks this spring. Jackie Anderson (San Diego's Mount Miguel) established a National Indoor Girls' Triple Jump Record this winter at 41-0½. Brandi Gail (Southern Section's Rowland, Rowland Heights) improved her best in the Shot Put to 47-4½ in the Section Finals, the #4 mark in the nation for 1986.

Terry Johnson (Southern Section's Katella, Anaheim) (see photo on page 24) is the 110 HH favorite with 13.97, 37.37, 300 IH bests. The Orange County star's only defeat this year was to Rodney Bradshaw (Southern Section's Saugus) 14.02, 100 HH 37.49, 300 IH but will have to compete with Billy Gaines Jr. (Central Coast's Independence, San Jose). The son of former great dashman Bill Gaines (9.3 for 100 yards as a New Jersey prep in 1967), in the 300 IH (37.38 qualifying) among others to take home a State Meet title in either event. Marvin Douglas (Los Angeles' Fremont) took over the State 400 lead at 47.0 (#7 prep time in nation) with his Section win, but Vincent Thompson (Los Angeles' Locke) 47.15, Steve Lewis (North Coast's American, Fremont) 47.31, and Floyd Barco (Central Coast's Monterey) 47.47 are also looking to run under 47.0. Lewis, a Los Angeles Banning transfer was in the State Meet last year as a soph with a 48.61 best. Scott Bunnell (Central Coast's Henry Gunn, Palo Alto) exploded out to 63-2½ (#7 in nation) in the Shot Put to win the Central Coast Section, with the Southern Section's super soph Kaleaph Carter (Edison, Huntington Beach) 61-11 and San Diego's Brian Boggess (El Capitan, Lakeside 60-3½ all over 60 feet. Carter's 61-11 is an All-Time California soph best. Boggess (191-3), Jeff Hooper (Sac-Joaquin's Del Campo, Fair Oaks) 192-3, and Mike Coffino (North Coast's Tamalpais, Mill Valley) 182-2 headline the Discus. Jeff Novitzky (Central Coast's Mills, Millbrae) leads entrants in the High Jump with a 7-0 best. Richard Thomas (Southern Section's Ventura) 6-11, and 6-10 leapers George Smith (Central Section's Clovis West, Fresno) and Dave Heidebrecht (Central's Immanuel, Reedley) will challenge Novitzky.

Laura Chapel (San Diego's University City, San Diego) 2:08.46 (#3 in nation) and Maggie Henson (Southern Section's Newport Harbor) 2:09.17 (#4 in country) are the top Girls' 800 entrants. Princess Bennett (Southern Section's Compton) leads the 400 at 53.49 (#4 time nation), and clocked a 51.8 anchor relay split in bringing her team from last to fourth in the Section Finals after a dropped baton. The Southern Section provides the top high jumpers—Yleana Carrasco (Anaheim) jumped 6-0 last spring, but Debbie Orr (Ocean View, Huntington Beach) and LaShawn McBride (Long Beach Poly), with 5-10 bests, have taken turns bettering the Anaheim star the last two weekends.

So settle back in your seats and prepare for two days of athletic competition as intense as you will see anywhere in another great California State High School Track & Field Championships.

WALT BUTLER SPORT SHOES

NEW LOCATION

\$5.00 OFF!

any PUMA•PONY
NIKE•K-SWISS
CONVERSE•N/B
ETONIC•ADIDAS
DIADORA & BALLS

1449 N. Lake Avenue

Pasadena, CA 91104

(818) 684-6250

OFFER GOOD AFTER July 1st



California Prep Track Champions

GIRLS' NATIONAL RECORDS

Event	Mark	Name	School/City/State/Section	Year
Girls' 100 Meter Low Hurdles	13.2	Tanya Davis	Sterling, Houston, TX	1985
Girls' 3200 Meter Run	10:04.2	Cory Schubert	Del Mar, San Jose, CA Central Coast Section	1983
Girls' 400 Meter Relay	45.11	Wheeler, Grant, Amy, Stiles	Hawthorne, CA Southern Section	1985
Girls' 800 Meter Run	2:04.5	Joetta Clark	Columbia, Maplewood, NJ	1980
Girls' 100 Meter Dash	11.29	Barbara Bell	Trimble Tech., Forth Worth, TX	1981
Girls' 400 Meter Dash	52.39	Denean Howard	Kennedy, Granada Hills, CA Los Angeles City Section	1982
Girls' 200 Meter Dash	23.0	Wenda Vereen	Trenton, NJ	1983
Girls' 300 Meter Low Hurdles	40.18	Leslie Maxie	Mills, Milbrae, CA Central Coast Section	1984
Girls' 1600 Meter Run	4:39.92	Polly Anne Plumer	University, Irvine, CA Southern Section	1982
Girls' 1600 Meter Relay	3:37.69	Cantrell, Caddell, Franklin, Wilson	Muir, Pasadena, CA Southern Section	1985
Girls' Discus	176-4	Cindy Johnson	Chandler, Mesa, AZ	1982
Girls' Long Jump	22-1 $\frac{3}{4}$	Kathy McMillan	Hoke County, Raeford, NC	1976
Girls' Shot Put	53-7 $\frac{3}{4}$	Natalie Kaaiawahia	Fullerton, CA Southern Section	1983
Girls' High Jump	6-2 $\frac{3}{4}$	Latrese Johnson	Clovis, CA Central Section	1985
Girls' Triple Jump	42-10 $\frac{1}{2}$	Wendy Brown	Woodside, CA Central Coast Section	1984

California Prep holds National Record

GIRLS' STATE MEET RECORDS

Event	Mark	Name	School/City/Section	Year
Girls' 100 Meter Low Hurdles	13.41	Gail Devers	Sweetwater, National City San Diego Section	1984
Girls' 3200 Meter Run	10:08.14	Cory Schubert	Del Mar, San Jose Central Coast Section	1983
Girls' 400 Meter Relay	45.13	King, Ware, Johnson, Rodgers	Berkeley North Coast Section	1981
Girls' 800 Meter Run	2:04.91	Trena Hull	Compton Southern Section	1984
Girls' 100 Meter Dash	11.42	Sharon Ware	Berkeley North Coast Section	1980
Girls' 400 Meter Dash	52.39	Denean Howard	Kennedy, Granada Hills Los Angeles City Section	1982
Girls' 200 Meter Dash	23.19	Sherri Howard	Kennedy, Granada Hills Los Angeles City Section	1980
Girls' 300 Meter Low Hurdles	40.90	Leslie Maxie	Mills, Milbrae Central Coast Section	1984
Girls' 1600 Meter Run	4:39.92	Polly Anne Plumer	University, Irvine Southern Section	1982
Girls' 1600 Meter Relay	3:37.71	Cook, Howard, Howard, Johnson	Kennedy, Granada Hills Los Angeles City Section	1981
Girls' Discus	172-11	Leslie Deniz	Gridley Northern Section	1980
Girls' Long Jump	20-9 $\frac{3}{4}$	Wendy Brown	Woodside Central Coast Section	1984
Girls' Shot Put	53-7 $\frac{1}{2}$	Natalie Kaaiawahia	Fullerton Southern Section	1983
Girls' High Jump	6-2	Latrese Johnson	Clovis Central Section	1985
Girls' Triple Jump	42-10 $\frac{1}{2}$	Wendy Brown	Woodside Central Coast Section	1984



California Prep Track Champions

BOYS' NATIONAL RECORDS

Event	Mark	Name	School/City/State/Section	Year
Boys' 400 Meter Relay	40.2	Crenshaw, Glenn, Martin, Martin	Crenshaw, Los Angeles, CA Los Angeles City Section Berkeley, CA	1985
Boys' 800 Meter Run	1:47.31	Pete Richardson	North Coast Section	1981
Boys' 100 Meter Dash	10.18	Roy Martin	Roosevelt, Dallas, TX	1985
Boys' 110 Meter Hi Hurdles	12.9	Renaldo Nehemiah	Fanwood, Scotch Plains, NJ	1977
Boys' 3200 Meter Run	8:41.5	Steve Prefontaine	Marshfield, Coos Bay, OR	1969
Boys' 400 Meter Dash	45.5	Anthony Ketchum	Needleville, TX	1981
Boys' 200 Meter Dash	20.0	Roy Martin	Roosevelt, Dallas, TX	1985
Boys' 300 Meter Intermediate Hurdles	35.32	George Porter	Cabrillo, Lompoc, CA Southern Section	1985
Boys' 1600 Meter Run	3:58.3	Jim Ryun	East, Wichita, KS	1965
Boys' 1600 Meter Relay	3:07.40	Marsh, Graham, Kelly, Thomas	Hawthorne, CA Southern Section	1985
Boys' Discus	207-8	Scott Crowell	Mason City, IA	1978
Boys' Long Jump	25-9½	Gerald Hardeman	Edison, Fresno, CA Central Section	1972
Boys' Pole Vault	17-9½	Joe Dial	Marlow, OK	1981
Boys' Shot Put	77-0	Michael Carter	Jefferson, Dallas, TX	1979
Boys' High Jump	7-5¼	Dothel Edwards	Cedar Shoals, Athens, GA	1984
Boys' Triple Jump	52-10½	Charles Mayfield	Muir, Pasadena, CA Southern Section	1980

BOYS' STATE MEET RECORDS

Event	Mark	Name	School/City/Section	Year
Boys' 400 Meter Relay	40.83	Cowing, Woods, Walker, Wheeler	Edison, Fresno Central Section	1985
Boys' 800 Meter Run	1:47.31	Pete Richardson	Berkeley North Coast Section	1981
Boys' 100 Meter Dash	10.44	Henry Thomas	Hawthorne Southern Section	1984
Boys' 110 Meter Hi Hurdles	13.41	Steve Kerho	Mission Viejo Southern Section	1982
Boys' 3200 Meter Run	8:44.9	Eric Hulst	Laguna Beach Southern Section	1975
Boys' 400 Meter Dash	45.7	Chip Rish	Marina, Huntington Beach Southern Section	1985
Boys' 200 Meter Dash	20.77	Henry Thomas	Hawthorne Southern Section	1984
Boys' 300 Meter Intermediate Hurdles	35.32	George Porter	Cabrillo, Lompoc Southern Section	1985
Boys' 1600 Meter Run	4:05.4	Mark Schilling	Garden Grove Southern Section	1972
Boys' 1600 Meter Relay	3:08.94	Murray, Walker, Robinson, Richardson	Berkeley North Coast Section	1981
Boys' Discus	203-4	Brian Blutreich	Capistrano Valley, Mission Viejo Southern Section	1985
Boys' Long Jump	25-4½	Jerry Proctor	Muir, Pasadena Southern Section	1967
Boys' Pole Vault	17-0½	Anthony Curran	Crespi, Encino Southern Section	1978
Boys' Shot Put	68-4	Brian Blutreich	Capistrano Valley, Mission Viejo Southern Section	1985
Boys' High Jump	7-3¼	Lee Balkin	Glendale Southern Section	1979
Boys' High Jump	52-10½	Charles Mayfield	Muir, Pasadena Southern Section	1980



STATE TRACK MEET 1986 OFFICIALS

MEET DIRECTOR	Dean Crowley
MEET MANAGER	Earl Engman
ASSISTANT MEET MANAGER	Paul Bodenshot
DIRECTOR OF PUBLICITY	Scott Cathcart
STATE PROGRAM EDITOR	Larry Zucker
MEET SECRETARY	Jolene Eble
STARTER (BOYS)	Walt Smith
STARTER (GIRLS)	Larry Arason
CLERK OF COURSE	Wylie Carlyle
ASSISTANT CLERK	Bruce Nelson
ANNOUNCER	Dave Hurlburt
SEEDER	Harry Dolan
HEAD FINISH JUDGE	Ralph Neighbours
HEAD TIMER	SR Meyer
HEAD INSPECTOR	Herman Moreno
HEAD FIELD JUDGE	Ed Austin
WEIGHTS & MEASURES	Mike Cummins
COACHES CORNER	Lanny Carter
RECORDER	Julie Bellah
FINANCE MANAGER	Mary Lou Engman
AWARDS	Jim Edwards and Bill Ross
SCORERS	Leroy Neal and Dave Bannis
WIND GAUGE	Dutch Dotterer
HURDLE CREW	Maranatha High School
	Ken Cronquest, Director
FIELD EVENT CREW	West Torrance High School
	Marge Fulton, Director
HOST	Dave Kamanski, Head Track Coach
	Cerritos College
ACCUTRAC	Joe Raya and Brian Springer
READER	Pat Raya
HOSTESSES	Marshall Fundamental High School
	Nancy Cash and Laurel Gailey, Advisors
BOYS' HIGH JUMP	Ralph Clarkson
GIRLS' HIGH JUMP	Stan Gordon
BOYS' SHOT PUT	Hugo DeGroot
GIRLS' SHOT PUT	Mike Rush
BOYS' POLE VAULT	Frank Alvarado and George Alvarado
BOYS' LONG & TRIPLE JUMP	James Carson, Gary Gross, Laddie Potts
GIRLS' LONG & TRIPLE JUMP	Joe Torres, Epi Torres, Bruce Larson
BOYS' DISCUS/GIRLS' DISCUS	Virgil Paulson, Duane Alarie, Jim Evans and Cameron Spicer
TIMERS/PICKERS	Jack Brisacher, Connie Corn, Sie Mao, Leon Foreman, Vodie Bates, Shelia Burrud, Chuck Lawrence, Dave Reynolds, Irv Ward, Jim Storms, Mike Taylor, Rex Ressler and Suzanne Bruins
INSPECTORS	Dan Reinstein, Ashley Burch, Hal Geis, Nate Burlingam, Eugene Stemm, Dick Morton, Jacque Osborn, Jim D'Amore, Dan Daniels, Jack Garner, Saul Pacheco, Bill Mocnik
JURY OF APPEALS	Starter, Recall Starter, Head Finish Judge, Head Inspector, Head Field Judge
TRAINER	Steve Navarro, Cerritos College
GAMES COMMITTEE	Earl Engman, Paul Bodenshot, Marge Fulton, Mike Cummins, Brian Springer, Bob McGuire and Bob Cape
HEAD MARSHALL	Bob McGuire
EQUIPMENT MANAGER	Roger Garcia

Girls' 100 Meter Low Hurdles

Heat 1 (Friday, 5:00 p.m.)

LANE#	NAME	NO.	SCHOOL (SECTION)	QUALIFY TIME
1	Kathi Roldan	153	Mount Whitney (C)	15.15
2	Michelle Decoux	422	Bishop O'Dowd (NC)	14.88
3	Dee Dee Banks	59	Oakland (SF)	14.63
4	Stacey Kuehnis	229	Los Gatos (CC)	14.21
5	Janeene Vickers	126	Pomona (SS)	13.64
6	Michelle Outlaw	17	Lincoln (SD)	14.19
7	Amy Ice	89	Cajon (SS)	14.39
8	Laura Ainsworth	343	Fremont (LA)	14.81
9	Rhonda Colvin	295	Vanden (SJ)	15.12

Heat 2 (Friday, 5:03 p.m.)

LANE#	NAME	NO.	SCHOOL (SECTION)	QUALIFY TIME
1	Renee Cunningham	202	Central Valley (N)	15.54
2	Michele Wooton	289	Bella Vista (SJ)	14.87
3	Monica Wilson	423	Terra Linda (NC)	14.65
4	Kristen Edwards	100	South Pasadena (SS)	14.40
5	Michelle Collum	15	Point Loma (SD)	14.10
6	La Shawn Simmons	151	El Monte (SS)	14.22
7	Gina Albanese	225	Branham (CC)	14.44
8	Latanya Davenport	359	Locke (LA)	14.80
9	De De Balch	160	Redwood (C)	15.18

Heat 3 (Friday, 5:06 p.m.)

LANE#	NAME	NO.	SCHOOL (SECTION)	QUALIFY TIME
1	Chrishelle Johnson	288	Stagg (SJ)	15.07
2	Shiana Mosby	161	East Bakersfield (C)	14.87
3	Kim Lassair	382	Northgate (NC)	14.70
4	Darla Vaughn	16	Mira Mesa (SD)	14.17
5	Kelley Peacock	315	Van Nuys (LA)	14.13
6	Lori Finnerty	228	Piedmont Hills (CC)	14.14
7	La Shawn McBride	149	Long Beach Poly (SS)	14.37
8	Kelly Dias	421	Clayton Valley (NC)	14.77
9	Jody Shanahan	360	Monroe (LA)	14.94

Finals (Saturday, 6:00 p.m.)

LANE#	NAME	NO.	SCHOOL (SECTION)	QUALIFY TIME
1	_____	_____	_____	_____
2	_____	_____	_____	_____
3	_____	_____	_____	_____
4	_____	_____	_____	_____
5	_____	_____	_____	_____
6	_____	_____	_____	_____
7	_____	_____	_____	_____
8	_____	_____	_____	_____
9	_____	_____	_____	_____

ALL-TIME TRACK RECORDS

NAME	SCHOOL	MARK	YEAR
National Record:			
Tanya Davis	Sterling (Houston, Texas)	13.2	1985
State Meet Record:			
Gail Devers	Sweetwater (National City-San Diego Section)	13.41	1984
Defending Champion:			
Lana Cantrell	Muir (Pasadena-Southern Section)	13.57	1985

Girls' 3200 Meter Run

(Byed into Finals)

ORDER	NAME	NO.	SCHOOL (SECTION)	QUALIFY TIME
1	Suzette Basore	121	Pasadena (SS)	10:43.87
2	Rebecca Chamberlain	224	Leigh (CC)	10:29.3
3	Mary Mendoza	223	Presentation (CC)	10:36.6
4	Jeanise Eisenman	418	Calistoga (NC)	11:08.4
5	Betty Chavez	283	Modesto (SJ)	11:09.65
6	Melissa Sutton	123	Newbury Park (SS)	10:35.99
7	Kira Jorgensen	12	Vista (SD)	10:50.39
8	Tracey Williams	125	Mountain View (SS)	10:24.70
9	Sydney Thatcher	420	Encinal (NC)	11:06.2
10	Nicole Nugent	13	Torrey Pines (SD)	10:52.59
11	Amy Dabul	122	Temple City (SS)	10:36.60
12	Laurie Chapman	220	Gunderson (CC)	10:15.2
13	Megan Warner	281	Del Oro (SJ)	10:58.68
14	Christy Farrell	124	Thousand Oaks (SS)	10:35.27
15	Kara Olsen	312	San Pedro (LA)	11:36.94
16	Mary Lopez	158	Madera (C)	11:26.4
17	Christy Olivera	204	West Valley (N)	11:45.6
18	Tracy Hunter	311	Jefferson (LA)	11:31.47
19	Kathy Dalton	417	Sonoma Valley (NC)	11:18.7
20	Karen Karcher	14	Ramona (SD)	11:07.12
21	Jessie Espinoza	159	Central (C)	11:28.23
22	Sheri Lawson	309	Kennedy (LA)	11:15.36
23	Wanda Bailey	282	Fairfield (SJ)	11:04.9
24	Jenny Walsh	419	Ygnacio Valley (NC)	11:15.4
25	Georgia McClean	310	Belmont (LA)	11:30.36
26	Raquel Kurdnen	58	Lowell (SF)	12:36.0
27	Jennifer Baker	157	Monache (C)	11:14.69

Finals (Saturday, 6:06 p.m.)

ORDER	NAME	NO.	SCHOOL (SECTION)	QUALIFY TIME
1	_____	_____	_____	_____
2	_____	_____	_____	_____
3	_____	_____	_____	_____
4	_____	_____	_____	_____
5	_____	_____	_____	_____
6	_____	_____	_____	_____
7	_____	_____	_____	_____
8	_____	_____	_____	_____
9	_____	_____	_____	_____

ALL-TIME TRACK RECORDS

NAME	SCHOOL	MARK	YEAR
National Record:			
Cory Schubert	Del Mar	10:04.2	1983
	(San Jose, California-Central Coast Section)		
State Meet Record:			
Cory Schubert	Del Mar	10:08.14	1983
	(San Jose-Central Coast Section)		
Defending Champion:			
Rebecca Chamberlain Leigh		10:23.85	1985
	(San Jose-Central Coast Section)		

Defending State Meet Champion



Photo by: Burt L. Davis

Leigh's Rebecca Chamberlain is the defending State Meet 3200 champion (10:23.85), but faces intensive competition from Laurie Chapman (10:13.2—see below), Tracey Williams (10:27.70), Melissa Sutton (10:33.64), Christy Farrell (10:35.27) and Amy Dabul (10:36.60) to defend her championship.




Photo by: Fine Flicks by Don Gosney

Gunderson's Laurie Chapman will be attempting to replace Chamberlain as 3200 State Meet Champion. Chapman's 10:15.2 is the State's best time this year. Chapman and foes will be shooting for Cory Shubert's 1983 State Meet record of 10:08.14. Chapman is also the second top qualifier in the 1600 (4:48.7).

Girls' 400 Meter Relay

Heat 1 (Friday, 5:11 p.m.)

LANE#	NO.	SCHOOL (SECTION)	QUALIFY TIME
1	470	Los Gatos (CC)	49.56
2	468	Piedmont Hills (CC)	48.99
3	462	Crenshaw (LA)	48.88
4	256	Crawford (SD)	48.15
5	278	Hawthorne (SS)	45.98
6	446	Roosevelt (C)	47.88
7	300	Thousand Oaks (SS)	48.25
8	466	Burbank (SJ)	48.52
9	460	El Cerrito (NC)	49.43

Heat 2 (Friday, 5:16 p.m.)

LANE#	NO.	SCHOOL (SECTION)	QUALIFY TIME
1	458	Berkeley (NC)	49.53
2	336	Chowchilla (C)	49.08
3	226	Mira Mesa (SD)	48.10
4	334	Edison (C)	47.71
5	275	Hueneme (SS)	47.08
6	464	Locke (LA)	47.63
7	461	Dorsey (LA)	47.90
8	465	Hogan (SJ)	48.25
9	457	Bishop O'Dowd (NC)	49.35

Heat 3 (Friday, 5:21 p.m.)

LANE#	NO.	SCHOOL (SECTION)	QUALIFY TIME
1	264	Orland (N)	49.44
2	463	Carson (LA)	49.19
3	469	St. Francis (CC)	48.39
4	242	Morse (SD)	47.91
5	467	Vallejo (SJ)	47.53
6	331	Oakland (SF)	47.54
7	291	Rio Mesa (SS)	48.05
8	319	Morningside (SS)	48.52
9	459	Pittsburg (NC)	49.26

Finals (Saturday, 6:25 p.m.)

LANE#	NO.	SCHOOL (SECTION)	QUALIFY TIME
1	_____	_____	_____
2	_____	_____	_____
3	_____	_____	_____
4	_____	_____	_____
5	_____	_____	_____
6	_____	_____	_____
7	_____	_____	_____
8	_____	_____	_____
9	_____	_____	_____

ALL-TIME TRACK RECORDS

	SCHOOL	MARK	YEAR
National Record:	Hawthorne Wheeler, Grant, Amy, Stiles (Hawthorne, California-Southern Section)	45.11	1985
State Meet Record:	Berkeley King, Ware, Johnson, Rodgers (North Coast Section)	45.13	1981
Defending Champions:	Hawthorne Wheeler, Grant, Amy, Stiles (Southern Section)	45.95	1985

Boys' 400 Meter Relay

Heat 1 (Friday, 5:26 p.m.)

LANE#	NO.	SCHOOL (SECTION)	QUALIFY TIME
1	550	Berkeley (NC)	43.12
2	543	Independence (CC)	42.58
3	254	Fremont (LA)	42.17
4	547	Vallejo (SJ)	41.92
5	557	Taft (LA)	41.13
6	541	Eisenhower (SS)	41.76
7	561	Santa Ana Valley (SS)	42.05
8	560	Roosevelt (C)	42.48
9	555	Patrick Henry (SD)	42.54

Heat 2 (Friday, 5:31 p.m.)

LANE#	NO.	SCHOOL (SECTION)	QUALIFY TIME
1	570	Madison (SD)	43.24
2	567	Bishop O'Dowd (NC)	43.08
3	559	Kennedy (LA)	42.04
4	338	Madera (C)	41.68
5	565	Hiram Johnson (SJ)	41.24
6	538	Hawthorne (SS)	41.48
7	542	Morningside (SS)	41.93
8	562	Bellarmine (CC)	42.6
9	566	Ygnacio Valley (NC)	43.09

Heat 3 (Friday, 5:36 p.m.)

LANE#	NO.	SCHOOL (SECTION)	QUALIFY TIME
1	564	Quincy (N)	43.64
2	563	Menlo Atherton (CC)	42.96
3	569	Crawford (SD)	42.39
4	558	Dorsey (LA)	42.03
5	539	Duarte (SS)	41.47
6	408	Lemoore (C)	41.99
7	548	Merced (SJ)	42.27
8	537	Galileo (SF)	42.44
9	568	Moreau (NC)	42.98

Finals (Saturday, 6:32 p.m.)

LANE#	NO.	SCHOOL (SECTION)	QUALIFY TIME
1	_____	_____	_____
2	_____	_____	_____
3	_____	_____	_____
4	_____	_____	_____
5	_____	_____	_____
6	_____	_____	_____
7	_____	_____	_____
8	_____	_____	_____
9	_____	_____	_____

ALL-TIME TRACK RECORDS

	SCHOOL	MARK	YEAR
National Record:	Roosevelt Crenshaw, Glenn, Martin, Martin, (Dallas, Texas)	40.2	1985
State Meet Record:	Edison Cowing, Woods, Walker, Wheeler (Fresno-Central Section)	40.83	1985
Defending Champions:	Muir Ervins, Slack, Bell, Gray (Pasadena-Southern Section)	41.32	1985



State Track Meet

All-Time Event Champions



100-METER LOW HURDLES—GIRLS

CIF State Meet Champions

1974	Yvonne Boone (Fremont, Oakland)	11.1
1975	Yvonne Boone (Fremont, Oakland)	10.1
1976	Tuti Lee (Merced)	10.7
1977	Kris Costello (Lynbrook, San Jose)	13.97
1978	Kris Costello (Lynbrook, San Jose)	13.83
1979	Janet Yarborough (Clovis)	14.01
1980	Judy Young (Berkeley)	13.52w
1981	Sherifa Sanders (Berkeley)	13.74
1982	Natalie Spinks (Skyline, Oakland)	13.88
1983	Chewuakii Knighten (Locke, Los Angeles)	13.88
1984	Gail Devers (Sweetwater, National City)	13.41
1985	Lana Cantrell (Muir, Pasadena)	13.57

3200-METER RUN—GIRLS

CIF State Meet Champions

1977	Roxanne Bier (Independence, San Jose)	10:39.7
1978	Cheri Williams (Livermore)	10:17.71
1979	Lisa Scaduto (Santa Monica)	10:35.0
1980	Vicki Cook (Alemany, Mission Hills)	10:14.78
1981	Vicki Cook (Alemany, Mission Hills)	10:12.31
1982	Vicki Cook (Alemany, Mission Hills)	10:16.27
1983	Cory Schubert (Del Mar, San Jose)	10:08.14
1984	Kirsten O'Hara (Palos Verdes)	10:11.62
1985	Rebecca Chameralin (Leigh, San Jose)	10:23.85

400-METER RELAY—GIRLS

CIF State Meet Champions

1974	Berkeley	47.5
1975	Muir (Pasadena)	48.0
1976	Muir (Pasadena)	47.6
1977	Crawford (San Diego)	46.14
1978	Jordan (Los Angeles)	47.14
1979	Westchester (Los Angeles)	47.20
1980	Kennedy (Granada Hills)	45.18
1981	Berkeley	45.13
1982	Dorsey (Los Angeles)	46.56
1983	Hawthorne	45.99
1984	Hawthorne	45.99
1985	Hawthorne	45.95

400-METER RELAY—BOYS

CIF State Meet Champions

1968	Centennial (Compton)	41.5
1969	Castlemont (Oakland)	41.5
1970	Santa Ana	41.5
1971	El Cerrito	41.1
1972	Wilson (San Francisco)	41.3
1973	Wilson (San Francisco)	41.5
1974	Kennedy (Richmond)	41.4
1975	Ells (Richmond)	41.2
1976	Kennedy (Barstow)	41.4
1977	Pasadena	41.61
1978	El Cerrito	41.55
1979	Pasadena	41.45
1980	Washington (Los Angeles)	41.51
1981	Berkeley	40.86
1982	Oakland	41.09
1983	Edison (Fresno)	40.83
1984	Berkeley	40.93
1985	Muir (Pasadena)	41.32

800-METER RUN—GIRLS

CIF State Meet Champions

1974	Kathy Costello (Pleasant Hill)	2:10.4
1975	Kathy Costello (Pleasant Hill)	2:09.2
1976	Alice Trumbley (Coalinga)	2:13.3
1977	Ann Regan (Camden, San Jose)	2:08.0
1978	Ann Regan (Camden, San Jose)	2:07.93
1979	Ann Regan (Camden, San Jose)	2:10.21
1980	Marilyn Davis (Miramonte, Orinda)	2:09.73
1981	Donna Curtis (Culver City)	2:06.08

1982	Rennie Durand (Laguna Beach)	2:06.36
1983	Kerri Zaleski (Millikan, Long Beach)	2:06.41
1984	Trena Hull (Compton)	2:04.91
1985	Kristen Dowell (Santa Teresa, San Jose)	2:10.07

800-METER RUN—BOYS

CIF State Meet Champions

1915	Gerald Blankenship (Visalia)	1:59.8
1916	Colin Kilby (Coalinga)	2:02.8
1917	Harleign Baker (Fillmore)	2:02.0
1918	Ken Saunders (Pasadena)	2:02.8
1919	Jerry Pearce (Berkeley)	2:08.0
1920	Paul Stroud (Perris)	1:59.4
1921	Elmer Boyden (Vallejo)	1:59.2
1922	Irving Thomas (Manual Arts, Los Angeles)	2:04.6
1923	Earl Lockhart (Sacramento)	1:59.0
1924	Ed Gloege (Covina)	1:59.1
1925	Alex McKinnon (Los Angeles Poly)	1:59.8
1926	Doug Knowles (Bakersfield)	2:01.2
1927	Bill McGeach (Los Angeles Poly)	2:02.8
1928	Herb Welch (Visalia)	2:01.2
1929	Al Hasson (Jefferson, Los Angeles)	2:00.1
1930	Al Hasson (Jefferson, Los Angeles)	2:00.1
1931	Carl Satterfield (Manual Arts, Los Angeles)	1:57.6
1932	Ray Cartwright (Santa Ana)	2:00.1
1933	Bill McCurdy (Tamalpais, Mill Valley)	2:00.1
1934	Mel Nickerson (Los Angeles Poly)	1:58.4
1935	Ralph Wood (Carpinteria)	1:57.6
1936	Jerry Lopes (Placer, Auburn)	1:57.1
1937	Jim Lawson (Jordan, Los Angeles)	1:59.7
1938	Leroy Week (Coachella)	1:58.8
1939	Paul Christensen (Beverly Hills)	2:01.3
1940	Roger Lane (San Rafael)	1:57.5
1941	Thelmo Knowles (Santa Monica)	1:55.6
1946	Dan Guest (Santa Monica)	2:00.5
1947	Jerome Walters (Compton)	1:57.6
1948	Wilbur Firestone (Compton)	1:57.8
1949	Wilbur Firestone (Compton)	1:58.1
1950	Lang Stanley (Jefferson, Los Angeles)	1:53.9
1951	Gene Jones (Technical, Oakland)	1:58.4
1952	Jim Briggs (Pittsburg)	1:57.2
1953	Don Bowden (Lincoln, San Jose)	1:57.1
1954	Don Bowden (Lincoln, San Jose)	1:52.9
1955	Leonard Havens (Avenal)	1:57.0
1956	Jerry Siebert (Willits)	1:53.8
1957	Jim Cerveny (Mission Bay, San Diego)	1:52.7
1958	Alfred Gentry (Fremont, Los Angeles)	1:55.4
1959	Dave Dunbar (Westmoor, Daly City)	1:53.2
1960	Ray VanAsten (Bonita, LaVerne)	1:51.9
1961	Mike Gibeau (Lincoln, San Francisco)	1:53.1
1962	Doug Parker (Chico)	1:52.2
1963	Dennis Carr (Lowell, Whittier)	1:50.9
1964	Bob Hose (Madison, San Diego)	1:51.7
1965	Richard Joyce (Sierra, Whittier)	1:48.8
1966	Terry Rogers (Hilltop, Chula Vista)	1:51.5
1967	Lawrence Banks (Dorsey, Los Angeles)	1:51.2
1968	George Alfaro (Pittsburg)	1:52.3
1969	Ricco Sanchez (Canoga Park)	1:51.6
1970	Rick Brown (Los Altos)	1:50.6
1971	Percell Keeling (Morningside, Inglewood)	1:51.8
1972	Dale Scott (El Cerrito)	1:49.7
1973	Randy Lopez (Alhambra)	1:52.4
1974	John Musich (Burbank)	1:51.0
1975	Conrad Suhr (Leigh, San Jose)	1:51.0
1976	Wyatt Bishop (Carlmont, Belmont)	1:54.4
1977	Jim Walters (Estancia, Costa Mesa)	1:49.4
1978	David Mack (Locke, Los Angeles)	1:53.83
1979	David Mack (Locke, Los Angeles)	1:50.17
1980	Peter Quinonez (Tulare)	1:50.11
1981	Pete Richardson (Berkeley)	1:47.31
1982	John Phillips (Los Altos)	1:49.99
1983	Kimmie James (Richmond)	1:50.63
1984	Eric Schermerhorn (Woodbridge, Irvine)	1:49.61
1985	Sean Langer (Bakersfield)	1:51.75

100-METER DASH—GIRLS

CIF State Meet Champions

1974	Janice Wiser (La Jolla)	10.8
1975	Sandra Howard (Manual Arts, Los Angeles)	10.7
1976	Pam Waters (Bell)	11.0

continued on page 16



State Track Meet All-Time Event Champions

1977	Jeanette Bolden (Centennial, Compton)	10.48w
1978	Kella Bolton (Hill, San Jose)	10.92
1979	Gwen Loud (Westchester, Los Angeles)	10.62
1980	Sharon Ware (Berkeley)	11.42
1981	Sharon Ware (Berkeley)	11.66
1982	Gervaise McGraw (Ganessa, Pomona)	11.69
1983	Lisa Winston (Jordan, Long Beach)	11.73
1984	Gail Devers (Sweetwater, National City)	11.51
1985	Tesha Giddens (Locke, Los Angeles)	11.58

100-METER DASH—BOYS

CIF State Meet Champions

1915	Roy Brown (Sacramento)	10.2
1916	Charley Paddock (Pasadena)	10.4
1917	Jack Melville (Berkeley)	10.0
1918	Charley Paddock (Pasadena)	10.2
1919	Eddie Sudden (Lick-Wilmerding, San Francisco)	10.0
1921	Vernon Blenkiron (Compton)	10.2
1922	Herschel Smith (San Fernando)	10.4
1923	Eddie Pollock (Pasadena)	10.0
1924	Vic Klein (Hollywood)	10.1
1925	Vernon Hanford (Manual Arts, Los Angeles)	10.1
1926	Dick Wehner (Brawley)	9.8
1927	Frank Wykoff (Glendale)	9.8
1928	Frank Lombardi (Los Angeles)	9.6
1929	Jimmy Wilson (San Diego)	9.8
1930	Al Koenig (Huntington Beach)	10.1
1931	Foy Draper (Huntington Beach)	9.9
1932	Milton Holt (Hoover, Glendale)	9.8
1933	Dave Siegel (Los Angeles Poly)	10.0
1934	Mack Robinson (Muir, Pasadena)	10.0
1935	Bob Frick (San Ramon, Danville)	9.6
1936	Mickey Anderson (Muir, Pasadena)	9.7
1937	Bryant Allen (Jefferson, Los Angeles)	9.8
1938	Bill Van Leuven (Wilson, Long Beach)	9.8
1939	Jack Trout (Bakersfield)	9.9
1940	Eddie Morris (Huntington Beach)	9.7
1941	Al Jackson (Edison, Fresno)	9.8
1946	Art Williams (Riverside)	9.0
1947	John Bradley (Hoover, Glendale)	9.9
1948	Bill Fell (Compton)	9.7
1949	Erbie Schopper (Lincoln, Los Angeles)	9.9
1950	Gary Green (Jefferson, Los Angeles)	9.9
1951	Bob Cuning (Hoover, Glendale)	9.7
1952	Herb Turner (Alameda)	9.9
1953	Leamon King (Delano)	9.6
1954	James Jackson (Alameda)	9.6
1955	Ken Dennis (Centennial, Compton)	10.0
1956	Willie White (Jefferson, Los Angeles)	9.5
1957	Preston Griffin (Centennial, Compton)	9.6
1958	Hubie Watson (Jordan, Los Angeles)	9.6
1959	Bill Cowings (Fowler)	9.7
1960	Bill Cowings (Fowler)	9.7
1961	Forrest Beaty (Hoover, Glendale)	9.5
1962	Forrest Beaty (Hoover, Glendale)	9.5
1963	Alvin Mann (Edison, Fresno)	9.6
1964	Jim Hines (McClymonds, Oakland)	9.7
1965	Harold Busby (Muir, Pasadena)	9.5
1966	Phil Underwood (Dorsey, Los Angeles)	9.6
1967	Mel Gray (Montgomery, Santa Rosa)	9.4
1968	Bob Ballard (Bellflower)	9.6
1969	Willie Robinson (Central, El Centro)	9.6
1970	Allen Carter (Bonita, LaVerne)	9.8
1971	George Reddick (Hamilton, Los Angeles)	9.6
1972	Carl McCullough (Sacramento)	9.5
1973	Elijah Jefferson (Crawford, San Diego)	9.6w
1974	Elijah Jefferson (Crawford, San Diego)	9.8
1975	Kevin William (San Fernando)	9.4
1976	Billy Mullins (Hamilton, Los Angeles)	10.4
1977	David Russell (Patrick Henry, San Diego)	9.61
1978	Michael Sanford (Pasadena)	9.85
1979	Bill Green (Cubberley, Palo Alto)	9.59
1980	Howard Hawkins (Warren, Downey)	10.55
1981	Ken Robinson (Berkeley)	10.60
1982	Lew Dunn (J.W. North, Riverside)	10.53
1983	Steve Jones (Burbank, Sacramento)	10.64
1984	Henry Thomas (Hawthorne)	10.41
1985	Ronald McCree (Madera)	10.49

w = wind aided

Girls' 800 Meter Run

Heat 1 (Friday, 5:41 p.m.)

LANE#	NAME	NO.	SCHOOL (SECTION)	QUALIFY TIME
1	Nicole Ritchot	152	Edison (SS)	2:12.20
2	Trudy Palmer	346	Westchester (LA)	2:16.14
3	Laura Chapel	8	University City (SD)	2:08.46
4	Molly Burke	416	Marin Catholic (NC)	2:12.98
5	Kitty Ohnemus	285	Del Campo (SJ)	2:16.20
6	Michelle Cavellini	414	Foothill (NC)	2:17.95
7	Whitney Wyatt	154	Bakersfield (C)	2:17.78
8	Amanda Hess	218	Willow Glen (CC)	2:16.7
9	Debra Hamilton	358	Locke (LA)	2:19.36

Heat 2 (Friday, 5:46 p.m.)

LANE#	NAME	NO.	SCHOOL (SECTION)	QUALIFY TIME
1	Ginger Conolly	284	Atwater (SJ)	2:15.72
2	Alica Guckeuheimer	219	Westmont (CC)	2:22.0
3	Denise Upsher	9	Torrey Pines (SD)	2:13.18
4	Stephanie Barrett	203	Pleasant Valley (N)	2:19.4
5	Maggie Henson	99	Newport Harbor (SS)	2:09.17
6	Kris Kochel	120	Ventura (SS)	2:11.39
7	Tracy Hunter	311	Jefferson (LA)	2:18.88
8	Lisa Grubb	415	Carondlet (NC)	2:17.49
9	Melissa Flynn	155	Clovis (C)	2:18.15

Heat 3 (Friday, 5:51 p.m.)

LANE#	NAME	NO.	SCHOOL (SECTION)	QUALIFY TIME
1	Latanya Cunningham	357	Washington (LA)	2:18.85
2	Kristina Hand	10	Fallbrook (SD)	2:14.82
3	Debra Binall	413	El Cerrito (NC)	2:15.85
4	Shannon Lieder	156	Sierra (C)	2:18.20
5	Gina Jones	57	Oakland (SF)	2:24.1
6	Jabrielle McKenzie	286	Dixon (SJ)	2:17.30
7	Desiree Joubert	97	Westlake (SS)	2:10.38
8	Kathy Grayson	112	Mission Viejo (SS)	2:10.97
9	Joann Arnold	217	Palo Alto (CC)	2:13.3

Finals (Saturday, 6:39 p.m.)

LANE#	NAME	NO.	SCHOOL (SECTION)	QUALIFY TIME
1	_____	_____	_____	_____
2	_____	_____	_____	_____
3	_____	_____	_____	_____
4	_____	_____	_____	_____
5	_____	_____	_____	_____
6	_____	_____	_____	_____
7	_____	_____	_____	_____
8	_____	_____	_____	_____
9	_____	_____	_____	_____

ALL-TIME TRACK RECORDS

NAME	SCHOOL	MARK	YEAR
National Record:			
Joetta Clark	Columbia (Maplewood, New Jersey)	2:04.5	1980
State Meet Record:			
Trena Hull	Compton (Southern Section)	2:04.91	1984
Defending Champion:			
Kristen Dowell	Santa Teresa (San Jose-Central Coast Section)	2:10.07	1985

continued on page 19

Boys' 800 Meter Run

Heat 1 (Friday, 5:56 p.m.)

LANE#	NAME	NO.	SCHOOL (SECTION)	QUALIFY TIME
1	Tom Loftus	293	St. Igatius (CC)	1:54.2
2	George Puryear	8	Patrick Henry (SD)	1:55.35
3	Davin Markham	461	Terra Linda (NC)	1:56.09
4	Art Gonzales	265	St. Marys (SJ)	1:53.96
5	Vincent Thompson	397	Locke (LA)	1:52.32
6	Will Breckenridge	90	Immanuel (C)	1:53.97
7	Jim Sorenson	157	Villa Park (SS)	1:54.00
8	Eric Bailey	416	Dorsey (LA)	1:56.23
9	Craig Olson	158	El Dorado (SS)	1:54.39

Heat 2 (Friday, 6:01 p.m.)

LANE#	NAME	NO.	SCHOOL (SECTION)	QUALIFY TIME
1	James Fraser	9	Monte Vista (SD)	1:55.43
2	Barry Woods	351	Red Bluff (N)	1:56.4
3	Tony Perez	264	Manteca (SJ)	1:52.6
4	Eli Gonzalez	101	Highland (C)	1:55.03
5	Adriene Olivier	294	Santa Teresa (CC)	1:54.5
6	Chris Stiles	415	Verdugo Hills (LA)	1:55.79
7	Mike O'Boyle	159	Hemet (SS)	1:54.66
8	Dan Gabor	462	Amador Valley (NC)	1:54.17
9	Marc Spina	463	Montgomery (NC)	1:53.85

Heat 3 (Friday, 6:06 p.m.)

LANE#	NAME	NO.	SCHOOL (SECTION)	QUALIFY TIME
1	Neil Fitzgerald	292	St. Igatius (CC)	1:54.1
2	Larry Williams	6	Morse (SD)	1:54.54
3	Norlen Ewell	414	Palisades (LA)	1:54.71
4	Matt Large	156	Desert (SS)	1:53.67
5	Anthony John	464	El Cerrito (NC)	1:53.86
6	Keith Almirol	67	McAteer (SF)	1:59.4
7	Kevin Blazona	269	Casa Roble (SJ)	1:53.48
8	Marvin Briggs	160	Centennial (SS)	1:54.76
9	Robert Breslin	100	Taft Union (C)	1:54.59

Finals (Saturday, 6:47 p.m.)

LANE#	NAME	NO.	SCHOOL (SECTION)	QUALIFY TIME
1	_____	_____	_____	_____
2	_____	_____	_____	_____
3	_____	_____	_____	_____
4	_____	_____	_____	_____
5	_____	_____	_____	_____
6	_____	_____	_____	_____
7	_____	_____	_____	_____
8	_____	_____	_____	_____
9	_____	_____	_____	_____

ALL-TIME TRACK RECORDS

NAME	SCHOOL	MARK	YEAR
National Record:			
Pete Richardson	Berkeley (Berkeley, California-North Coast Section)	1:47.31	1981
State Meet Champion:			
Pete Richardson	Berkeley (North Coast Section)	1:47.31	1981
Defending Champion:			
Sean Langer	Bakersfield (Central Section)	1:51.75	1985



Photo by: Fine Flicks by Don Gosney

Locke's Vincent Thompson will attempt to win the 800 after finishing second last year as a Ganesha sophomore. Thompson's 1:51.51 is the State's best mark this year. Pete Richardson's 1981 State Meet and National record of 1:47.31 will be the mark that Thompson and company will be attempting to break.

Girls' 100 Meter Dash

Heat 1 (Friday, 6:11 p.m.)

LANE#	NAME	NO.	SCHOOL (SECTION)	QUALIFY TIME
1	Angie Evers	407	Richmond (NC)	12.89
2	Rosie Williams	200	East Nicolaus (N)	12.44
3	Princess Bennett	83	Compton (SS)	12.15
4	Nicole Caldwell	211	Redwood Christian (CC)	12.08
5	Tami Stiles	72	Hawthorne (SS)	11.71
6	Shadon Jones	290	Hogan (SJ)	12.06
7	Yolanda Fitch	1	Morse (SD)	12.09
8	Kierstin Church	340	Granada Hills (LA)	12.36
9	Latrice Watson	75	Edison (C)	12.52

Heat 2 (Friday, 6:14 p.m.)

LANE#	NAME	NO.	SCHOOL (SECTION)	QUALIFY TIME
1	Abiola Davis	400	Berkeley (NC)	12.72
2	Connie Coleman	76	Roosevelt (C)	12.60
3	Tracy Bonner	292	Vallejo (SJ)	12.39
4	Karen Lawson	213	St. Francis (CC)	12.25
5	Angela Burnham	119	Rio Mesa (SS)	11.77
6	La Shawn Simmons	151	El Monte (SS)	12.07
7	Kim Matthews	3	Morse (SD)	12.35
8	Melvina Jackson	352	Locke (LA)	12.52
9	Valeria Bongo	342	Granada Hills (LA)	12.65

Heat 3 (Friday, 6:17 p.m.)

LANE#	NAME	NO.	SCHOOL (SECTION)	QUALIFY TIME
1	Andrea Watson	406	Holy Names (NC)	12.98
2	Kelley Peacock	315	Van Nuys (LA)	12.53
3	Sonya Mitchell	68	Bakersfield (C)	12.43
4	Lashun Peters	212	Woodside (CC)	12.19
5	Sjondral Vaughn	87	Long Beach Wilson (SS)	12.00
6	Stacey Rogers	279	Hiram Johnson (SJ)	12.15
7	Laural Isles	2	El Camino (SD)	12.32
8	Kellei Stokes	50	Oakland (SF)	12.44
9	Sharon Polley	401	El Molino (NC)	12.59

Finals (Saturday, 6:55 p.m.)

LANE#	NAME	NO.	SCHOOL (SECTION)	QUALIFY TIME
1	_____	_____	_____	_____
2	_____	_____	_____	_____
3	_____	_____	_____	_____
4	_____	_____	_____	_____
5	_____	_____	_____	_____
6	_____	_____	_____	_____
7	_____	_____	_____	_____
8	_____	_____	_____	_____
9	_____	_____	_____	_____

ALL-TIME TRACK RECORDS

NAME	SCHOOL	MARK	YEAR
National Record:			
Barbara Bell	Trimble Tech (Fort Worth, Texas)	11.29	1981
State Meet Record:			
Sharon Ware	Berkeley (North Coast Section)	11.42	1980
Defending Champion:			
Tesha Giddens	Locke (Los Angeles-Los Angeles City Section)	11.58	1985

Defending State Meet Champion



Photo by: Fine Flicks by Don Gosney

Hawthorne's Tami Stiles has the State's best marks this year in both the 100 (11.71) and 200 (23.61). The defending State Meet 200 champion (23.45) seems to be peaking at the right time as both these marks were set last week in the Southern Section Master's Meet. Stiles goals are to win both events and to break two 1980 State Meet records, Sharon Ware's 100 (11.42) and Sherri Howard's 200 (23.19).

Defending State Meet Champion



Photo by: Fine Flicks by Don Gosney

Madera's Ronald McCree, the defending State Meet 100 champion (10.49) also has the State's best mark this year in the 100 by duplicating his 10.49 time. McCree also has the second best mark in the 200 (21.0) behind Taft's Quincy Watts (20.97). McCree, Watts and their competitors will be attempting to improve on Henry Thomas' 1984 State Meet records in both the 100 (10.44) and 200 (20.77).

Boys' 100 Meter Dash

Heat 1 (Friday, 6:20 p.m.)

LANE#	NAME	NO.	SCHOOL (SECTION)	QUALIFY TIME
1	Jeff Chimienti	470	Moreau (NC)	11.21
2	William Ray	91	Bullard (C)	10.92
3	Eddie Vaughn	260	Foothill (SJ)	10.87
4	Corey Ealy	144	Muir (SS)	10.63
5	Karl Stewart	65	Galileo (SF)	10.50
6	Quincy Watts	387	Taft (LA)	10.62
7	Skipper Johnson	288	Mills (CC)	10.63
8	Travann Johnson	147	Gahr (SS)	10.87
9	Ed Taylor	3	Serra (SD)	10.97

Heat 2 (Friday, 6:23 p.m.)

LANE#	NAME	NO.	SCHOOL (SECTION)	QUALIFY TIME
1	Ed Stewart	348	Oroville (N)	11.24
2	Darron Minor	471	Berkeley (NC)	11.10
3	Calvin Holmes	413	Carson (LA)	10.82
4	Otis Dixon	146	Morningside (SS)	10.74
5	Ronald McCree	85	Madera (C)	10.51
6	Tony Miller	287	Riordan (CC)	10.62
7	Andre White	259	Vallejo (SJ)	10.79
8	Patrick Rowe	2	El Camino (SD)	10.87
9	Shawn Hanna	469	Santa Rosa (NC)	11.21

Heat 3 (Friday, 6:26 p.m.)

LANE#	NAME	NO.	SCHOOL (SECTION)	QUALIFY TIME
1	Jeff Ruckteschler	472	Amador Valley (NC)	11.27
2	Kevin Hendrix	89	Roosevelt (C)	10.83
3	Ron Young	1	Mount Miguel (SD)	10.83
4	Gary Wellman	145	Westlake (SS)	10.68
5	Martin Cannady	143	Duarte (SS)	10.59
6	Chip Vargus	286	Wilcox (CC)	10.61
7	Curtis Rogers	259	Hiram Johnson (SJ)	10.71
8	Mark Anderson	389	Washington (LA)	10.80
9	Peewee Smith	411	Gardena (LA)	11.07

Finals (Saturday, 7:01 p.m.)

LANE#	NAME	NO.	SCHOOL (SECTION)	QUALIFY TIME
1	_____	_____	_____	_____
2	_____	_____	_____	_____
3	_____	_____	_____	_____
4	_____	_____	_____	_____
5	_____	_____	_____	_____
6	_____	_____	_____	_____
7	_____	_____	_____	_____
8	_____	_____	_____	_____
9	_____	_____	_____	_____

ALL-TIME TRACK RECORDS

NAME	SCHOOL	MARK	YEAR
National Record:			
Roy Martin	Roosevelt (Dallas, Texas)	10.18	1985
State Meet Record:			
Henry Thomas	Hawthorne (Southern Section)	10.44	1984
Defending Champion:			
Ronald McCree	Madera (Central Section)	10.49	1985

CIF State Track Meet All-Time Event Champions

110-METER HIGH HURDLES—BOYS

CIF State Meet Champions

1915	Earl Thomson (Long Beach Poly)	15.2
1916	Harry Lampont (Manual Arts, Los Angeles)	16.4
1917	Earl Johnston (Fullerton)	16.2
1918	Larry Rice (Compton)	16.0
1919	Charley Daggs (Claremont)	16.6
1920	Otto Anderson (Pomona)	15.8
1921	Jack Houston (Lincoln, Los Angeles)	16.6
1922	Dick Blewett (Manual Arts, Los Angeles)	16.6
1923	Ross Nichols (Huntington Beach)	15.4
1924	Ross Nichols (Huntington Beach)	15.3
1925	Les Eades (Hollywood)	15.4
1926	Jim Meesk (Hollywood)	15.1
1927	Jeddy Welch (Pasadena)	14.8
1928	Joe Bills (Long Beach Poly)	15.6
1929	Bernie Miller (Hollywood)	15.4
1930	Bill Du Puy (Inglewood)	15.4
1931	Art Fisher (Redlands)	15.5
1932	Jack Ward (Selma)	15.0
1933	Roy Staley (Santa Monica)	15.2
1934	Roy Kirkpatrick (Central, El Centro)	14.7
1935	Johnny Lindell (Monrovia)	15.0
1936	Doug Busy (Sacramento)	15.7
1937	Ray Seares (Wilson, Long Beach)	15.5
1938	John Biewener (San Diego)	15.3
1939	Phi Diez (Lincoln, Los Angeles)	14.9
1939	Sam Johnson (Fillmore)	14.9
1940	Keith Hale (Bakersfield)	14.7
1940	Don Reiss (Burlingame)	14.7
1941	Omar Cowles (Palo Alto)	14.3
1946	Bob Bacon (Redondo, Redondo Beach)	14.5
1947	Hugh McElhenny (Washington, Los Angeles)	14.5
1948	Bob Mathias (Tulare)	14.5
1949	Jack Davis (Hoover, Glendale)	14.1
1950	Steve Turner (Glendale)	14.1
1951	Don Brinker (Fresno)	14.5
1952	Ancel Robinson (Selma)	14.7
1953	Harry Healey (Keppel, Alhambra)	14.4
1954	Rafer Johnson (Kingsburg)	14.3
1955	Ken Thompson (Centennial, Compton)	14.3
1956	Dale Messer (Lemoore)	14.2
1957	Ken Overhoiser (Glendale)	14.3
1958	Floyd James (Centennial, Compton)	14.1
1959	Bob Pierce (Burbank)	14.3
1960	Robert Bonds (Riverside Poly)	13.9
1961	Abe Johnson (McClymonds, Oakland)	14.2w
1962	Ron White (Dorsey, Los Angeles)	14.0
1963	Carl Davis (Compton)	13.9
1964	Earl McCullough (Long Beach Poly)	14.1
1965	Bill Persons (San Fernando)	13.8
1965	Rich Miller (Monrovia)	13.8
1966	Donald Parish (Dorsey, Los Angeles)	13.9
1967	Jerry Proctor (Muir, Pasadena)	13.7
1968	Kerry Hampton (San Francisco Poly)	14.0
1969	Jerry Wilson (Roosevelt, Fresno)	13.7
1970	Alfonzo Hall (Morningside, Inglewood)	13.9
1971	Charles Jackson (Lompoc)	13.6w
1972	Daniel Jones (Palos Verde, Blythe)	13.6
1973	Mike Johnson (Pasadena)	13.6w
1974	Fred Shaw (Muir, Pasadena)	13.7
1975	Robert Gains (Kennedy, Richmond)	13.3
1976	Lloyd Jones (Ganesh, Pomona)	14.5
1977	Phillip Johnson (Gardena)	13.66
1978	Milan Stewart (West Covina)	13.97
1979	Jim Scannella (San Ramon, Danville)	13.87
1980	Don Ward (St. Mary's Berkeley)	13.73
1981	David Ashford (West Covina)	13.67
1982	Steve Kerho (Mission Viejo)	13.41
1983	Mark Boyd (St. Mary's Berkeley)	13.93
1984	Raymond Young (Hawthorne)	14.32
1985	Robert Reading (St. Mary's, Berkeley)	13.88

w = wind aided

3200-METER RUN—BOYS

CIF State Meet Champions

1965	Ralph Gamez (Berkeley)	9:12.9
1966	Ralph Gamez (Berkeley)	9:01.6
1967	Pete Romero (Reedley)	9:00.5
1968	Ruben Chappins (Excelsior, Norwalk)	9:05.7
1969	Ruben Chappins (Excelsior, Norwalk)	8:57.0

continued on page 22

Boys' 110 Meter Hi Hurdles

Heat 1 (Friday, 6:31 p.m.)

LANE#	NAME	NO.	SCHOOL (SECTION)	QUALIFY TIME
1	Dante Stewart	94	Lemoore (C)	14.85
2	Bernard Ellison	276	Vallejo (SJ)	14.75
3	Richard Bendy	467	Ukiah (NC)	14.61
4	Aaron Blakely	354	McCloud (N)	14.34
5	Terry Johnson	170	Katella (SS)	13.97
6	Dana Hall	174	Ganeshha (SS)	14.25
7	Craig Gilbert	303	Overfelt (CC)	14.60
8	Anthony Wolfe	16	La Jolla (SD)	14.75
9	Darrick Davis	419	Fairfax (LA)	14.77

Heat 2 (Friday, 6:34 p.m.)

LANE#	NAME	NO.	SCHOOL (SECTION)	QUALIFY TIME
1	Henry Bausley	420	University (LA)	14.90
2	Myron Colby	93	Laton (C)	14.83
3	Shelton Boykin	418	San Fernando (LA)	14.69
4	Mike Engelhart	468	De La Salle (NC)	14.61
5	Peter Kolotouros	301	Lynbrook (CC)	14.13
6	Anthony Burnett	173	Lynwood (SS)	14.23
7	Doug Connor	465	St. Marys (NC)	14.57
8	Brian Lockwood	17	Vista (SD)	14.76
9	Andy Shaben	268	Lincoln (SJ)	14.87

Heat 3 (Friday, 6:37 p.m.)

LANE#	NAME	NO.	SCHOOL (SECTION)	QUALIFY TIME
1	Cliff Bailey	65	Lincoln (SF)	14.80
2	Mike Doellsted	466	Calistoga (NC)	14.66
3	Albert Pride	257	Grant (SJ)	14.52
4	Steve Kemp	302	Independence (CC)	14.44
5	Rodney Bradshaw	171	Saugus (SS)	14.20
6	Chris Floyd	172	Eisenhower (SS)	14.21
7	George Smith	92	Clovis West (C)	14.47
8	Walter Harris	417	Banning (LA)	14.64
9	Jerry Black	18	University City (SD)	14.76

Finals (Saturday, 7:07 p.m.)

LANE#	NAME	NO.	SCHOOL (SECTION)	QUALIFY TIME
1	_____	_____	_____	_____
2	_____	_____	_____	_____
3	_____	_____	_____	_____
4	_____	_____	_____	_____
5	_____	_____	_____	_____
6	_____	_____	_____	_____
7	_____	_____	_____	_____
8	_____	_____	_____	_____
9	_____	_____	_____	_____

ALL-TIME TRACK RECORDS

NAME	SCHOOL	MARK	YEAR
National Record:			
Renaldo Nehemiah	Fanwood (Scotch Plains, New Jersey)	12.9	1977
State Meet Record:			
Steve Kerho	Mission Viejo (Southern Section)	13.41	1982
Defending Champion:			
Robert Reading	St. Mary's (Berkeley-North Coast Section)	13.88	1985

Boys' 3200 Meter Run

(Byed into Finals)

ORDER	NAME	NO.	SCHOOL (SECTION)	QUALIFY TIME
1	Daren Stonerock	167	Saugus (SS)	9:05.74
2	Richard Erbes	166	Glendale (SS)	9:05.19
3	Steve Imlay	168	Temple City (SS)	9:06.14
4	Aaron Mascorro	165	Rosemead (SS)	9:04.06
5	Adam McAboy	479	Miramonte (NC)	9:08.31
6	Paul Thomas	262	Jesuit (SJ)	9:05.27
7	Chris Blockhus	298	Mountain View (CC)	9:03.2
8	Cameron Mitchell	263	Nevada Union (SJ)	9:05.87
9	Mark Dani	13	Valhalla (SD)	8:54.96
10	Mark Callon	300	Bellarmine (CC)	9:16.0
11	Eric Mastalir	261	Jesuit (SJ)	9:00.38
12	Scott Laforce	299	Los Gatos (CC)	9:07.2
13	Derik Vett	169	Buena (SS)	9:14.12
14	Chris Hoepker	480	Encinal (NC)	9:11.35
15	Tony Hernandez	373	Garfield (LA)	9:29.09
16	Jose Medina	97	Wasco (C)	9:27.22
17	David Naranjo	95	Sanger (C)	9:15.51
18	Humberto Quintana	374	Sylmar (LA)	9:30.56
19	Tom Estes	353	Lassen (N)	9:16.9
20	Jeff Korn	375	Birmingham (LA)	9:30.99
21	Darren Sand	371	University (LA)	9:41.9
22	Marc Davis	14	San Diego (SD)	9:18.33
23	Dylan Fuller	69	Lowell (SF)	10:02.0
24	Robbie Lopes	15	Monte Vista (SD)	9:24.87
25	Scott Cole	96	Yosemite (C)	9:19.50
26	Paul Cummings	478	Montgomery (NC)	9:23.95
27	Shawn Noonan	477	Moreau (NC)	9:25.23

Finals (Saturday, 7:13 p.m.)

ORDER	NAME	NO.	SCHOOL (SECTION)	QUALIFY TIME
1	_____	_____	_____	_____
2	_____	_____	_____	_____
3	_____	_____	_____	_____
4	_____	_____	_____	_____
5	_____	_____	_____	_____
6	_____	_____	_____	_____
7	_____	_____	_____	_____
8	_____	_____	_____	_____
9	_____	_____	_____	_____

ALL-TIME TRACK RECORDS

NAME	SCHOOL	MARK	YEAR
National Record:			
Steve Prefontaine	Marshfield (Coos Bay, Oregon)	8:41.5	1969
State Meet Record:			
Eric Hulst	Laguna Beach (Southern Section)	8:44.9	1975
Defending Champion:			
Roman Gomez	Belmont (Los Angeles-Los Angeles City Section)	9:03.05	1985

Girls' 400 Meter Dash

Heat 1 (Friday, 6:42 p.m.)

LANE#	NAME	NO.	SCHOOL (SECTION)	QUALIFY TIME
1	Tracy Phillips	201	Modoc (N)	58.94
2	Shawnette Sapp	7	Morse (SD)	57.79
3	Kitty Ohnemus	285	Del Campo (SJ)	57.43
4	Roslyn Mack	214	St. Francis (CC)	56.35
5	Princess Bennett	83	Compton (SS)	53.55
6	Sonya Mitchell	68	Bakersfield (C)	56.17
7	Jackie Bullet	347	Reseda (LA)	57.30
8	Dee Dee Banks	59	Oakland (SF)	57.64
9	Courtney Clark	402	Las Lomas (NC)	58.57

Heat 2 (Friday, 6:46 p.m.)

LANE#	NAME	NO.	SCHOOL (SECTION)	QUALIFY TIME
1	Maria French	405	Montgomery (NC)	58.60
2	Pam Terrell	294	Vallejo (SJ)	57.91
3	Joslyn Mack	210	St. Francis (CC)	57.55
4	Michelle Lowe	404	American (NC)	57.08
5	Crystal Irving	86	Long Beach Poly (SS)	55.27
6	Yolanda Fitch	1	Morse (SD)	56.17
7	Nicky Adams	348	Reseda (LA)	57.40
8	Shannon Wiebelhaus	104	Rio Mesa (SS)	57.78
9	Kathi Roldan	153	Mount Whitney (C)	58.20

Heat 3 (Friday, 6:50 p.m.)

LANE#	NAME	NO.	SCHOOL (SECTION)	QUALIFY TIME
1	Wendy Simmons	403	Santa Rosa (NC)	58.23
2	Sheila Willems	141	Immanuel (C)	57.95
3	Tina Williams	6	Mount Carmel (SD)	57.75
4	Chelle Cardenas	118	Bishop Montgomery (SS)	57.18
5	Andreen Alvarenga	216	Mitty (CC)	55.71
6	Trudy Palmer	346	Westchester (LA)	55.92
7	Sareana Smith	349	Crenshaw (LA)	57.72
8	Deangela Smith	293	Sacramento Valley (SJ)	57.80
9	Susan Bluhm	103	Thousand Oaks (SS)	58.02

Finals (Saturday, 7:29 p.m.)

LANE#	NAME	NO.	SCHOOL (SECTION)	QUALIFY TIME
1	_____	_____	_____	_____
2	_____	_____	_____	_____
3	_____	_____	_____	_____
4	_____	_____	_____	_____
5	_____	_____	_____	_____
6	_____	_____	_____	_____
7	_____	_____	_____	_____
8	_____	_____	_____	_____
9	_____	_____	_____	_____

ALL-TIME TRACK RECORDS

NAME	SCHOOL	MARK	YEAR
National Record:			
Denean Howard	Kennedy	52.39	1982
	(Granada Hills, California-Los Angeles City Section)		
State Meet Record:			
Denean Howard	Kennedy	52.39	1982
	(Granada Hills, Los Angeles City Section)		
Defending Champion:			
Chewuakii Knighten	Locke	52.72	1985
	(Los Angeles-Los Angeles City Section)		

Boys' 400 Meter Dash

Heat 1 (Friday, 6:54 p.m.)

LANE#	NAME	NO.	SCHOOL (SECTION)	QUALIFY TIME
1	Dujon Loring	99	Lemoore (C)	49.31
2	Larry Williams	6	Morse (SD)	49.03
3	Joseph Hart	398	Locke (LA)	48.80
4	Chris Taylor	290	Yerba Buena (CC)	48.42
5	Marvin Douglas	396	Fremont (LA)	47.0
6	John Hollis	151	Santa Ana Valley (SS)	48.31
7	Mark Briggs	155	Centennial (SS)	48.77
8	Kevin McLendon	271	Merced (SJ)	48.94
9	Jeff Chimienti	470	Moreau (NC)	49.41

Heat 2 (Friday, 6:58 p.m.)

LANE#	NAME	NO.	SCHOOL (SECTION)	QUALIFY TIME
1	Leon Patterson	75	Skyline (SF)	50.54
2	Russell Smith	7	Monte Vista (SD)	49.15
3	Darron Huston	291	Salinas (CC)	48.81
4	Cedric Coleman	153	Duarte (SS)	48.33
5	Vincent Thompson	397	Locke (LA)	47.15
6	Greg Jefferson	270	Oakmont (SJ)	48.12
7	Kevin Hendrix	89	Roosevelt (C)	48.63
8	Carter Demetrius	482	American (NC)	48.93
9	Travis Roads	350	Etna (N)	49.84

Heat 3 (Friday, 7:02 p.m.)

LANE#	NAME	NO.	SCHOOL (SECTION)	QUALIFY TIME
1	Rod Frazier	272	Sacramento Valley (SJ)	49.36
2	Shawn Hanna	469	Santa Rosa (NC)	49.23
3	Kent Johnson	399	Westchester (LA)	48.81
4	Mike Fritz	152	Anaheim (SS)	48.32
5	Steve Lewis	481	American (NC)	47.31
6	Floyd Barco	289	Monterey (CC)	47.47
7	Eric Bixler	154	Dos Pueblos (SS)	48.40
8	Patrick Rowe	2	El Camino (SD)	48.82
9	Terrance Grant	98	Roosevelt (C)	49.29

Finals (Saturday, 7:36 p.m.)

LANE#	NAME	NO.	SCHOOL (SECTION)	QUALIFY TIME
1	_____	_____	_____	_____
2	_____	_____	_____	_____
3	_____	_____	_____	_____
4	_____	_____	_____	_____
5	_____	_____	_____	_____
6	_____	_____	_____	_____
7	_____	_____	_____	_____
8	_____	_____	_____	_____
9	_____	_____	_____	_____

ALL-TIME TRACK RECORDS

NAME	SCHOOL	MARK	YEAR
National Record:			
Anthony Ketchem	Needleville	45.5	1981
	(Needleville, Texas)		
State Meet Record:			
Chip Rish	Marina	45.7	1985
	(Huntington Beach-Southern Section)		
Defending Champion:			
Chip Rish	Marina	45.7	1985
	(Huntington Beach-Southern Section)		



Salutes the California Special Olympics



California Special Olympics provides a comprehensive program of sports training and competition for mentally retarded children and adults. These special athletes are provided the opportunity to meet greater challenges, find new courage and express new found joy.

To find out how you can become a supporter of California Special Olympics, contact:

California Special Olympics
1424 4th Street, Suite 700
Santa Monica, CA 90401
(213) 451-5767

Created by The Joseph P. Kennedy, Jr. Foundation.

Authorized and Accredited by Special Olympics, Inc. for the Benefit of Mentally Retarded Citizens.



CIF State Track Meet All-Time Event Champions

1970	Ron Johnson (West, Torrance)	8:55.6
1971	Dale Fleet (Claremont, San Diego)	8:53.8
1972	Curtis Beck (Santa Monica)	8:52.3
1973	Terry Williams (Lompoc)	8:54.8
1974	Rich Kimball (DeLa Salle, Concord)	8:46.5
1975	Eric Hulst (Laguna Beach)	8:44.9
1976	Eric Hulst (Laguna Beach)	8:57.3
1977	Frank Assumma (Eisenhower, Rialto)	8:52.9
1978	Jeff Nelson (Burbank)	8:59.28
1979	Jeff Nelson (Burbank)	8:47.35
1980	Andy Diconti (LaCanada)	8:55.79
1981	Jon Butler (Edison, Huntington Beach)	8:46.78
1982	Harold Kuphardt (Bella Vista)	8:51.99
1983	Eric Reynolds (Camarillo)	8:54.75
1984	Roman Gomez (Belmont)	8:58.91
1985	Roman Gomez (Belmont)	9:03.05

400-METER DASH—GIRLS

CIF State Meet Champions

1974	Veronica Venezis (Terra Linda, San Rafael)	56.4
1975	Jodi Anderson (Washington, Los Angeles)	55.3
1976	Marquite Belk (Silver Creek, San Jose)	55.2
1977	Valerie Brisco (Locke, Los Angeles)	55.14
1978	Arlise Emerson (Westminster)	54.3
1979	Sherri Howard (San Geronio, San Bernardino)	53.65
1980	Denean Howard (Kennedy, Granada Hills)	53.04
1981	Gervaise McGraw (Ganessa, Pomona)	54.15
1982	Denean Howard (Kennedy, Granada Hills)	52.39
1983	Leslie Maxie (Mils, Milbrae)	53.19
1984	Chewuakii Knighten (Locke, Los Angeles)	52.67
1985	Chewuakii Knighten (Locke, Los Angeles)	52.72

400-METER DASH—BOYS

CIF State Meet Champions

1915	George Conn (Pasadena)	50.0
------	------------------------	------

1916	Mark Kellogg (Fresno)	51.4
1917	Dick Seltzer (Redlands)	53.0
1918	George Schiller (Los Angeles Poly)	49.6
1919	Jeff Wilcox (Harvard, North Hollywood)	54.2
1920	Thurmond Clarke (Los Angeles)	50.2
1921	Ed Shaw (Monrovia)	52.2
1922	Ed Shaw (Monrovia)	54.4
1923	Vernon Hanford (Manual Arts, Los Angeles)	52.6
1924	Wilburn Talbot (Analay, Sebastopol)	51.6
1925	Walter Hanson (Mt. Diablo, Concord)	51.0
1926	Cliff Gantt (Los Angeles Poly)	50.0
1927	Percy McArthur (Huntington Park)	51.0
1928	Carl Childreth (Long Beach Poly)	50.2
1929	Irvin Warburton (San Diego)	49.6
1930	Carl Satterfield (Manual Arts, Los Angeles)	50.3
1931	John McCarthy (Fairfax, Los Angeles)	48.7
1932	John Rout (Jefferson, Los Angeles)	50.1
1933	Myrel Gillett (Central, El Centro)	48.4
1934	Doug Hammond (Hollywood)	50.3
1935	Howard Upton (Turlock)	48.9
1936	George Gray (Wilson, Long Beach)	49.9
1937	Wilbur Miller (Jefferson, Los Angeles)	49.7
1938	Bob Hogan (Piedmont)	50.4
1939	Ken Horn (Fowler)	50.5
1940	Duane Lewis (Compton)	48.8
1941	OB Hughes (Whittier)	49.9
1946	Norm Stocks (San Diego)	49.3
1947	Luther Butler (Jefferson, Los Angeles)	49.4
1948	Fred Thompson (Jordan, Los Angeles)	49.2
1948	Luther Butler (Jefferson, Los Angeles)	49.2
1949	George Adrian (Hollywood)	49.3
1950	Sherman Miller (Napa)	48.8
1951	Jack North (Jordan, Long Beach)	49.7
1952	Lanny Carter (Orange)	48.8
1953	XL Emerson (Richmond)	49.2
1954	Bruce Kitchen (Riverside)	48.7
1955	Jerry White (Corcoran)	48.7
1956	Fred Dewitt (Berkeley)	47.9
1958	Dixon Farmer (Miramonte, Orinda)	48.6
1959	Dixon Farmer (Miramonte, Orinda)	48.6
1960	Ullis Williams (Compton)	47.2
1961	Ullis Williams (Compton)	47.8
1962	Manual Diaz (Keppel, Alhambra)	47.8
1963	Tommie Smith (Lemoore)	47.3
1964	Fred Banks (Jefferson, Los Angeles)	47.5
1965	Randy Julian (Bolsa Grande, Garden Grove)	47.4

continued on page 25

Girls' 200 Meter Dash

Heat 1 (Friday, 7:07 p.m.)

LANE#	NAME	NO.	SCHOOL (SECTION)	QUALIFY TIME
1	Sharon Polley	401	El Molino (NC)	25.9
2	Delena Zimmerman	341	Dorsey (LA)	25.61
3	Karla Carter	280	Foothill (SJ)	25.31
4	Latrice Watson	75	Edison (C)	25.18
5	Tami Stiles	72	Hawthorne (SS)	23.61
6	Roslyn Mack	214	St. Francis (CC)	25.01
7	Rosie Williams	200	East Nicolaus (N)	25.24
8	La Frenia West	4	Grossmont (SD)	25.45
9	Kierstin Church	340	Granada Hills (LA)	25.76

Heat 2 (Friday, 7:10 p.m.)

LANE#	NAME	NO.	SCHOOL (SECTION)	QUALIFY TIME
1	Abiola Davis	400	Berkeley (NC)	26.56
2	Shamon Chisom	101	Edison (C)	25.62
3	Valerie Simpson	88	Dos Pueblos (SS)	25.27
4	Nicole Caldwell	211	Redwood Christian (CC)	25.07
5	Sjondrala Vaughn	87	Long Beach Wilson (SS)	24.15
6	Stacey Rogers	279	Hiram Johnson (SJ)	24.99
7	Leann Tinkshell	339	Locke (LA)	25.11
8	Adriane Slater	5	Mira Mesa (SD)	25.57
9	Tabatha King	398	American (NC)	25.82

Heat 3 (Friday, 7:16 p.m.)

LANE#	NAME	NO.	SCHOOL (SECTION)	QUALIFY TIME
1	Tania Wood	399	El Cerrito (NC)	26.70
2	Valeria Bongo	342	Granada Hills (LA)	25.82
3	Kim Matthews	3	Morse (SD)	25.10
4	Nicki Devoe	215	Piedmont Hills (CC)	25.03
5	Maddette Smith	102	Quartz Hill (SS)	24.41
6	Shadon Jones	290	Hogan (SJ)	24.91
7	Deanna Amy	71	Hawthorne (SS)	25.09
8	Brendan Wells	140	West (C)	25.81
9	Martina Roland	61	Galileo (SF)	25.84

Finals (Saturday 7:53 p.m.)

LANE#	NAME	NO.	SCHOOL (SECTION)	QUALIFY TIME
1	_____	_____	_____	_____
2	_____	_____	_____	_____
3	_____	_____	_____	_____
4	_____	_____	_____	_____
5	_____	_____	_____	_____
6	_____	_____	_____	_____
7	_____	_____	_____	_____
8	_____	_____	_____	_____
9	_____	_____	_____	_____

ALL-TIME TRACK RECORDS

NAME	SCHOOL	MARK	YEAR
National Record: Wenda Vereen	Trenton (Trenton, New Jersey)	23.0	1983
State Meet Record: Sherri Howard	Kennedy (Granada Hills-Los Angeles City Section)	23.19	1980
Defending Champion: Tami Stiles	Hawthorne (Southern Section)	23.45	1985

Boys' 200 Meter Dash

Heat 1 (Friday, 7:16 p.m.)

LANE#	NAME	NO.	SCHOOL (SECTION)	QUALIFY TIME
1	Brian Wilson	349	Enterprise (N)	22.84
2	Larry Todd	4	Helix (SD)	22.02
3	Floyd Barco	289	Monterey (CC)	21.85
4	Curtis Rogers	258	Hiram Johnson (SJ)	21.61
5	Ronald McCree	85	Madera (C)	21.15
6	Corey Ealy	144	Muir (SS)	21.34
7	Travann Johnson	147	Gahr (SS)	21.76
8	Mark Anderson	389	Washington (LA)	22.01
9	Darron Minor	471	Berkeley (NC)	22.62

Heat 2 (Friday, 7:19 p.m.)

LANE#	NAME	NO.	SCHOOL (SECTION)	QUALIFY TIME
1	Tony Brooks	488	Bishop O'Dowd (NC)	23.20
2	Terry Rodgers	5	Sweetwater (SD)	22.16
3	Chris Taylor	290	Yerba Buena (CC)	21.86
4	Cedric Riles	148	Norte Vista (SS)	21.62
5	Quincy Watts	387	Taft (LA)	21.16
6	William Ray	91	Bullard (C)	21.60
7	Robert Harris	149	Simi Valley (SS)	21.81
8	Andre White	259	Vallejo (SJ)	21.82
9	Mike Vontoure	487	De La Salle (NC)	22.50

Heat 3 (Friday, 7:22 p.m.)

LANE#	NAME	NO.	SCHOOL (SECTION)	QUALIFY TIME
1	Darrell King	489	Ygnacio Valley (NC)	23.29
2	David Sals	390	San Fernando (LA)	22.25
3	Eddie Vaughn	260	Foothill (SJ)	21.96
4	Karl Stewart	66	Galileo (SF)	21.75
5	Martin Cannady	143	Duarte (SS)	21.31
6	Tony Miller	287	Riordan (CC)	21.57
7	Ron Young	1	Mount Miguel (SD)	21.88
8	Leroy Simon	388	Dorsey (LA)	21.99
9	Richard Medina	103	Dinuba (C)	22.30

Finals (Saturday, 7:59 p.m.)

LANE#	NAME	NO.	SCHOOL (SECTION)	QUALIFY TIME
1	_____	_____	_____	_____
2	_____	_____	_____	_____
3	_____	_____	_____	_____
4	_____	_____	_____	_____
5	_____	_____	_____	_____
6	_____	_____	_____	_____
7	_____	_____	_____	_____
8	_____	_____	_____	_____
9	_____	_____	_____	_____

ALL-TIME TRACK RECORDS

NAME	SCHOOL	MARK	YEAR
National Record: Roy Martin	Roosevelt (Dallas, Texas)	20.0	1985
State Meet Record: Henry Thomas	Hawthorne (Southern Section)	20.77	1984
Defending Champion: Michael Marsh	Hawthorne (Southern Section)	20.83	1985

Girls' 300 Meter Low Hurdles

Heat 1 (Friday, 7:27 p.m.)

LANE#	NAME	NO.	SCHOOL (SECTION)	QUALIFY TIME
1	Kim Lassair	382	Northgate (NC)	46.15
2	Renee Cunningham	202	Central Valley (N)	45.44
3	Stacey Kuehnis	229	Los Gatos (CC)	44.1
4	Sharon Manship	94	Thousand Oaks (SS)	43.50
5	Janeene Vickers	126	Pomona (SS)	41.92
6	Laurie Smith	287	Sacramento Valley (SJ)	43.48
7	Annette Speak	344	Manual Arts (LA)	44.05
8	Shiana Mosby	161	East Bakersfield (C)	44.79
9	Andrea Miller	18	San Pasqual (SD)	45.62

Heat 2 (Friday, 7:31 p.m.)

LANE#	NAME	NO.	SCHOOL (SECTION)	QUALIFY TIME
1	Jackie Poe	394	Kennedy (NC)	46.20
2	Marcie Braggs	162	Roosevelt (C)	44.61
3	Michele Wooton	289	Bella Vista (SJ)	44.30
4	Gina Albanese	225	Branham (CC)	43.51
5	Kelley Peacock	315	Van Nuys (LA)	42.79
6	Tamiko White	69	Hawthorne (SS)	42.95
7	Michelle Outlaw	17	Lincoln (SD)	43.96
8	Kim Petway	345	Canoga Park (LA)	44.51
9	Felicia Harris	383	San Lorenzo (NC)	44.94

Heat 3 (Friday, 7:35 p.m.)

LANE#	NAME	NO.	SCHOOL (SECTION)	QUALIFY TIME
1	Kim Young	163	Madera (C)	46.82
2	Darla Vaughn	16	Mira Mesa (SD)	44.98
3	Mary Karen Olson	227	Palo Alto (CC)	44.21
4	Kristen Edwards	100	South Pasadena (SS)	43.60
5	Amy Ice	89	Cajon (SS)	42.92
6	Laura Ainsworth	343	Fremont (LA)	42.99
7	Ronda Brooks	62	Oakland (SF)	43.84
8	Chrishelle Johnson	288	Stagg (SJ)	44.25
9	Wendi Simmons	403	Santa Rosa (NC)	45.37

Finals (Saturday, 8:05 p.m.)

LANE#	NAME	NO.	SCHOOL (SECTION)	QUALIFY TIME
1	_____	_____	_____	_____
2	_____	_____	_____	_____
3	_____	_____	_____	_____
4	_____	_____	_____	_____
5	_____	_____	_____	_____
6	_____	_____	_____	_____
7	_____	_____	_____	_____
8	_____	_____	_____	_____
9	_____	_____	_____	_____

ALL-TIME TRACK RECORDS

NAME	SCHOOL	MARK	YEAR
National Record: Leslie Maxie	Mills (Millbrae, California-Central Coast Section)	40.18	1984
State Meet Record: Leslie Maxie	Mills (Millbrae-Central Coast Section)	40.90	1984
Defending Champion: Leslie Maxie	Mills (Millbrae-Central Coast Section)	41.80	1985



Photo by: Fine Flicks by Don Gosney

Pomona's Janeene Vickers has State best marks in three events this year (400-53.28, 100 LH-13.56, and 300 LH-41.92) but is concentrating on the two hurdle events in this State Meet. Her 41.92 in the 300 lows is the Nation's best time this year. The junior will have to improve her times to break either of two 1980 State Meet Records—Gail Dever's 100 LH record of 13.41 or Leslie Maxie's 300 LH record of 40.90.



Photo by: Fine Flicks by Don Gosney

Katella's Terry Johnson ran in the shadows of 300 IH State Meet and National record holder (35.32) George Porter last year, but has emerged as this year's top State performer in both the 300 IH (37.26) and 110 HH (13.97). Johnson is looking ahead to Porter's 300 IH record and to Steve Kerho's 1982 110 HH record of 13.41, but cannot forget his shadows: State Meet (330 IH: Bill Gaines-37.38, Rodney Bradshaw-37.49...110 HH: Peter Kolotouros, 14.13, and four others under 14.25).

Boys' 300 Meter Intermediate Hurdles

Heat 1 (Friday, 7:39 p.m.)

LANE#	NAME	NO.	SCHOOL (SECTION)	QUALIFY TIME
1	Mark Dambra	491	Granada (NC)	39.98
2	Sean Johnson	378	North Hollywood (LA)	38.87
3	Mike Tombaugh	84	Madera (C)	38.61
4	Osmand Swanegan	19	Morse (SD)	38.42
5	Terry Johnson	170	Katella (SS)	37.26
6	Gary Worrell	305	Monta Vista (CC)	38.06
7	Andy Shaben	268	Lincoln (SJ)	38.54
8	Chris Fisher	176	Notre Dame (S.O.) (SS)	38.71
9	Tommy Jackson	379	Dorsey (LA)	38.92

Heat 2 (Friday, 7:43 p.m.)

LANE#	NAME	NO.	SCHOOL (SECTION)	QUALIFY TIME
1	Leif Kemp	492	Washington (NC)	40.09
2	Albert Pride	267	Grant (SJ)	39.0
3	Bruce Stone	20	University City (SD)	38.49
4	Brandon Williams	175	Millikan (SS)	37.83
5	Bill Gaines, Jr	304	Independence (CC)	37.38
6	Darryl Lockett	376	Dorsey (LA)	37.82
7	Anthony Verret	242	Perris (SS)	38.18
8	Darin Maiden	104	South Bakersfield (C)	38.83
9	Cliff Bailey	65	Lincoln (SF)	39.44

Heat 3 (Friday, 7:47 p.m.)

LANE#	NAME	NO.	SCHOOL (SECTION)	QUALIFY TIME
1	Doug Connor	465	St. Marys (NC)	40.30
2	Jason Munoz	355	Quincy (N)	39.04
3	Tim Baker	266	Oakdale (SJ)	38.81
4	Lavelle Parker	377	Hamilton (LA)	38.35
5	Rodney Bradshaw	171	Saugus (SS)	37.49
6	Steve Kemp	302	Independence (CC)	37.95
7	Jerry Black	18	University City (SD)	38.64
8	Anthony Murphy	83	Madera (C)	38.97
9	Eddie Campbell	490	Newark Memorial (NC)	39.47

Finals (Saturday, 8:12 p.m.)

LANE#	NAME	NO.	SCHOOL (SECTION)	QUALIFY TIME
1	_____	_____	_____	_____
2	_____	_____	_____	_____
3	_____	_____	_____	_____
4	_____	_____	_____	_____
5	_____	_____	_____	_____
6	_____	_____	_____	_____
7	_____	_____	_____	_____
8	_____	_____	_____	_____
9	_____	_____	_____	_____

ALL-TIME TRACK RECORDS

NAME	SCHOOL	MARK	YEAR
National Record:			
George Porter	Cabrillo (Lompoc, California-Southern Section)	35.32	1985
State Meet Record:			
George Porter	Cabrillo (Lompoc-Southern Section)	35.50	1985
Defending Champion:			
George Porter	Cabrillo (Lompoc-Southern Section)	35.50	1985



State Track Meet All-Time Event Champions

1966	Mike Newton (Whittier)	47.2
1968	Edesel Garrison (Centennial, Compton)	46.7
1969	Larance Jons (Lemoore)	46.8
1970	Rick Brown (Los Altos)	47.8
1971	Tony Krzyosiak (Garden Grove)	46.7
1972	Robert Harrell (Santa Ana)	47.4
1973	Ron Whitaker (Wilson, San Francisco)	47.0
1974	Rod Connors (Cordova, Rancho Cordova)	47.7
1975	John Ware (Sacramento)	47.2
1976	Dareld Harris (Pittsburg)	47.6
1977	James Sanford (Pasadena)	46.60
1978	Bill Green (Cubberley, Palo Alto)	46.77
1979	Tony Banks (Morse, San Diego)	47.28
1980	Mike Turner (Centennial, Compton)	47.51
1981	David Timmons (Oakland)	47.09
1982	Fabian Cooper (Washington, Los Angeles)	46.38
1983	Larry Walker (Edison, Fresno)	47.03
1984	Chip Rish (Marina, Huntington Beach)	46.82
1985	Chip Rish (Marina, Huntington Beach)	45.7

200-METER DASH—GIRLS

CIF State Meet Champions

1974	Janice Wiser (La Jolla)	24.2
1975	Pam Waters (Bell, San Jose)	24.4
1976	Pam Waters (Bell, San Jose)	24.8
1977	Kim Robinson (Westchester, Los Angeles)	23.97
1978	Kelia Bolton (Hill, San Jose)	23.53
1980	Sherri Howard (Kennedy, Granada Hills)	23.19
1981	Denean Howard (Kennedy, Granada Hills)	23.73
1982	Denean Howard (Kennedy, Granada Hills)	23.59
1983	Lisa Winston (Jordan, Long Beach)	23.83
1984	Paulette Blalock (Compton)	23.59
1985	Tami Stiles (Hawthorne)	23.45

200-METER DASH—BOYS

CIF State Meet Champions

1915	Les Wark (Long Beach Poly)	22.0
1916	Charley Paddock (Pasadena)	22.4
1917	Charley Paddock (Pasadena)	22.0
1918	Charley Paddock (Pasadena)	22.4
1919	Bob Allen (Redlands)	23.8
1920	Eddie Sudden (Lick-Wilmerding, San Francisco)	21.8
1921	Bob Allen (Redlands)	22.6
1922	Walter Wickersham (Bakersfield)	24.2
1923	Bob Lee (Franklin, Los Angeles)	22.2
1924	Archie Woodyard (Jefferson, Los Angeles)	22.5
1925	Walter Floyd (Lincoln, Los Angeles)	22.6
1926	Elam Kirks (El Monte)	21.0
1927	Frank Wykoff (Glendale)	21.0
1928	Frank Lombardi (Los Angeles)	21.4
1928	Frank Wykoff (Glendale)	21.4
1929	Jimmy Willson (San Diego)	21.4
1930	Ashley Burch (Jordan, Los Angeles)	21.8
1931	Ashley Burch (Jordan, Los Angeles)	21.5
1932	George Anderson (Muir, Pasadena)	21.8
1933	George Anderson (Muir, Pasadena)	21.2
1934	Brainard Worrill (Muir, Pasadena)	21.8
1935	Burt Price (Excelsior, Norwalk)	21.2
1936	Burt Grady (Gridley)	21.6
1937	Bryant Allen (Jefferson, Los Angeles)	21.2
1938	Eddie Morris (Huntington Beach)	21.6
1939	Eddie Morris (Huntington Beach)	21.4
1940	Eddie Morris (Huntington Beach)	21.3
1941	Glen Willis (San Diego)	21.7
1946	Ray Gregg (El Monte)	21.9
1947	John Bradley (Hoover, Glendale)	21.8
1948	John Bradley (Hoover, Glendale)	21.5
1949	Eddie Schopper (Lincoln, Los Angeles)	21.6
1950	Guy Blackburn (Jefferson, Los Angeles)	21.3
1951	Leamon King (Delano)	21.4
1952	Herb Turner (Alameda)	21.6
1953	Leamon King (Delano)	21.4
1954	James Jackson (Alameda)	21.2
1955	Bob Poynter (Pasadena)	21.6
1956	Bob Poynter (Pasadena)	21.0
1957	Preston Griffin (Centennial, Compton)	21.3
1958	Mel Clipper (Muir, Pasadena)	20.7
1959	Hubie Watson (Jordan, Los Angeles)	21.6
1960	Bill Cowings (Fowler)	21.0
1961	Forrest Beaty (Hoover, Glendale)	21.5

continued on page 27

Girls' 1600 Meter Run

Heat 1 (Friday, 7:52 p.m.)

ORDER	NAME	NO.	SCHOOL (SECTION)	QUALIFY TIME
1	Maggie Henson	99	Newport Harbor (SS)	4:53.02
2	Darcy Arreola	11	Grossmont (SD)	4:47.98
3	Veli Lehman	389	El Cerrito (NC)	5:07.36
4	Betty Chavez	283	Modesto (SJ)	5:02.40
5	Shannon Clark	221	Mountain View (CC)	4:52.0
6	Michelle Lewis	96	Buena (SS)	4:57.65
7	Mary Lopez	158	Madera (C)	5:15.36
8	Laura Chapel	8	University City (SD)	4:53.40
9	Stephanie Kasa	390	Caron Delt (NC)	5:07.91
10	Kara Olsen	312	San Pedro (LA)	5:12.43
11	Desiree Joubert	97	Westlake (SS)	4:57.61
12	Stephanie Barrett	203	Pleasant Valley (N)	5:09.6
13	Georgia McClean	310	Belmont (LA)	5:10.98

Heat 2 (Friday, 8:00 p.m.)

ORDER	NAME	NO.	SCHOOL (SECTION)	QUALIFY TIME
1	Robbyn Bryant	90	Hesperia (SS)	4:56.49
2	Shannon Lieder	156	Sierra (C)	5:15.17
3	Sherrie James	63	Fremont (SF)	5:47.1
4	Heather Scobie	58	Saugus (SS)	4:54.63
5	Alexandra Guidi	350	El Camino Real (LA)	5:15.31
6	Megan Warner	281	Del Oro (SJ)	5:00.60
7	Kim Crongeyer	351	Kennedy (LA)	5:16.44
8	Melanie Hiatt	296	Davis (SJ)	5:02.00
9	Teresa Pay	392	El Cerrito (NC)	5:07.74
10	Tammy Foley	391	Mission San Jose (NC)	5:06.26
11	Kira Jorgensen	12	Vista (SD)	5:04.37
12	Sabrina Han	222	Westmoor (CC)	5:03.4
13	Jennifer Baker	157	Monache (C)	5:12.66
14	Laurie Chapman	220	Gunderson (CC)	4:48.7

Finals (Saturday, 8:19 p.m.)

ORDER	NAME	NO.	SCHOOL (SECTION)	QUALIFY TIME
1	_____	_____	_____	_____
2	_____	_____	_____	_____
3	_____	_____	_____	_____
4	_____	_____	_____	_____
5	_____	_____	_____	_____
6	_____	_____	_____	_____
7	_____	_____	_____	_____
8	_____	_____	_____	_____
9	_____	_____	_____	_____

ALL-TIME TRACK RECORDS

NAME	SCHOOL	MARK	YEAR
National Record:			
Polly Anne Plumer	University (Irvine, California-Southern Section)	4:39.92	1982
State Meet Record:			
Polly Anne Plumer	University (Irvine-Southern Section)	4:39.92	1982
Defending Champion:			
Shannon Clark	Mountain View (Central Coast Section)	4:49.14	1985



Photo by: Fine Flicks by Don Gosney

Grossmont's Darcy Arreola turned in the State and Nation's best time this year in the 1600 (4:47.98) in last week's San Diego Section finals. Arreola has her eyes set on Polly Anne Plumer's 1982 State Meet and National Record of 4:39.92.




Photo by: Fine Flicks by Don Gosney

Jesuit's running twins—the Mastalir brothers produced the State and Nation's top two times this year in both the 1600 and 3200 but have each decided to concentrate on only one event in the State Meet. Mark will bring his 4:04.15 to the 1600 while Eric's 8:48.55 is the 3200's best mark this year. Eric had a 4:04.23 in the 1600 but will compete against top qualifier Mark Dani of Valhalla (8:54.96) for the State Meet 3200 crown. Mark Schilling's 1972 1600 State Meet Record of 4:05.4 seems in great risk of falling to Mark Mastalir while Eric Hulst's 1975 3200 State Meet Record of 8:44.9 is not out of reach for either Eric Mastalir or Mark Dani.

Boys' 1600 Meter Run

Heat 1 (Friday, 8:08 p.m.)

ORDER	NAME	NO.	SCHOOL (SECTION)	QUALIFY TIME
1	Mark Mastalir	273	Jesuit (SJ)	4:04.15
2	Jorge Castro	10	Ramona (SD)	4:16.83
3	Ian Alsen	407	Granada Hills (LA)	4:22.59
4	Greg Scattini	296	Palma (CC)	4:16.3
5	Charlie Vanwey	164	St. Paul (SS)	4:18.07
6	Chris Martin	12	Fallbrook (SD)	4:23.15
7	Manuel Gomez	405	Belmont (LA)	4:19.84
8	Stuart Wiseman	497	El Cerrito (NC)	4:15.71
9	Chris Bray	275	Nevada Union (SJ)	4:21.57
10	Jason Lienau	105	Clovis (C)	4:16.09
11	Raul Serratos	161	Moreno Valley (SS)	4:15.40
12	Jonathon Smith	498	Miramonte (NC)	4:16.75
13	Tommy Williams	107	Clovis West (C)	4:17.67

Heat 2 (Friday, 8:15 p.m.)

ORDER	NAME	NO.	SCHOOL (SECTION)	QUALIFY TIME
1	Rod Heskitt	297	Westmont (CC)	4:16.8
2	Tom Macken	496	Santa Rosa (NC)	4:16.03
3	Tefere Gebre	406	Belmont (LA)	4:21.27
4	Russell Hill	295	Andrew Hill (CC)	4:16.1
5	Mike McCracken	163	Loyola (SS)	4:15.66
6	Richard Hirschman	243	Torrance (SS)	4:16.78
7	Carlos Moya	404	Narbonne (LA)	4:19.02
8	Adam McAboy	479	Miramonte (NC)	4:13.06
9	Jeff Rachel	106	Garces Memorial (C)	4:16.56
10	Pat Higuera	11	Mount Miguel (SD)	4:22.02
11	Tony Perez	264	Manteca (SJ)	4:11.77
12	Kevin Munoz	352	Lassen (N)	4:23.5
13	Jim Zimmer	162	Simi Valley (SS)	4:15.61
14	William Pfau	68	Lowell (SF)	4:37.1

Finals (Saturday, 8:30 p.m.)

ORDER	NAME	NO.	SCHOOL (SECTION)	QUALIFY TIME
1	_____	_____	_____	_____
2	_____	_____	_____	_____
3	_____	_____	_____	_____
4	_____	_____	_____	_____
5	_____	_____	_____	_____
6	_____	_____	_____	_____
7	_____	_____	_____	_____
8	_____	_____	_____	_____
9	_____	_____	_____	_____

ALL-TIME TRACK RECORDS

NAME	SCHOOL	MARK	YEAR
National Record:			
Jim Ryan	East (Wichita, Kansas)	3:58.3	1965
State Meet Record:			
Mark Schilling	Garden Grove (Southern Section)	4:05.4	1972
Defending Champion:			
Roman Gomez	Belmont (Los Angeles-Los Angeles City Section)	4:15.93	1985



State Track Meet All-Time Event Champions

1962	Richard Stebbins (Fremont, Los Angeles)	20.9
1963	John House (Muir, Pasadena)	21.3
1964	Jim Hines (McClymonds, Oakland)	21.5
1965	Harold Busby (Muir, Pasadena)	21.0
1966	Phil Underwood (Dorsey, Los Angeles)	21.2
1967	Mel Gray (Montgomery, Santa Rosa)	20.7
1968	Willie Deckard (Dorsey, Los Angeles)	21.7
1969	Willie Robinson (Central, El Centro)	21.7
1970	Jackie White (Santa Ana)	21.5
1971	Chuck Bommarito (Crestmoor, San Bruno)	21.2
1972	Mike Shavers (Albany)	21.0
1973	Clancy Edwards (Santa Ana)	21.2
1974	Millard Hampton (Silver Creek, San Jose)	21.1
1975	Billy Mullins (Hamilton, Los Angeles)	21.2
1976	Billy Mullins (Hamilton, Los Angeles)	21.6
1977	David Russell (Patrick Henry, San Diego)	20.97
1978	Michael Sanford (Pasadena)	21.42
1979	Michael Sanford (Pasadena)	21.00
1980	Ken Robinson (Berkeley)	21.21
1981	Kevin Wilhite (Cordova, Rancho Cordova)	20.81
1982	Antonio Manning (Hamilton, Los Angeles)	21.05
1983	Henry Thomas (Hawthorne)	21.02
1984	Henry Thomas (Hawthorne)	20.77
1985	Michael Marsh (Hawthorne)	20.83

300-METER LOW HURDLES—GIRLS

CIF State Meet Champions

1981	Audrey Williams (Saugus)	42.26
1982	Gayle Kellon (Walnut)	41.09
1983	Gayle Kellon (Walnut)	41.71
1984	Leslie Maxie (Mills, Millbrae)	40.90
1985	Leslie Maxie (Mills, Millbrae)	41.80

300-METER INTERMEDIATE HURDLES—BOYS

CIF State Meet Champions

1915	Jud House (Riverside)	23.8
1916	Harry Lamport (Manual Arts, Los Angeles)	25.8
1917	Colin Kilby (Coalinga)	25.6
1918	McDonald (San Bernardino)	26.6
1919	Charley Daggs (Claremont)	27.4
1920	Jim Fulderson (Ventura)	26.4
1921	Jack Houston (Lincoln, Los Angeles)	25.4
1922	Mort Kaer (Red Bluff)	26.4
1923	Mort Kaer (Red Bluff)	24.9
1924	DeWolfe Requa (Manual Arts, Los Angeles)	25.4
1925	Clarence Norris (Santa Maria)	25.1
1926	Jimmy Payne (San Bernardino)	23.9
1927	Jeddy Welch (Pasadena)	24.0
1928	Joe Bills (Long Beach Poly)	24.8
1929	Norman Paul (Santa Ana)	24.0
1930	Norman Paul (Santa Ana)	24.2
1931	Plato Smart (Compton)	
1932	Ben Siegel (Los Angeles Poly)	24.3
1933	Roy Kirkpatrick (Central, El Centro)	24.0
1934	Roy Kirkpatrick (Central, El Centro)	23.9
1935	Joe Davis (Inglewood)	24.2
1936	Jack Russell (Fillmore)	24.2
1937	George Sangster (Muir, Pasadena)	23.8
1938	Tom Whitney (Roseville)	24.6
1939	Herbert Duke (Jordan, Los Angeles)	24.2
1940	Glen Shoop (Jordan, Long Beach)	24.7
1941	Ray Meagher (Bakersfield)	24.3
1946	Bob Bacon (Redondo, Redondo Beach)	24.2
1947	Hugh McElhenny (Washington, Los Angeles)	19.9
1948	Bob Mathias (Tulare)	19.6
1949	Jack Davis (Hoover, Glendale)	19.5
1950	Steve Turner (Glendale)	19.0
1951	Dick Clarke (Glendale)	19.5
1952	Ancel Robinson (Selma)	19.4
1953	Don Armstrong (Manual Arts, Los Angeles)	19.4
1954	Monte Upshaw (Piedmont)	19.0
1955	Paul Lowe (Centennial, Compton)	19.2
1956	Willie White (Jefferson, Los Angeles)	19.0
1957	Jesse Bradford (Shafter)	19.0
1958	David Douglas (East, Bakersfield)	19.0
1959	Dixon Farmer (Miramonte, Orinda)	19.2
1960	Robert Bonds (Riverside Poly)	18.8
1961	Bill Mackey (East, Bakersfield)	19.1
1962	Ed Moody (McClymonds, Oakland)	18.3
1963	Alvin Mann (Edison, Fresno)	18.9

continued on page 29

Girls' 1600 Meter Relay

Heat 1 (Friday, 8:22 p.m.)

LANE#	NO. SCHOOL (SECTION)	QUALIFY TIME
1	482 Palo Alto (CC)	4:01.5
2	479 University (LA)	3:58.86
3	334 Edison (C)	3:57.58
4	457 Vallejo (SJ)	3:55.70
5	278 Hawthorne (SS)	3:45.57
6	331 Oakland (SF)	3:55.2
7	462 Crenshaw (LA)	3:57.09
8	471 El Capitan (SD)	3:58.81
9	477 Las Lomas (NC)	4:01.02

Heat 2 (Friday, 8:29 p.m.)

LANE#	NO. SCHOOL (SECTION)	QUALIFY TIME
1	476 Bakersfield (C)	4:03.11
2	478 Foothill (NC)	4:00.93
3	465 Hogan (SJ)	3:57.22
4	242 Morse (SD)	3:55.85
5	475 Mission Viejo (SS)	3:50.15
6	300 Thousand Oaks (SS)	3:54.13
7	464 Locke (LA)	3:57.04
8	457 Bishop O'Dowd (NC)	3:58.79
9	481 Gunderson (CC)	4:01.5

Heat 3 (Friday, 8:36 p.m.)

LANE#	NO. SCHOOL (SECTION)	QUALIFY TIME
1	472 Enterprise (N)	4:08.2
2	463 Carson (LA)	3:59.57
3	256 Crawford (SD)	3:58.00
4	446 Roosevelt (C)	3:56.24
5	474 Long Beach Poly (SS)	3:52.22
6	473 Compton (SS)	3:52.79
7	469 St. Francis (CC)	3:56.6
8	480 Foothill (SJ)	3:58.19
9	460 El Cerrito (NC)	4:01.0

Finals (Saturday, 8:40 p.m.)

LANE#	NO. SCHOOL (SECTION)	QUALIFY TIME
1	_____	_____
2	_____	_____
3	_____	_____
4	_____	_____
5	_____	_____
6	_____	_____
7	_____	_____
8	_____	_____
9	_____	_____

ALL-TIME TRACK RECORDS

	SCHOOL	MARK	YEAR
National Record:	Muir	3:37.69	1985
	Cantrell, Caddell, Franklin, Wilson (Pasadena, California-Southern Section)		
State Meet Record:	Kennedy	3:37.71	1981
	Cook, Howard, Howard, Johnson (Granada Hills-Los Angeles City Section)		
Defending Champion:	Muir	3:43.30	1985
	Cantrell, Caddell, Franklin, Wilson (Pasadena-Southern Section)		

Boys' 1600 Meter Relay

Heat 1 (Friday, 8:43 p.m.)

LANE#	NO. SCHOOL (SECTION)	QUALIFY TIME
1	537 Galileo (SF)	3:21.7
2	548 Merced (SJ)	3:20.61
3	338 Madera (C)	3:19.39
4	541 Eisenhower (SS)	3:17.90
5	538 Hawthorne (SS)	3:15.25
6	282 Crenshaw (LA)	3:17.87
7	556 Morse (SD)	3:19.27
8	544 St. Ignatius (CC)	3:19.8
9	552 El Cerrito (NC)	3:21.68

Heat 2 (Friday, 8:49 p.m.)

LANE#	NO. SCHOOL (SECTION)	QUALIFY TIME
1	554 Kearny (SD)	3:21.39
2	545 Leland (CC)	3:20.8
3	553 American (NC)	3:19.58
4	306 Locke (LA)	3:17.35
5	550 Berkeley (NC)	3:15.50
6	539 Duarte (SS)	3:15.89
7	254 Fremont (LA)	3:18.98
8	547 Vallejo (SJ)	3:19.82
9	536 South Bakersfield (C)	3:21.30

Heat 3 (Friday, 8:55 p.m.)

LANE#	NO. SCHOOL (SECTION)	QUALIFY TIME
1	546 Oroville (N)	3:24.6
2	408 Lemoore (C)	3:20.87
3	555 Patrick Henry (SD)	3:19.80
4	543 Independence (CC)	3:18.0
5	540 Centennial (SS)	3:16.27
6	274 Washington (LA)	3:17.96
7	542 Morningside (SS)	3:18.67
8	549 Foothill (SJ)	3:20.06
9	551 Santa Rosa (NC)	3:21.69

Finals (Saturday, 8:50 p.m.)

LANE#	NO. SCHOOL (SECTION)	QUALIFY TIME
1	_____	_____
2	_____	_____
3	_____	_____
4	_____	_____
5	_____	_____
6	_____	_____
7	_____	_____
8	_____	_____
9	_____	_____

ALL-TIME TRACK RECORDS

	SCHOOL	MARK	YEAR
National Record:	Hawthorne	3:07.40	1985
	Marsh, Graham, Kelly, Thomas (Hawthorne, California-Southern Section)		
State Meet Record:	Berkeley	3:08.94	1981
	Murray, Walker, Robinson, Richardson (North Coast Section)		
Defending Champion:	Hawthorne	3:14.13	1985
	Marsh, Graham, Kelly, Joyce (Southern Section)		



State Track Meet All-Time Event Champions



1964	Earl McCullough (Long Beach Poly)	18.4
1965	Manuel Murrell (Long Beach Poly)	18.2
1966	George Farmer (Puenete, La Puente)	18.7
1967	Jerry Proctor (Muir, Pasadena)	18.7
1968	Roy Hamley (Lowell, Whittier)	18.8
1969	Jerry Wilson (Roosevelt, Fresno)	18.3
1970	Milt Turner (Castlemont, Oakland)	18.6
1971	Charles Jackson (Lompoc)	18.5
1972	Daniel Jones (Palo Verde, Blythe)	18.7
1973	Randall Jeffrey (Los Angeles)	18.7
1974	Fred Shaw (Muir, Pasadena)	18.9
1975	Dedy Cooper (Ells, Richmond)	36.5
1976	Charles White (San Fernando)	36.7
1977	Andre Phillips (Silver Creek, San Jose)	36.43
1978	Gary Lee (Long Beach Poly)	36.58
1979	Gary Lee (Long Beach Poly)	36.22
1980	Don Ward (St. Mary's, Berkeley)	36.57
1981	Walter Murray (Berkeley)	36.26
1982	Steve Kerho (Mission Viejo)	35.85
1983	Danny Harris (Perris)	35.52
1984	George Porter (Cabrillo, Lompoc)	36.10
1985	George Porter (Cabrillo, Lompoc)	35.50

1600-METER RUN—GIRLS

CIF State Meet Champions

1974	Jill Caldwell (Westminster)	5:02.2
1975	Kathy Costello (Pleasant Hill)	4:53.5
1976	Linda Broderick (Tamalpais, Mill Valley)	4:56.8
1977	Linda Goen (North, Bakersfield)	4:47.8
1978	Cheri Williams (Livermore)	4:44.95
1979	Linda Goen (North, Bakersfield)	4:51.08
1980	Polly Plumer (University, Irvine)	4:46.71
1981	Polly Plumer (University, Irvine)	4:42.43
1982	Polly Plumer (University, Irvine)	4:39.92
1983	Cory Schubert (Del Mar, San Jose)	4:44.93
1984	Shannon Lee (Mountain View)	4:47.52
1985	Shannon Clark (Mountain View)	4:49.14

1600-METER RUN—BOYS

CIF State Meet Champions

1915	Gerald Blankenship (Visalia)	4:30.0
1916	Andy Silvas (Technical, Oakland)	4:40.6
1917	Whitney Reeve (Pasadena)	4:37.4
1918	Jerry Pearce (Berkeley)	4:44.4
1919	Atwood Scovel (San Bernardino)	4:47.0
1920	Charley Watts (Berkeley)	4:36.2
1921	Bill Kerr (Huntington Beach)	4:30.4
1922	Les Schwobeda (Petaluma)	4:40.0
1923	Earl Lockhart (Sacramento)	4:31.6
1924	Lee Hansen (Manual Arts, Los Angeles)	4:37.1
1925	Chelsey Unruh (El Monte)	4:35.2
1926	Jack Ferguson (Inglewood)	4:35.7
1927	Cliff Halstead (Sacramento)	4:33.6
1928	Dick Brooks (Redlands)	
1929	John Baker (Huntington Park)	4:31.1
1930	Phil Morentin (Visalia)	4:31.0
1931	Phil Morentin (Visalia)	4:32.8
1932	Virgil Hooper (Antelope Valley)	4:32.3
1933	Virgil Hooper (Antelope Valley)	4:29.2
1934	Louie Zamperini (Torrance)	4:27.8
1935	Elmer Bayer (Paso Robles)	4:30.4
1936	Simon Scott (Tamalpais, Mill Valley)	4:31.2
1937	Brice Hammack (Eureka)	4:30.4
1938	Jack Moore (Stockton)	4:26.9
1939	John Hall (Torrance)	4:26.8
1940	Kellen Ramirez (Edison, Fresno)	4:31.5
1941	Bob Ingram (San Jose)	4:32.8
1946	Bob McMillen (Cathedral, Los Angeles)	4:24.0
1947	Chuck Kohl (Compton)	4:29.2
1948	John Wooley (Marshall, Los Angeles)	4:29.1
1950	Ron Bauer (Washington, San Francisco)	4:23.7
1951	Allie Cage (McClymonds, Oakland)	4:30.7
1952	Fernando Ledesma (Compton)	4:32.2
1953	Bob Seaman (Reedley)	4:21.0
1954	Ty Hadley (Bellflower)	4:25.8
1955	Todd White (Newport Harbor, Newport Beach)	4:20.0
1956	Ron Larrieu (Palo Alto)	4:20.1
1957	Tim Roelen (San Fernando)	4:20.2
1958	Woody Covington (Compton)	4:23.7
1959	Dale Story (Orange)	4:11.0
1960	Ben Tucker (San Francisco Poly)	4:14.3

1961	Bruce Bess (La Habra)	4:18.8
1962	Dennis Carr (Lowell, Whittier)	4:08.7
1963	Tracy Smith (Arcadia)	4:14.4
1964	Mike Ryan (Wilcox, Santa Clara)	4:11.2
1965	Tim Danielson (Chula Vista)	4:08.0
1966	Tim Danielson (Chula Vista)	4:07.0
1967	Mike Solomon (Westminster)	4:11.4
1968	Clifton West (Kennedy, Sacramento)	4:09.0
1969	Decker Underwood (South, Torrance)	4:12.1
1970	Brent Tubb (Cleveland, Reseda)	4:12.9
1971	Brent Tubb (Cleveland, Reseda)	4:09.6
1972	Mark Schilling (Garden Grove)	4:05.4
1973	Alvin Gilmore (Lompoc)	4:11.4
1974	Rick Kimball (De La Salle, Concord)	4:06.6
1975	John Johnson (Skyline, Oakland)	4:09.5
1976	Jim Arriola (Gahr, Cerritos)	4:14.6
1977	Mark Stillman (Willow Glen, San Jose)	4:06.9
1978	Paul Medvin (University, Los Angeles)	4:08.91
1979	Paul Medvin (University, Los Angeles)	4:12.82
1980	Larry Guinee (Castro Valley)	4:06.18
1981	Jeff Scott (El Camino, Sacramento)	4:10.06
1982	Tom Grewe (Carpinteria)	4:08.05
1983	Jim Frey (Eureka)	4:08.82
1984	Roman Gomez (Belmont)	4:09.05
1985	Roman Gomez (Belmont)	4:15.93

1600-METER RELAY—GIRLS

CIF State Meet Champions

1974	Berkeley	3:46.4
1975	Washington, Los Angeles	3:44.5
1976	Fremont, Los Angeles	3:55.9
1977	Locke, Los Angeles	3:52.1
1978	Fremont, Los Angeles	3:51.93
1979	San Geronio, San Bernardino	3:44.05
1980	Kennedy, Granada Hills	3:37.98
1981	Kennedy, Granada Hills	3:37.71
1982	Dorsey, Los Angeles	3:41.72
1983	Dorsey, Los Angeles	3:46.24
1984	Locke, Los Angeles	3:38.65
1985	Muir, Pasadena	3:43.30

1600-METER RELAY—BOYS

CIF State Meet Champions

1968	Centennial, Compton	3:14.3
1969	Los Angeles	3:15.2
1970	Los Altos	3:15.6
1971	Castlemont, Oakland	3:13.2
1972	El Cerrito	3:17.6
1973	Cordova, Rancho Cordova	3:17.4
1974	Muir, Pasadena	3:13.8
1975	Ells, Richmond	3:15.7
1976	Pasadena	3:18.2
1977	Pasadena	3:13.7
1978	Banning, Wilmington	3:11.57
1979	Locke, Los Angeles	3:14.04
1980	Centennial, Compton	3:10.37
1981	Berkeley	3:08.94
1982	Compton	3:14.45
1983	Hawthorne	3:10.11
1984	Hawthorne	3:09.45
1985	Hawthorne	3:14.13

DISCUS GIRLS

CIF State Meet Champions

1976	Kathy Middleton (Poway)	134-5
1977	Karen Stampfli (Lassen, Susanville)	137-8
1978	Christi Pyle (Hoover, Glendale)	149-3
1979	Leslie Deniz (Gridley)	167-1
1980	Leslie Deniz (Gridley)	172-11
1981	Natalie Kaaiawahia (Fullerton)	162-10
1982	Jacque Norton (Mission Viejo)	160-2
1983	Natalie Kaaiawahia (Fullerton)	170-1
1984	Stacy Hom (Cordova)	159-1
1985	Lil III (Nogales-La Puente)	162-2

continued on page 31

Defending State Meet Champion




Photo by:
Fine Flicks by Don Gosney

Nogales' Lil Ili is the defending State Meet discus champion (162-2), but qualified third for this year's State Meet behind...



Photo by: The San Diego Union

Ramona's Lori Parker who holds the State and Nation's best heave this year of 162-0. Parker qualified second (149.10) behind...



Photo by: The San Diego Tribune

Southwest's Tracy Crawford who had the best qualifying mark of 155-1. Crawford was also the second top qualifier in the shot put (45-0³/₄) behind Rowland's Brandi Gail (47-4¹/₂). The State Meet Discus Record of 172-11 (Leslie Deniz, 1980) seems to be a longshot for any of these athletes.

Girls' Discus

Trials (Friday, 11:00 a.m.)

ORDER	NAME	NO.	SCHOOL (SECTION)	QUALIFY MARK
1	Missy Hake	361	Wilson (LA)	85-08.00
2	Chaney Casimir	54	Lowell (SF)	109-05.00
3	Debbie Frey	205	Yreka (N)	114-08.00
4	Jo Zette Ramirez	189	Tranquillity (C)	121-10.00
5	Melanie Decker	396	Irvington (NC)	121-10.00
6	Tracy Lopez	274	Vacaville (SJ)	124-04.00
7	Jennifer Ruff	232	Sequoia (CC)	126-07.00
8	Becky Wright	147	Atascadero (SS)	127-00.00
9	Mira Taylor	273	Rio Linda (SJ)	127-04.00
10	Pat Simpson	272	Vacaville (SJ)	127-10.00
11	Laurie Edelbrock	139	St. Joseph (SM) (SS)	128-06.00
12	Diane Stewart	231	Santa Teresa (CC)	129-00.00
13	Louise Coulter	288	Redwood (NC)	129-00.00
14	Tammy Williamson	187	Madera (C)	129-03.00
15	Buffy Sexton	230	Mills (CC)	130-01.00
16	Denise Murphy	397	Foothill (NC)	131-02.00
17	Shelly Lovati	66	El Modena (SS)	135-10.00
18	Terri Mann	50	Point Loma (SD)	136-11.00
19	Monie McMurtry	188	Roosevelt (C)	137-00.00
20	Margaret Georgen	395	Antioch (NC)	139-10.00
21	Brandi Gail	117	Rowland (SS)	142-11.00
22	Lil Ili	115	Nogales (SS)	149-09.00
23	Lori Parker	51	Ramona (SD)	149-10.00
24	Tracy Crawford	49	Southwest (SD)	155-01.00

Finals (Saturday, 12:00 noon)

ORDER	NAME	NO.	SCHOOL (SECTION)	QUALIFY MARK
1	_____	_____	_____	_____
2	_____	_____	_____	_____
3	_____	_____	_____	_____
4	_____	_____	_____	_____
5	_____	_____	_____	_____
6	_____	_____	_____	_____
7	_____	_____	_____	_____
8	_____	_____	_____	_____
9	_____	_____	_____	_____

ALL-TIME TRACK RECORDS

NAME	SCHOOL	MARK	YEAR
National Record: Cindy Johnson	Chandler (Mesa, Arizona)	176-4	1982
State Meet Record: Leslie Deniz	Gridley (Northern Section)	172-11	1980
Defending Record: Lil Ili	Nogales (La Puente-Southern Section)	162-2	1985

State Track Meet All-Time Event Champions

Boys' Discus

Trials (Friday, 1:00 p.m.)

ORDER	NAME	NO.	SCHOOL (SECTION)	QUALIFY MARK
1	Marvin Williams	410	Banning (LA)	127-08.00
2	Joe Vaifanua	403	Banning (LA)	128-09.05
3	Helge Guether	408	Los Angeles Poly (LA)	146-04.50
4	Chip Delancy	35	Saint Augustine (SD)	151-09.00
5	Bing Manning	34	La Jolla (SD)	152-11.00
6	Andy Harris	112	Clovis (C)	154-06.00
7	Ed Phillips	401	Montgomery (NC)	156-05.00
8	Eric Lopez	111	Redwood (C)	156-08.00
9	Mark Lambert	383	Palisades (LA)	158-10.00
10	Mike Stubblefield	110	South Bakersfield (C)	160-03.00
11	Scott Paulsen	204	Valencia (SS)	161-00.00
12	Kenny Henderson	412	Mount Eden (NC)	161-05.00
13	Milt Hartogh	455	Northgate (NC)	162-02.00
14	John Wirt	311	Leland (CC)	162-09.00
15	Jason Soares	356	Gridley (N)	163-01.00
16	Sal Lualemaga	71	Galileo (SF)	163-05.50
17	Lance Ane	203	Saugus (SS)	164-08.00
18	Erik Weddell	344	Casa Roble (SJ)	165-11.00
19	Chris Baze	202	Hesperia (SS)	168-01.00
20	Bob Vanzandt	239	Hogan (SJ)	170-09.00
21	Jim Ramirez	310	Oceana (CC)	170-10.00
22	Al Navarro	201	Northview (SS)	172-06.00
23	Pellom McDaniels	309	Silver Creek (CC)	176-06.00
24	Michael Bain	200	Corona Del Mar (SS)	179-01.00
25	Jeff Hooper	234	Del Campo (SJ)	179-04.00
26	Brian Boggess	31	El Capitan (SD)	179-06.00
27	Mike Coffino	455	Tamalpais (NC)	182-02.00

Finals (Saturday, 2:00 p.m.)

ORDER	NAME	NO.	SCHOOL (SECTION)	QUALIFY MARK
1	_____	_____	_____	_____
2	_____	_____	_____	_____
3	_____	_____	_____	_____
4	_____	_____	_____	_____
5	_____	_____	_____	_____
6	_____	_____	_____	_____
7	_____	_____	_____	_____
8	_____	_____	_____	_____
9	_____	_____	_____	_____

ALL-TIME TRACK RECORDS

NAME	SCHOOL	MARK	YEAR
National Record:			
Scott Crowell	Mason City (Mason City, Iowa)	207-8	1978
State Meet Record:			
Brian Blutreich	Capistrano Valley (Mission Viejo-Southern Section)	203-4	1985
Defending Champion:			
Brian Blutreich	Capistrano Valley (Mission Viejo-Southern Section)	203-4	1985

DISCUS—BOYS

CIF State Meet Champions

1959	Ron Snidow (San Rafael)	176-1
1960	Alex Darnes (San Francisco Poly)	178-8
1961	Bob Stoecker (Los Altos)	188-6½
1962	Bob Stoecker (Los Altos)	185-11½
1963	Stan McDonald (Edison, Fresno)	178-1
1964	Bill Staley (Las Lomas, Walnut Creek)	181-2
1965	Bruce Naglee (Ballarmino, San Jose)	172-3½
1966	Jim Peters (Piedmont)	189-1
1967	Fred DeBernardi (Hart, Newhall)	178-2
1968	Rory Kenward (San Marcos, Santa Barbara)	183-11
1969	Chris Adams (Los Altos)	188-0
1970	Chris Adams (Los Altos)	201-3
1971	Bob Otto (Porterville)	184-9
1972	Scott Overton (Los Altos)	185-10
1973	Lonnie Shelton (Foothill, Bakersfield)	195-5
1974	Ray Burton (Vacaville)	193-0
1975	Mike Alberg (Lodi)	171-11
1976	Scott Endler (Hoover, Fresno)	192-10
1977	David Thomson (Santa Ynez)	190-0
1978	David Porath (Atwater)	199-5
1979	Hank Kraychir (San Jacinto)	179-3
1980	Paul Bender (Shafter)	192-9
1981	Antonio Dobbins (Burroughs, Ridgecrest)	180-10
1982	Antonio Dobbins (Burroughs, Ridgecrest)	191-1
1983	Barry Estes (Clovis)	183-4
1984	Tambl Wenj (Fountain Valley)	185-11
1985	Brian Blutreich (Capistrano Valley, Mission Viejo)	203-4

SHOT PUT—GIRLS

CIF State Meet Champions

1974	Kathy Devine (Mission Bay, San Diego)	47-4½
1975	Kathy Devine (Mission Bay, San Diego)	42-3¾
1976	Becky Daniel (Newport Harbor, Newport Beach)	42-9¾
1977	Debra Thorntana (Sacramento)	43-9
1978	Kerry Zwart (Crescenta Valley, La Crescenta)	45-11½
1979	Susie Ray (Villa Park)	48-4½
1980	Natalie Kaaiawahia (Fullerton)	48-4½
1981	Natalie Kaaiawahia (Fullerton)	51-8½
1982	Natalie Kaaiawahia (Fullerton)	50-3
1983	Natalie Kaaiawahia (Fullerton)	52-7½
1984	Pam Alexander (Arlington, Riverside)	46-3½
1985	Elaina Oden (Irvine)	46-11¾

SHOT PUT—BOYS

CIF State Meet Champions

1915	Wayne Weeks (Santa Rosa)	46-2 3/8
1916	Wayne Weeks (Santa Rosa)	47-4½
1917	Jim Blewett (Manual Arts, Los Angeles)	47-9¼
1918	Jennings Robertson (Sutter)	44-6
1919	Ernst Hartmann (Los Angeles Poly)	42-3
1920	Clarence Houser (Oxnard)	49-9
1921	Clarence Houser (Oxnard)	52-0
1922	Clarence Houser (Oxnard)	55-4¾
1923	Cecil White (Modesto)	48-0½
1924	Cecil White (Modesto)	49-7¾
1925	Herb Fleishhacker (Menlo, Menlo Park)	49-2
1926	Maurly Lauterman (Los Angeles Poly)	49-0¼
1927	Harold Falter (Glendale)	49-9 5/8
1928	Garrett Arbelbide (Huntington Park)	48-10½
1929	Nelson Gray (Chaffey, Ontario)	53-5½
1930	Don Carter (Franklin, Los Angeles)	52-8¾
1931	Don Carter (Franklin, Los Angeles)	52-10
1932	Bob Pyle (Pasadena)	53-6
1933	Jim Donaldson (Hollywood)	54-3
1934	Ray Young (Riis, Los Angeles)	55-10
1935	John Raitt (Fullerton)	55-5¼
1936	Joe Hill (California Deaf, Berkeley)	54-5¼
1937	Wilbur Thompson (Modesto)	55-8¾
1938	Mario Russo (Pittsburg)	55-5¾
1939	Frank Minnini (Paso Robles)	54-1
1940	Ben Steele (Santa Rosa)	54-4
1941	George Souza (Vallejo)	52-4¼
1946	John Helwig (Mt. Carmel, Los Angeles)	59-5 7/8
1947	Bob Cameron (Washington, Los Angeles)	53-10 7/8
1948	Bob Cameron (Washington, Los Angeles)	59-7¼
1949	Elmer Willholte (Merced)	57-3¼
1950	Hall Norris (Grossmont)	56-5½
1951	Leon Patterson (Taft)	59-2½

continued on page 35

Girls' Shot Put

Trials (Friday, 4:00 p.m.)

ORDER	NAME	NO.	SCHOOL (SECTION)	QUALIFY MARK
1	Kim Williams	55	Skyline (SF)	35-03.50
2	Shannon Burns	308	Fremont (LA)	36-00.00
3	Mikella Whitterker	307	Fremont (LA)	36-02.50
4	Louise Coulter	388	Redwood (NC)	37-00.75
5	Jennifer Smith	306	Grant (LA)	37-02.50
6	Dawn Lundberg	387	Campolindo (NC)	37-09.00
7	Felicia King	185	Selma (C)	38-06.00
8	Aldese Afatasi	240	Jefferson (CC)	38-06.50
9	Wanda Wannamaker	206	Pleasant Valley (N)	38-09.50
10	Martresica Mitchel	271	Vallejo (SJ)	38-11.00
11	Latrice Hagan	270	Fremont (LA)	39-00.00
12	Starla Ahu	47	Vista (SD)	39-03.50
13	Lil Ili	115	Nogales (SS)	39-05.25
14	Rebecca Barragan	386	Piner (NC)	39-07.75
15	Heidee Ruin	239	Los Gatos (CC)	40-06.50
16	Jenny Whelchel	116	Agoura (SS)	40-08.75
17	Rene James	385	Casa Grande (NC)	40-08.75
18	Melanie Jones	67	Long Beach Poly (SS)	41-02.00
19	Tammy Williamson	187	Madera (C)	41-05.75
20	Maureen McKinney	184	Reedley (C)	41-10.25
21	Durelle Schimek	277	Nevada Union (SJ)	41-11.50
22	Kartsi Leapaluoto	48	Madison (SD)	42-02.50
23	Buffy Sexton	230	Mills (CC)	42-09.50
24	Kim Giguierre	269	Placer (SJ)	43-03.75
25	Shelly Lovati	66	El Modena (SS)	43-07.50
26	Tracy Crawford	49	Southwest (SD)	45-03.75
27	Brandi Gail	117	Rowland (SS)	47-04.5

Finals (Saturday, 5:00 p.m.)

ORDER	NAME	NO.	SCHOOL (SECTION)	QUALIFY MARK
1	_____	_____	_____	_____
2	_____	_____	_____	_____
3	_____	_____	_____	_____
4	_____	_____	_____	_____
5	_____	_____	_____	_____
6	_____	_____	_____	_____
7	_____	_____	_____	_____
8	_____	_____	_____	_____
9	_____	_____	_____	_____

ALL-TIME TRACK RECORDS

NAME	SCHOOL	MARK	YEAR
National Record: Natalie Kaaiawahia	Fullerton (Fullerton, California-Southern Section)	53-7 ³ / ₄	1983
State Meet Record: Natalie Kaaiawahia	Fullerton (Southern Section)	53-7 ¹ / ₂	1983
Defending Champion: Elaina Oden	Irvine (Southern Section)	46-11 ³ / ₄	1985

Boys' Shot Put

Trials (Friday, 7:00 p.m.)

ORDER	NAME	NO.	SCHOOL (SECTION)	QUALIFY MARK
1	Tim McDaniel	386	Los Angeles Jordan (LA)	49-05.75
2	Guy Morrison	385	South Gate (LA)	50-11.00
3	Steve Stephen	33	Fallbrook (SD)	51-04.50
4	Robert Malsack	32	Escondido (SD)	51-06.00
5	Dan Hampton	199	Millikan (SS)	52-10.50
6	Bobby Henderson	457	Mount Eden (NC)	53-03.00
7	Mike Smyser	199	Edison (SS)	53-03.75
8	Trent Barnes	122	Clovis West (C)	54-08.50
9	Jeff Miller	121	North Bakersfield (C)	54-09.50
10	Ken Lowther	197	Simi Valley (SS)	54-10.75
11	Eduardo Bega	384	Hamilton (LA)	54-11.00
12	Michael Guest	357	Shasta (N)	55-02.75
13	Robert Strom	249	Christian Brothers (SJ)	55-11.00
14	Bob Vanzandt	239	Hogan (SJ)	56-00.25
15	John Murphy	460	Antioch (N)	56-01.50
16	Rick Cox	458	San Ramon (N)	56-03.75
17	Andy Harris	112	Clovis (C)	56-05.00
18	Kevin Smith	74	Skyline (SF)	56-06.50
19	Matt Comfort	321	St. Francis (CC)	57-00.25
20	Richard Harris	248	Merced (SJ)	57-03.75
21	Roland Anderson	320	Menlo Atherton (CC)	57-06.25
22	Mark Lambert	363	Palisades (LA)	58-08.25
23	Dan Tunnicliff	196	Arcadia (SS)	58-09.50
24	Dan Squires	459	Moreau (NC)	59-06.75
25	Brian Boggess	31	El Capitan (SD)	60-03.50
26	Kaleaph Carter	195	Edison (SS)	61-11.00
27	Scott Bunnell	319	Gunn (CC)	63-02.50

Finals (Saturday, 7:00 p.m.)

ORDER	NAME	NO.	SCHOOL (SECTION)	QUALIFY MARK
1	_____	_____	_____	_____
2	_____	_____	_____	_____
3	_____	_____	_____	_____
4	_____	_____	_____	_____
5	_____	_____	_____	_____
6	_____	_____	_____	_____
7	_____	_____	_____	_____
8	_____	_____	_____	_____
9	_____	_____	_____	_____

ALL-TIME TRACK RECORDS

NAME	SCHOOL	MARK	YEAR
National Record: Michael Carter	Jefferson (Dallas, Texas)	77-0	1979
State Meet Record: Brian Blutreich	Capistrano Valley (Mission Viejo-Southern Section)	68-4	1985
Defending Champion: Brian Blutreich	Capistrano Valley (Mission Viejo-Southern Section)	68-4	1985

Girls' High Jump

Trials (Friday, 4:00 p.m.)

ORDER	NAME	NO.	SCHOOL (SECTION)	QUALIFY
				MARK
1	Lucie Von Scheliha	53	Skyline (SF)	5-00.00
2	Bev Rowe	408	Montgomery (NC)	5-01.00
3	Lynn Patrick	42	Serra (SD)	5-02.00
4	Julie Whitebread	43	Monte Vista (SD)	5-02.00
5	Sue Lowery	233	Fremont (CC)	5-02.00
6	Alisa Wade	234	Los Gatos (CC)	5-02.00
7	Barbara Borgmuer	235	Leland (CC)	5-02.00
8	Brickell Quarles	333	University (LA)	5-02.00
9	Tiffany Stallworth	335	Van Nuys (LA)	5-02.00
10	Michelle Malcolm	338	Birmingham (LA)	5-02.00
11	Cindy Barros	410	Arroyo (NC)	5-02.00
12	Suzanne Debrunner	409	Redwood (NC)	5-02.00
13	Jennifer Clinger	41	El Capitan (SD)	5-04.00
14	Christie Olson	179	Sierra (C)	5-04.00
15	Durelle Schimek	277	Nevada Union (SJ)	5-04.00
16	Diane West	381	Logan (NC)	5-04.00
17	Stacia Pollock	135	Westlake (SS)	5-05.00
18	Lisa Coleman	135	Marina (SS)	5-06.00
19	Debbie Orr	95	Ocean View (SS)	5-06.00
20	Celia Willis	177	Clovis West (C)	5-06.00
21	Nicole Misner	178	Lemoore (C)	5-06.00
22	Amy Pierce	208	Lassen (N)	5-06.00
23	Janine Bonin	276	Tracy (SJ)	5-06.00
24	Michele Wooton	289	Bella Vista (SJ)	5-06.00
25	Eugenia Miller	330	Crenshaw (LA)	5-06.00
26	LaShawn McBride	149	Long Beach Poly (SS)	5-08.00
27	Yleana Carrasco	150	Anaheim (SS)	5-08.00

ORDER	NAME	NO.	SCHOOL (SECTION)	QUALIFY MARK
1	_____	_____	_____	_____
2	_____	_____	_____	_____
3	_____	_____	_____	_____
4	_____	_____	_____	_____
5	_____	_____	_____	_____
6	_____	_____	_____	_____
7	_____	_____	_____	_____
8	_____	_____	_____	_____
9	_____	_____	_____	_____

Boys' High Jump

Trials (Friday, 7:00 p.m.)

ORDER	NAME	NO.	SCHOOL (SECTION)	QUALIFY
				MARK
1	Matt Farmer	23	Monte Vista (SD)	6-02.00
2	Helge Guenther	393	Los Angeles Poly (LA)	6-02.00
3	Eric Young	76	Fremont (SF)	6-04.00
4	Tom York	372	Hoopa Valley (NC)	6-04.00
5	Kevin Asch	495	Clayton Valley (NC)	6-04.00
6	Greg Hilzer	22	Mira Mesa (SD)	6-05.00
7	Albert Dawson	382	Carson (LA)	6-05.00
8	Pat Kinney	494	Campolindo (NC)	6-05.00
9	Ricky Pickett	114	Clovis (C)	6-06.00
10	Chris Finley	253	Bella Vista (SJ)	6-06.00
11	Luis Juico	317	Piedmont Hills (CC)	6-06.00
12	Lamont Allen	318	Riordan (CC)	6-06.00
13	Pat Nevens	359	Enterprise (N)	6-06.00
14	Carlos Walker	381	Narbonne (LA)	6-06.00
15	Erik Peterson	21	Monte Vista (SD)	6-07.00
16	Sederick Bonner	181	Azusa (SS)	6-07.00
17	Alan Willard	252	Folsom (SJ)	6-07.00
18	Keith Franklin	380	Taft (LA)	6-07.00
19	George Smith	92	Clovis West (C)	6-08.00
20	Mike Moran	178	San Marcos (SS)	6-08.00
21	Derrick Moore	179	Millikan (SS)	6-08.00
22	Rob Martin	180	Arcadia (SS)	6-08.00
23	Chris Laquay	250	Vaccaville (SJ)	6-08.00
24	Jeff Novitsky	316	Mills (CC)	6-08.00
25	James Robertson	493	Northgate (NC)	6-08.00
26	Dave Heidebrecht	113	Immanuel (C)	6-10.00
27	Richard Thomas	177	Ventura (SS)	6-11.00

Finals (Saturday, 7:00 p.m.)

ORDER	NAME	NO.	SCHOOL (SECTION)	QUALIFY MARK
1	_____	_____	_____	_____
2	_____	_____	_____	_____
3	_____	_____	_____	_____
4	_____	_____	_____	_____
5	_____	_____	_____	_____
6	_____	_____	_____	_____
7	_____	_____	_____	_____
8	_____	_____	_____	_____
9	_____	_____	_____	_____

ALL-TIME TRACK RECORDS

NAME	SCHOOL	MARK	YEAR
National Record:			
Latrese Johnson	Clovis (Clovis, California-Central Section)	6-2 $\frac{3}{4}$	1985
State Meet Record:			
Latrese Johnson	Clovis (Central Section)	6-2	1985
Defending Record:			
Latrese Johnson	Clovis (Central Section)	6-2	1985

ALL-TIME TRACK RECORDS

NAME	SCHOOL	MARK	YEAR
National Record:			
Dothel Edwards	Cedar Shoals (Athens, Georgia)	7-5 $\frac{1}{4}$	1984
State Meet Record:			
Lee Balkin	Glendale (Southern Section)	7-3 $\frac{1}{4}$	1979
Defending Champion:			
Mark Webster	Homestead (Cupertino-Central Coast Section)	6-9	1985

Girls' Long Jump

Trials (Friday, 4:00 p.m.)

ORDER	NAME	NO.	SCHOOL (SECTION)	QUALIFY MARK
1	Adrienne Webb	324	Crenshaw (LA)	16-09.00
2	Danielle Griffin	318	Taft (LA)	16-11.00
3	Tonia Knott	181	Fresno (C)	16-11.25
4	Lisa Jackson	180	Laton (C)	16-11.50
5	Michelle White	316	Dorsey (LA)	17-02.00
6	Cynthia Salery	164	Roosevelt (C)	17-06.00
7	Chenynene Brinkley	137	Muir (SS)	17-08.25
8	Cindy Barros	410	Arroyo (NC)	17-08.50
9	Veronique Brohez	412	Logan (NC)	17-08.50
10	Chara Smith	56	McAteer (SF)	17-10.50
11	Stacy Haid	237	Gilroy (CC)	17-10.75
12	Saeida Washington	411	Logan (NC)	17-11.25
13	Kristen Edwards	100	South Pasadena (SS)	17-11.75
14	Venessa Henlon	138	Lynwood (SS)	18-00.25
15	Jackie Anderson	45	Mount Miguel (SD)	18-01.25
16	Lezlie Jensen	241	Los Gatos (CC)	18-01.25
17	Jennifer Haws	207	Pleasant Valley (N)	18-01.50
18	Wendy Simmons	403	Santa Rosa (NC)	18-01.75
19	Chris Ahlotedt	265	Oakmont (SJ)	18-03.25
20	Michelle Strachan	44	Mount Miguel (SD)	18-05.00
21	Karen Lawson	213	St. Francis (CC)	18-05.00
22	Michelle Outlaw	17	Lincoln (SD)	18-05.25
23	Kelley Peacock	315	Van Nuys (LA)	18-06.25
24	Maddette Smith	102	Quartz Hill (SS)	18-08.25
25	Stacey Rogers	279	Hiram Johnson (SJ)	18-09.00
26	Rosalyn Mitchell	148	Diamond Bar (SS)	18-10.25
27	Angie Evans	263	Vanden (SJ)	19-00.75

Finals (Saturday, 5:00 p.m.)

ORDER	NAME	NO.	SCHOOL (SECTION)	QUALIFY MARK
1	_____	_____	_____	_____
2	_____	_____	_____	_____
3	_____	_____	_____	_____
4	_____	_____	_____	_____
5	_____	_____	_____	_____
6	_____	_____	_____	_____
7	_____	_____	_____	_____
8	_____	_____	_____	_____
9	_____	_____	_____	_____

ALL-TIME TRACK RECORDS

NAME	SCHOOL	MARK	YEAR
National Record: Kathy McMillan	Hoke County (Raeford, North Carolina)	22-1¾	1976
State Meet Record: Wendy Brown	Woodside (Central Coast Section)	20-9¾	1984
Defending Champion: Yvette Roberts	Washington (Fresno-Central Section)	19-1	1985

Girls' Triple Jump

Trials (Friday, 7:00 p.m.)

ORDER	NAME	NO.	SCHOOL (SECTION)	QUALIFY MARK
1	Joyce Cunningham	236	Silver Creek (CC)	31-02.00
2	Emma Troutt	356	Reseda (LA)	32-09.00
3	Danielle Dones	355	University (LA)	33-10.00
4	Angela Hill	353	Lincoln (LA)	34-02.50
5	Celeste Warren	354	Locke (LA)	34-07.00
6	Yolanda Burton	52	McAteer (SF)	35-08.00
7	Maria Williams	183	South Bakersfield (C)	36-00.00
8	Joan Haller	182	Garces Memorial (C)	36-01.00
9	Darra Gerich	384	Livermore (NC)	36-08.75
10	Shiana Mosby	161	East Bakersfield (C)	36-09.00
11	Jackie Anderson	45	Mount Miguel (SD)	37-00.00
12	La Frenia West	4	Grossmont (SD)	37-01.25
13	Althia Moses	93	Morningside (SS)	37-01.25
14	Sharon Manship	94	Thousand Oaks (SS)	37-03.25
15	Lara Wright	92	Esperanza (SS)	37-03.50
16	Heather Beach	238	Gunn (CC)	37-04.00
17	Chrisce Poole	46	Patrick Henry (SD)	37-05.25
18	Kami Tarman	209	Chico (N)	37-08.00
19	Stacy Haio	237	Gilroy (CC)	37-08.50
20	Serina Strange	91	Indio (SS)	37-08.75
21	Felicia Harris	383	San Lorenzo (NC)	37-10.25
22	Tessa Jackson	268	Foothill (SJ)	37-11.00
23	Lolita Pile	267	Highlands (SJ)	37-11.50
24	Debbie Orr	95	Ocean View (SS)	38-00.75
25	Kim Lassair	382	Northgate (NC)	38-02.75
26	Carrie Marquez	266	Mariposa (SJ)	38-09.00
27	Diane West	381	Logan (NC)	39-00.50

Finals (Saturday, 7:00 p.m.)

ORDER	NAME	NO.	SCHOOL (SECTION)	QUALIFY MARK
1	_____	_____	_____	_____
2	_____	_____	_____	_____
3	_____	_____	_____	_____
4	_____	_____	_____	_____
5	_____	_____	_____	_____
6	_____	_____	_____	_____
7	_____	_____	_____	_____
8	_____	_____	_____	_____
9	_____	_____	_____	_____

ALL-TIME TRACK RECORDS

NAME	SCHOOL	MARK	YEAR
National Record: Wendy Brown	Woodside (Woodside, California-Central Coast Section)	42-10½	1984
State Meet Record: Wendy Brown	Woodside (Central Coast Section)	42-10½	1984
Defending Champion: Sheila Hudson	Rio Linda (Sac-Joaquin Section)	41-10	1984

Boys' Long Jump

(Trials, Friday 4:00 p.m.)

ORDER	NAME	NO.	SCHOOL (SECTION)	QUALIFY MARK
1	John Diggs	403	Kennedy (LA)	21-00.75
2	Lewis Wandick	117	Bakersfield (C)	21-09.00
3	Mike Williams	475	Piner (NC)	21-10.50
4	Kevin Hawkins	474	Alhambra (NC)	21-10.75
5	Carlos Walker	381	Narbonne (LA)	21-11.25
6	Raymond Hackett	476	Pittsburg (NC)	21-11.50
7	Terry Clark	402	Crenshaw (LA)	22-00.50
8	Darrel Bruce	116	Laton (C)	22-01.00
9	Jerry Gilmore	400	Los Angeles Poly (LA)	22-02.00
10	Billy Wright	115	East Bakersfield (C)	22-02-25
11	Rob Moore	473	Santa Rosa (NC)	22-03.00
12	Harley North	358	Gridley (N)	22-05.75
13	Mike Carnes	191	Simi Valley (SS)	22-06-25
14	Eric Dorn	150	Estancia (SS)	22-10.25
15	Marcus Hooks	169	Lakewood (SS)	22-10.75
16	Percy Knox	188	Antelope Valley (SS)	23-00.75
17	Marars Hopkins	28	El Camino (SD)	23-01.25
18	Anthony Jones	257	Merced (SJ)	23-01.25
19	Leonard Hudson	187	Pomona (SS)	23-01.50
20	Ron Young	1	Mount Miguel (SD)	23-01.75
21	Dominic DuPree	70	McAteer (SF)	23-02.50
22	Paul Rivera	255	Oakdale (SJ)	23-03.50
23	Eric Snyder	308	Hollister (CC)	23-04.25
24	Charles Hugg	27	La Jolla (SD)	23-04.75
25	Reggie Jackson	307	Riordan (CC)	23-06.00
26	Harold Rocker	306	Silver Creek (CC)	23-07.00
27	Curtis Rogers	258	Hiram Johnson (SJ)	24-03.25

Finals (Saturday 5:00 p.m.)

ORDER	NAME	NO.	SCHOOL (SECTION)	QUALIFY MARK
1	_____	_____	_____	_____
2	_____	_____	_____	_____
3	_____	_____	_____	_____
4	_____	_____	_____	_____
5	_____	_____	_____	_____
6	_____	_____	_____	_____
7	_____	_____	_____	_____
8	_____	_____	_____	_____
9	_____	_____	_____	_____

ALL-TIME TRACK RECORDS

NAME	SCHOOL	MARK	YEAR
National Record:			
Gerald Hardeman	Edison	25-9½	1972
	(Fresno, California-Central Section)		
State Meet Record:			
Jerry Proctor	Muir	25-4½	1967
	(Pasadena-Southern Section)		
Defending Champion:			
Larry Nelson	Simi Valley	24-3¼	1985
	(Southern Section)		

State Track Meet All-Time Event Champions

1952	Leon Patterson (Taft)	60-9 7/8
1953	Don Vick (Chaffey, Ontario)	60-7¾
1954	Dick Bronson (Grossmont)	59-7 1/8
1955	Duncan Ward (Santa Monica)	59-4½
1956	Homer Robertson (Pacific, San Bernardino)	63-9½
1957	Clark Branson (Pasadena)	64-0¾
1958	Jack Slocombe (Millikan, Long Beach)	61-4½
1959	Mike Parker (Turlock)	57-8
1960	Matthew Baggett (Berkeley)	60-7
1961	Bill Pace (El Rancho, Pico Rivera)	64-3½
1962	Jim O'Brien (DeAnza, Richmond)	62-2¼
1963	Bruce Wilsheim (Fremont, Sunnyvale)	63-4¾
1964	Bob Brannan (Los Gatos)	62-7¼
1965	Steve Marcus (Pacific Palisades)	63-11¼
1966	John Hubbell (Long Beach Poly)	66-11
1967	John Buehler (Whittier)	65-3¼
1968	Pete Schmock (San Dieguito, Encinitas)	63-11
1969	Sam Cunningham (Santa Barbara)	61-2
1970	Randy Withrow (Pasadena)	63-8¾
1971	Mark Stevens (Newport Harbor, Newport Beach)	67-2¼
1972	Randy Cross (Crespi, Encino)	65-7¼
1973	Jim Niedhart (Newport Harbor, Newport Beach)	67-3¼
1974	Dave Kurrasch (Newport Harbor, Newport Beach)	63-10½
1975	Dave Kurrasch (Newport Harbor, Newport Beach)	65-9½
1976	Steve Montgomery (Lassen, Susanville)	68-0
1977	Craig Polley (Sunny Hills, Fullerton)	62-4¼
1978	Dave Porath (Atwater)	65-10¾
1979	Don Mosebar (Mt. Whitney, Visalia)	62-6¾
1980	Scott Garnett (Muir, Pasadena)	64-4¼
1981	John Frazier (Antelope Valley, Lancaster)	63-8¾
1982	Pat Kyle (Buena Park)	60-4
1983	Curt Sisco (Vacaville)	63-9½
1984	Brian Blutreich (Capistrano Valley, Mission Viejo)	64-7¼
1985	Brian Blutreich (Capistrano Valley, Mission Viejo)	68-4

HIGH JUMP—GIRLS

CIF State Meet Champions

1974	Pam Blackburn (Cubberley, Palo Alto)	5-8
1975	Kim Maddox (Los Angeles)	5-8
1976	Kari Gosswiller (Upland)	5-10
1977	Kari Gosswiller (Upland)	5-9
1978	Sue McNeal (Carlsbad)	5-10½
1979	Tonya Alston (Chico)	5-9
1980	Karen Lysaght (St. Francis, Sacramento)	6-0
1981	Katrina Johnson (Marshall Fundamental, Pasadena)	5-10
1982	Katrina Johnson (Marshall Fundamental, Pasadena)	5-11
1983	Tonya Mendonca (Mt. Whitney, Visalia)	6-1
1984	Wendy Brown (Woodside)	6-1¼
1985	Latrese Johnson (Clovis)	6-2

HIGH JUMP—BOYS

CIF State Meet Champions

1915	Millard Webster (Santa Paula)	5-9½
1916	Titus Moore (Pasadena)	5-8½
1917	Lloyd Hill (Coalinga)	5-9¼
1918	Harold Muller (Technical, Oakland)	5-11¾
1919	Harold Muller (Technical, Oakland)	5-6
1920	Oliver Corey (Chaffey, Ontario)	6-0
1921	Al Fisher (Lincoln, Los Angeles)	6-0 3/8
1922	Ed Shaw (Monrovia)	5-10¾
1923	Henry Coggeshall (Sacramento)	5-11
1924	Henry Coggeshall (Sacramento)	6-1¼
1925	Al Bowen (Santa Monica)	6-1½
1926	Olympus Carter (Jordan, Los Angeles)	5-11
1926	Bob Van Osdel (Compton)	5-11
1927	Lynford Scott (Eureka)	6-0¼
1928	Henry Lassalette (Puente, La Puente)	6-2 1/8
1928	Bob Van Osdel (Compton)	6-2 1/8
1929	Walter Marty (Fresno)	6-4¼
1930	Kermit Plowman (Sequoia, Redwood City)	6-0½
1931	Paul Jacques (Santa Ana)	6-4 1/8
1932	Cornelius Johnson (Los Angeles)	6-3
1933	Cornelius Johnson (Los Angeles)	6-5¾
1934	Delos Thurber (Glendale)	6-5 7/8
1935	Les Steers (Palo Alto)	6-2
1936	Les Steers (Palo Alto)	6-0¾
1937	Les Steers (Palo Alto)	6-4
1938	Gil LaCava (Beverly Hills)	6-7 1/8
1939	Bill Stewart (Torrance)	6-4
1940	Jack Newman (Long Beach Poly)	6-4 1/8
1941	Henry Caldwell (Edison, Fresno)	6-1
1946	Wilfred Schlange (Citrus, Azusa)	6-2

continued on page 37

Boys' Triple Jump

Trials (Friday, 7:00 p.m.)

ORDER	NAME	NO.	SCHOOL (SECTION)	QUALIFY MARK
1	Marvin Douglas	386	Fremont (LA)	43-09.50
2	Paul Franklin	30	Crawford (SD)	44-02.50
3	Britton Molinn	422	Garfield (LA)	44-06.50
4	Fred Saria	29	Mira Mesa (SD)	44-09.00
5	William Dixon	421	Cleveland (LA)	44-09.00
6	Mike Hatcher	499	St. Marys (NC)	45-02.50
7	Norman Edwards	251	CSD (Fremont) (NC)	44-03.50
8	Larry Todd	4	Helix (SD)	44-09.00
9	Jerry Gilmore	400	Los Angeles Poly (LA)	45-09.50
10	Graidon Warner	125	Bakersfield (C)	46-01-00
11	Tim Prince	500	Logan (NC)	46-03.75
12	Roger Murry	351	Yreka (N)	46-04.75
13	Joe Thomas	73	McAteer (SF)	46-09.00
14	McArthur Anderson	124	Bakersfield (C)	46-09.00
15	Dirk Johnson	123	West (C)	47-01.00
16	Reggie Jackson	307	Riordan (CC)	47-02.00
17	Anthony Terrell	256	Mission San Jose (N)	47-70.50
18	Dario Robinson	194	Covina (SS)	48-00.50
19	Lanee Holt	247	Vaccaville (SJ)	48-04.00
20	Eric Snyder	308	Hollister (CC)	48-07.50
21	Cederic Boyd	245	Stagg (SJ)	49-00.00
22	Trini Woods	183	Hawthorne (SS)	49-00.50
23	Terrence Williams	192	Muir (SS)	49-04.75
24	Joel Smith	246	Cordova (SJ)	49-05.00
25	Anthony Burnett	173	Lynwood (SS)	49-10.50
26	Harold Rucker	312	Silver Creek (CC)	50-11.50
27	Marcus Hooks	189	Lakewood (SS)	51-00.50

Finals (Saturday, 7:00 p.m.)

ORDER	NAME	NO.	SCHOOL (SECTION)	QUALIFY MARK
1	_____	_____	_____	_____
2	_____	_____	_____	_____
3	_____	_____	_____	_____
4	_____	_____	_____	_____
5	_____	_____	_____	_____
6	_____	_____	_____	_____
7	_____	_____	_____	_____
8	_____	_____	_____	_____
9	_____	_____	_____	_____




Photo by: Burt L. Davis

Lakewood's Marcus Hooks has the State and Nation's best triple jump mark this year (52-3½) and will attempt to replace Charles Mayfield (State Meet and National Record holder, 52-10½, 1980) as the no. 1 Triple Jumper. Lynwood's Anthony Burnett (49-10½), Cordova's Joel Smith (49-5), Muir's Terrence Williams (49-4¾), Hawthorne's Trini Woods (49-0½) and Stagg's Cederic Boyd (49-0) will attempt to upset Hooks.

ALL-TIME TRACK RECORDS

NAME	SCHOOL	MARK	YEAR
National Record: Charles Mayfield	Muir (Pasadena, California-Southern Section)	52-10½	1980
State Meet Record: Charles Mayfield	Muir (Pasadena-Southern Section)	52-10½	1980
Defending Champion: Terrence Strong	Bakersfield (Central Section)	51-9½	1985



State Track Meet

All-Time Event Champions



1946	Dick Smith (Roosevelt, Fresno)	6-2	1920	Verden Nash (Chino)	21-9½
1947	Daryl Butts (Escelsior, Norwalk)	6-0	1921	Verden Nash (Chino)	22-4½
1947	Walter Kirk (Porterville)	6-0	1922	Verden Nash (Chino)	22-5 5/8
1947	Dick Smith (Roosevelt, Fresno)	6-0	1923	Mort Kaer (Red Bluff)	23-2¾
1947	Ed Young (Jefferson, Los Angeles)	6-0	1924	Virgil Elliott (Huntington Beach)	22-3½
1948	Dick Brombach (Long Beach Poly)	6-3	1925	Fred Osborne (Fullerton)	21-8½
1948	Ed Young (Jefferson, Los Angeles)	6-3	1926	Walter Rehwald (Lincoln, Los Angeles)	22-5
1949	Norman Woods (Jefferson, Los Angeles)	6-3	1927	Frank Wykoff (Glendale)	22-2
1950	Ralph Bonham (Pomona)	6-2	1928	Dick Barber (Long Beach Poly)	23-5¼
1950	Vern Wilson (San Jose)	6-2	1929	Wells Ruby (Hollywood)	22-7¼
1951	Bernie Allard (Fresno)	6-5 3/8	1930	George Shehtanian (Tulare)	23-2 5/8
1952	Bernie Allard (Fresno)	6-5½	1931	Floyd Wilson (Riverdale)	23-2 5/8
1953	Bernie Nelson (San Diego)	6-4	1932	Tom White (Long Beach Poly)	22-10½
1954	Dick Dailey (Hayward)	6-5½	1933	Don Skinner (Manual Arts, Los Angeles)	22-8
1955	Charles Dumas (Centennial, Compton)	6-9 3/8	1934	Don Skinner (Manual Arts, Los Angeles)	23-8½
1956	Curtis Chappel (Jefferson, Los Angeles)	6-3¼	1935	Jimmy Montgomery (El Monte)	23-0¼
1956	Robert Simms (Jordan, Los Angeles)	6-3¼	1936	Eddie Arnold (Muir, Pasadena)	23-1¾
1957	Robert Avant (Hart, Newhall)	6-8	1937	Bill Bugbee (Montebello)	23-1
1958	Ray Nickleberry (Oxnard)	6-8	1938	Bill Bugbee (Montebello)	23-7 7/8
1958	Paul Stuber (Bellflower)	6-8	1939	Jim Jurovich (Fresno)	24-0½
1959	Paul Stuber (Bellflower)	6-7¼	1940	Glen Shoop (Jordan, Long Beach)	22-2½
1960	Archie Green (Oakland)	6-6¼	1941	Ray Meagher (Bakersfield)	23-5¼
1960	Roger Olsen (Willow Glen, San Jose)	6-6¼	1946	Carl Monser (Alameda)	22-2¼
1961	Richard Jones (Bakersfield)	6-8¼	1947	Hugh McElhenny (Washington, Los Angeles)	22-10½
1962	Richard Jones (Bakersfield)	6-7½	1948	George Brown (Jordan, Los Angeles)	23-2¼
1962	Otis Burrell (Jefferson, Los Angeles)	6-7½	1949	George Brown (Jordan, Los Angeles)	12-2¾
1962	Bob Channell (McLane, Fresno)	6-7½	1951	Bill Holland (Jefferson, Los Angeles)	22-5¾
1963	Ed Caruthers (Valley, Santa Ana)	6-8	1952	Rollin Garrison (Compton)	23-5¼
1964	Gregg Heet (Lowell, Whittier)	6-7¾	1953	Monte Upshaw (Piedmont)	23-5
1965	Ken Brown (Castlemont, Oakland)	6-8½	1954	Monte Upshaw (Piedmont)	25-4¼
1966	Tom Clyburn (Balboa, San Francisco)	6-10	1955	Bobby Baines (Jordan, Los Angeles)	23-3½
1967	Reynaldo Brown (Compton)	6-9¼	1956	Oscar Bean (Jefferson, Los Angeles)	24-9
1968	Reynaldo Brown (Compton)	7-0	1957	Luther Hayes (Lincoln, San Diego)	23-8½
1969	Reynaldo Brown (Compton)	7-0	1958	Steve Rogers (Brawley)	24-6
1970	Jerry Culp (Oceanside)	7-0¼	1959	Efften Jones (Delano)	23-5¾
1971	Dwight Stones (Glendale)	7-1½	1960	Walt Roberts (Compton)	24-7¼
1972	Carl Miles (Long Beach Poly)	6-10	1961	Robert McKeever (Fremont, Los Angeles)	24-3
1973	Randy Turner (Wilson, San Francisco)	6-6	1962	James Kennedy (Lincoln, San Diego)	24-5¾
1974	Charles Hatch (Wilson, San Francisco)	7-0	1963	Jerry Williamis (Berkeley)	24-3½
1975	Johnny Washington (Fremont, Los Angeles)	7-0	1964	Bobby Bonds (Riverside Poly)	25-3
1976	John Lane (American, Fremont)	6-11	1965	Manuel Murrell (Long Beach Poly)	24-9¾
1977	Dennis Smith (Santa Monica)	7-2	1966	Doyle Steel (San Diego)	25-3¼
1978	Brad Harris (Los Alamitos)	6-11	1967	Jerry Proctor (Muir, Pasadena)	25-4½
1979	Lee Balkin (Glendale)	7-3¼	1968	Heulon Hewitt (Merced)	24-7
1980	Greg Denby (Crenshaw, Los Angeles)	6-10	1969	James McAllister (Blair, Pasadena)	24-2¼
1981	Anthony Caire (Pius X, Downey)	7-1	1970	Lynn Swann (Serra, San Mateo)	24-2¾
1982	Maurice Crumby (Balboa, San Francisco)	7-2	1971	Randy Williams (Edison, Fresno)	26-3¼
1983	Kenny Burke (Westlake)	7-0	1972	Carl McCullough (Sacramento)	24-7
1985	Mark Webster (Homestead, Cupertino)	6-9	1973	Jerry Herndon (Cajon, San Bernardino)	25-4½
			1974	James Lofton (Washington, Los Angeles)	24-3½
			1975	Paul Wilson (Fontana)	24-8½
			1977	Kurt Durham (Oakland)	25-0¾
			1978	Dokie Williams (El Camino, Oceanside)	25-1¼
			1979	George Gaffney (Lemoore)	24-1¾
			1980	Charles Mayfield (Muir, Pasadena)	23-4¾
			1981	Ed Tave (Muir, Pasadena)	25-0½
			1982	Cornell Archie (Norte Del Rio, Sacramento)	24-4¾
			1983	Johnny Cleveland (Soquel)	24-6½
			1984	Joe Richardson (Pasadena)	24-11
			1985	Larry Nelson (Simi Valley)	24-3¼

LONG JUMP—GIRLS

CIF State Meet Champions

1974	Jodi Anderson (Washington, Los Angeles)	19-7
1975	Jodi Anderson (Washington, Los Angeles)	19-6½
1976	Jodi Anderson (Washington, Los Angeles)	20-0¼
1977	Lisa Gourdine (El Toro)	19-1
1978	Kathy Hayes (Madera)	19-3
1979	Gwen Loud (Westchester)	20-4½
1980	Marlene Harmon (Thousand Oaks)	20-8¾
1981	Chris Mose (El Cajon)	18-10¼
1982	Wendy Brown (Woodside)	19-10½
1983	Gail Devers (Sweetwater, National City)	19-6
1984	Wendy Brown (Woodside)	20-9¾
1985	Yvette Roberts (Washington, Fresno)	19-1

TRIPLE JUMP—GIRLS

CIF State Meet Champions

1982	Wendy Brown (Woodside)	34-8¾
1983	Wendy Brown (Woodside)	40-3
1984	Wendy Brown (Woodside)	42-10½
1985	Sheila Hudson (Rio Linda)	41-10

LONG JUMP—BOYS

CIF State Meet Champions

1915	Ernie Plavana (Santa Ana)	21-2
1916	Harry Lampport (Manual Arts, Los Angeles)	21-5¼
1917	Gene Davis (Los Angeles Poly)	21-10½
1918	Roy Hasselbach (Fresno)	20-11¼
1919	Harold Muller (Technical, Oakland)	20-0

TRIPLE JUMP—BOYS

CIF State Meet Champions

1939	Jack Laughner (Long Beach Wilson)	44-8½
1973	Willie Banks (Oceanside)	49-7¼
1974	Willie Banks (Oceanside)	50-9
1975	Mike Dobbins (Merced)	49-3
1976	Greg Caldwell (Fremont, Los Angeles)	51-8½
1977	Dokie Williams (El Camino, Oceanside)	51½
1978	Dokie Williams (El Camino, Oceanside)	50-4¼
1979	Henry Ellard (Hoover, Fresno)	48-2½
1980	Freeman Miller (Fremont, Los Angeles)	50-8
1981	Ken Frazier (Mission, San Francisco)	50-10¾
1982	Archie Cornell (Fresno)	50-3¼
1983	Torrey Barr (McLane, Fresno)	50-2½
1984	Joe Richardson (Pasadena)	51-8¼
1985	Terrence Strong (Bakersfield)	51-9½

POLE VAULT—BOYS

CIF State Meet Champions

1915	Lincoln Hall (Santa Paula)
------	----------------------------

continued on page 38




State Track Meet All-Time Event Champions



1916	Lincoln Hall (Santa Paula)	11-9	1949	Jack Widman (Narbonne, Lomita)	13-4½
1917	Vance Wilbur (Sacramento)	11-0	1950	Dick McDonald (Long Beach Wilson)	13-0½
1918	Eric Richardson (Ukiah)	11-6	1950	Harold Red (Lemoore)	13-0½
1919	Dick Emmons (Manual Arts, Los Angeles)	10-6	1951	Clarke Merrill (Belmont, Los Angeles)	13-0
1920	Leory Goodenough (Fillmore)	11-10	1952	Ronnie Morris (Burroughs, Burbank)	13-9¼
1921	Harold Shoebridge (Anaheim)	12-0	1953	Ronnie Morris (Burroughs, Burbank)	13-9 1/8
1922	Harry Smith (San Diego)	11-11½	1954	Bob McKay (Inglewood)	13-0
1923	Lee Barnes (Hollywood)	12-3 5/8	1954	Joe Rose (Glendale)	13-0
1923	Harry Smith (San Diego)	12-3 5/8	1954	Stan Gaunt (Mt. Diablo, Concord)	13-0
1924	Lee Barnes (Hollywood)	12-11½	1955	Nathaniel Finney (Jordan, Los Angeles)	13-4
1925	Jack Williams (Inglewood)	12-9 5/8	1956	Tim Helm (El Dorado, Placerville)	13-6
1926	Marshall Beeman (Amijo, Fairfield)	12-4	1957	Voyce Hendrix (Riverdale)	13-6
1927	Conrad Boye (Manual Arts, Los Angeles)	12-4	1958	John Rose (Hoover, Glendale)	14-1
1927	Bill Hubbard (San Diego)	12-4	1959	Bob Looney (Santa Barbara)	13-8¾
1927	Jerry Stewart (Los Angeles)	12-4	1960	Mike Flanagan (Ganesha, Pomona)	13-3
1927	Bill Miller (San Diego)	12-0	1960	Gary Dow (Anaheim)	13-3
1928	Bill Miller (San Diego)	12-9½	1961	Mike Graves (El Cajon)	14-2¼
1929	Bill Miller (San Diego)	12-6	1962	Eric Berge (Costa Mesa)	
1930	Dave Crow (Long Beach Poly)	12-6	1962	Bob Richardson (Ganesha, Pomona)	
1931	Joe Ramsey (Inglewood)	12-8¼	1963	Bill Fosdick (Hill, San Jose)	14-8¾
1931	Matt Stankovich (Los Angeles Poly)	12-8¼	1964	Paul Wilson (Warren, Downey)	15-4¼
1932	Bill Sefton (Los Angeles Poly)	13-0	1965	Paul Wilson (Warren, Downey)	15-6½
1932	Tom White (Long Beach Poly)	13-0	1966	Wayne Meyers (Foothill, Sacramento)	15-0¾
1933	Ed Harrison (Santa Monica)	12-7	1967	Tom Reynolds (Morningside, Inglewood)	14-10
1934	Dick Clarke (Hoover, Glendale)	12-10	1968	Steve Smith (South Torrance)	15-3½
1934	Eldred Ramos (San Ramon, Danville)	12-10	1969	Steve Smith (South Torrance)	16-0
1934	Richie Rodriguiz (Los Angeles Poly)	12-10	1970	Tom Lindsay (LaSierra, Carmichael)	14-10½
1935	Dick Clarke (Hoover, Glendale)	12-10½	1971	Tim Quinn (Monroe, Sepulveda)	15-2
1936	Dave Bodkin (Inglewood)	12-11	1972	Hubert Black	15-2
1937	Baylor Maynard (Belmont, Los Angeles)	13-1¼	1973	Tim Curran (Crespi, Encino)	16-2¾
1938	Floyd Doty (Lodi)	12-10¾	1974	Jim Knaub (Lakewood)	
1938	Lawrence McLanaham (Sacramento)	12-10¾	1975	Keith Schimmel (Villa Park)	15-6
1939	Frank Ferguson (Inglewood)	13-3¾	1976	Tim Hintnaus (Aviation, Redondo Beach)	15-2
1939	Clarence Humberger (Glendale)	13-3¾	1977	Anthony Curran (Crespi, Encino)	16-0
1940	Frank Ferguson (Inglewood)	13-0	1978	Anthony Curran (Crespi)	17-0¼
1940	Irving Moore (Piedmont)	13-0	1979	Clark Eliot (Bellflower)	15-6
1941	Chet Hartman (San Benito)	12-6	1980	Greg Stull (Troy, Fullerton)	15-10
1941	Irving Moore (Piedmont)	12-6	1981	Doug Wicks (South, Bakersfield)	15-2
1941	Ernie Sontag (Taft)	12-6	1982	Scott Christensen (Acalanes)	15-6
1946	Bill Mays (Oxnard)	12-6½	1983	Mike Kibort (Saratoga)	16-6
1946	Phil Quilter (Pasadena)	12-6½	1984	Moen Ivar (Los Gatos)	16-2
1947	George Mattos (Pacific Grove)	12-6	1985	Brent Burns (Acalanes)	16-2
1948	Don Barnes (Fullerton)	12-6			

Defending State Meet Champion



Acalanes' Brent Burns the defending State Meet's pole vault champion (16-2) has the State and Nation's top vault this year (16-7½). Anthony Curran's longstanding 1978 record of 17-0½ is an outside possibility for Burns.

Photo by: Fine Flicks by Don Gosney

Boys' Pole Vault

Trials (Friday, 4:00 p.m.)

ORDER	NAME	NO.	SCHOOL (SECTION)	QUALIFY MARK
1	Terrence Latimore	72	Galileo (SF)	12-06.00
2	Gabriel Gordo	395	Bell (LA)	12-06.00
3	Steve Polete	150	Woodland (SJ)	13-03.00
4	Eric Pearcy	360	Enterprise (N)	13-06.00
5	Jeff Lamonica	394	Los Angeles Poly (LA)	13-06.00
6	Steve Cole	486	Piner (NC)	13-06.00
7	Ritchie Ronngren	102	Oakdale (SJ)	13-09.00
8	Pat Alduenda	24	Ramona (SD)	14-00.00
9	Wayne Hickey	25	Granite Hills (SD)	14-00.00
10	Ruy Nguyen	26	Castle Park (SD)	14-00.00
11	Albert Lopez	392	Roosevelt (LA)	14-00.00
12	Jimmy Soles	120	South Bakersfield (C)	14-03.00
13	Steve Williams	186	Servite (SS)	14-04.00
14	Danny Covarubias	183	LongBeachJordan(SS)	14-04.00
15	Morris Brooks	184	Burroughs (B) (SS)	14-04.00
16	Doug Miller	185	Estancia (SS)	14-04.00
17	Mike Guevara	118	Clovis West (C)	14-06.00
18	Anthony Perryman	119	Lemoore (C)	14-06.00
19	Jeff Juhala	455	Antioch (NC)	14-06.00
20	Steve Slocum	182	Foothill (SS)	14-08.00
21	Jay Borick	391	Taft (LA)	14-09.75
22	Rick Gordon	140	Rio Vista (SJ)	15-00.00
23	Todd Arnett	315	Los Altos (CC)	15-00.00
24	Steve Toney	314	Menlo Atherton (CC)	15-06.00
25	Kevin Rankin	313	Los Gatos (CC)	16-00.00
26	Rett Summerville	484	San Ramon (NC)	16-00.75
27	Brett Burns	483	Acalanes (NC)	16-07.25

Finals (Saturday, 5:00 p.m.)

ORDER	NAME	NO.	SCHOOL (SECTION)	QUALIFY MARK
1	_____	_____	_____	_____
2	_____	_____	_____	_____
3	_____	_____	_____	_____
4	_____	_____	_____	_____
5	_____	_____	_____	_____
6	_____	_____	_____	_____
7	_____	_____	_____	_____
8	_____	_____	_____	_____
9	_____	_____	_____	_____

ALL-TIME TRACK RECORDS

NAME	SCHOOL	MARK	YEAR
National Record: Joe Dial	Marlow (Marlow, Oklahoma)	17-9½	1981
State Meet Record: Anthony Curran	Crespi (Encino-Southern Section)	17-0½	1978
Defending Champion: Brent Burns	Acalanes (Lafayette-North Coast Section)	16-2	1985



HONORS SECTION COACHES OF THE YEAR



Gen De Soto
North Coast Section
Santa Rosa High School

As head girls' track and field coach at Santa Rosa High School from 1969-83, Coach Gene De Soto's teams enjoyed consistent success. The Champions of the North Coast Section in 1981 and 1983, De Soto ended his coaching career in 1983 with an unbeaten record. The father of six, the coach in De Soto has helped all six of his children compete in track and field including: Dennis-San Jose State's leading shot putter and California State Community College Champion in the shot put and discus and Jan-former Sacramento State All-America in the hammer throw.



Harry Dolen
Southern Section
Valencia High School

The holder of a 41-1 record in dual-meets at Valencia High School, Coach Harry Dolen's teams have won 39 consecutive dual meets. His Valencia teams have won four league titles since he took over the program in 1981. His 1984 team won the Southern Section title after finishing second in 1983 and third in 1982. Besides coaching the girls' track team, Coach Dolen assists with Valencia's boys team.



Richard Fairclough
North Coast Section
Diablo Valley
Athletic League

A former successful track and field coach at Mount Carmel High School (1951-59) Richard Fairclough's teams won a North Coast Section Championship in 1955 along with sub-section Championships in 1955 and 56. A track starter for the past 27 years, Fairclough has been active with the Hale Roach-Frank Porto Relays (34 years), and multiple North Coast Section track and field events. Since 1972 Fairclough has served as Commissioner of the Diablo Valley Athletic League.



Doni Green
Southern Section
Simi Valley High School

Coaching ran in Doni Green's family, so it was no surprise when the Cal Lutheran graduate joined both his father's (Don Green-head track coach at Cal Lutheran College) and brother's (Artie Green-head girls' track coach at Thousand Oaks High School) profession. The surprise had to be Coach Doni Green's entrance into coaching as his Simi Valley boys' team won its first 30 dual meets. After a loss, his teams have won another 30 consecutive meets to give Green's teams a record of 62-1. Simi has won seven league titles during the past eight years.

continued on page IBC



Portrait of a Great American Running Shoe.

The Freedom GT. Well bred. Born in Boston, a member of the Saucony family of blue blood shoes. Destined to become a champion distance runner. Feels as comfortable as an old slipper. Fits right in with almost any foot. A hi-tech fan. Has all the latest gadgets; a PU two-density wedge, an EVA midsole, Indy 500 carbon rubber outsoles. Shows up after dark because of reflective safety counter. Can be seen with marathoners who run away from the crowd. Compatible with a highly intelligent group, but shows signs of a foot fetish. Favorite TV show: Wide World of Sports. Favorite cartoon: The Road Runner.


Saucony[®]

The Freedom GT:
Shoes for the Great American Athlete.

A division of Hyde Athletic Industries, Inc.
Centennial Industrial Park, Peabody, MA 01961



SECTION COACHES OF THE YEAR



Don Guynn
Los Angeles City Section
South Gate High School

Don Guynn proved that you can in fact go home again. The South Gate alumnus has coached his alma mater for the past 25 years. His boys' and girls' cross country and track teams have all won numerous league titles, but 1985 had to be a highlight as his boys' track and field team won the Los Angeles City Section Championship and his girls' cross country team finished second in the section that same year. A Board Member of the Los Angeles Coaches Association, Coach Guynn has also served on the Interscholastic Athletic Committee and has been President of the Physical Education Department Chairpersons Association.




Bob King
Sac-Joaquin Section
Del Campo High School

Coach Bob King's track and cross country teams are used to success. In a career spanning nineteen years, Coach King's teams have won 60 league titles and 14 Sac-Joaquin Section titles. The 1977 California and Western Region Cross Country Coach of the Year, Coach King's track teams meet record is an outstanding 175-29-4.



Jimmy Lee
Los Angeles City Section
Locke High School

A former All-America track performer at Cal Poly San Luis Obispo, Jimmy Lee has duplicated his success at the high school coaching level for Locke High School. In only five years, Coach Lee's girls' track teams are the three-time defending Los Angeles City Section Champions. A former college assistant track coach at L.A. Trade Tech College, Coach Lee has helped produce numerous prep standouts the past five years at Locke.




Mike Klepper
San Diego Section
Morse High School

A multi-sport coach at Morse High School, Coach Mike Klepper has coached football, wrestling and track and field during his 12-year coaching career. Coach Klepper's boys' track and field teams have won San Diego Section Championships in 1983 and 1985, and only missed winning the 1984 Championships by a single point. Twice selected the Coach of the Year by his fellow San Diego Track Coaches, Coach Klepper also is involved in the management of the Tiger Relays, Kinney Cross Country Championships and the International Sports Exchange.



Marva Nielsen
Oakland Section
Oakland High School

A veteran of 24 years of coaching and teaching, Coach Nielsen has been a successful coach in basketball, softball, badminton, tennis and track and field. The third-year head track coach at Oakland High School has won two league titles and led her team to a fourth place finish in last year's State Track Meet. A Utah State University graduate in Physical Education, Coach Nielsen has served as Department Chair and Athletic Director in addition to her coaching duties.




Rich Hardy
Northern Section
Portola High School

After fifteen successful years of coaching both basketball and baseball at Portola High School, Coach Rich Hardy's interests turned to cross country and track in 1980. Since that time, his girls' cross country teams have won two Northern Section Championships and his girls' track teams have won five consecutive league titles as well as four straight Northern Section Championships.



Gary Kuster
Central Section
North High School
(Bakersfield)

North High's Gary Kuster has coached both girls' track (24) and wrestling (22) for over 20 years. Currently coaching both girls' track and cross country after retiring from coaching wrestling in 1980, Coach Kuster's teams have achieved a high degree of success the past three decades. His track team finished second in the 1977 State Track Meet after winning numerous league titles and his cross country teams have enjoyed league and area championships both in 1983 and 1985.



Bill Springhorn
Northern Section
Central Valley
High School

A former collegiate sprinter and quarter-miler at Chico State, Bill Springhorn continued in the sport as a successful head track coach at Oroville and Central Valley High Schools. A ten-year member of the Northern Section Track Committee, Coach Springhorn annually hosts the Central Valley Invitational Track Meet. Many of his former track athletes still hold Northern Section all-time marks.



Stan Ingram
Central Section
North High School
(Bakersfield)

A former track scholarship athlete at the University of Kansas, Stan Ingram continued his collegiate career as a graduate assistant at Colorado State until his graduation in 1964. He immediately was hired by North High School and has served as the head boys' track and cross country coach for the past 22 years. Coach Ingram helped develop two athletes who achieved national prep marks while at North and one of his athletes set a world's record.



Karl Larsen
San Diego Section
Chula Vista High School

The founder of the girls' track and field program at Chula Vista High School in 1976, Coach Karl Larsen later added the boys' track and field team to his coaching duties. The 1980 Coach of the Year, as selected by his coaching peers, Coach Larsen guided Chula Vista to its first league cross country championship in 22 years and his girls' team has made it to the finals five consecutive years. The Meet Director for the Chula Vista Relays and South Bay Cross Country Invitational, Coach Larsen is active in the promotion of his sport.



Bill Tudsbury
Sac-Joaquin Section
Oakmont High School

After serving as a graduate assistant track coach at Chico State (his alma mater) for two years, Bill Tudsbury was named the head track and cross country coach at Oakmont High School. Now some fifteen years later, Coach Tudsbury's Oakmont teams have won numerous league track and cross country titles. A league representative to the Board of Managers, Coach Tudsbury has also been active as a Meet Director for many league, sub-section, and section events. He has additionally been the Meet Director on five occasions for the Golden West Invitational.



Avis Kelly
Central Coast Section
Gilroy High School

The head track and cross country coach at Gilroy High School since 1968, Coach Avis Kelly's teams have won numerous league titles in both sports. The founder and Meet Director of the Gilroy Invitational Track Meet has seen this meet grow from four schools in 1969 to over 70 today. In addition to coaching both the boys and girls at Gilroy, Coach Kelly has served as his league's representative to the Central Coast Track Committee.



Coca-Cola
Trade-mark®

Enjoy!