

Team Shot (D1) 186 1784 pts  
 (D3) Bath Iron Works '12 1586 pts  
 Team Discus (D1) General Electric 110 1651 pts  
 (D3) Bath Iron Works '12 1287 pts

# USCAA NATIONAL RECORDS

## Track & Field Records

Event	Company	Year	Yards	Meters
	(Div II on second line, Div III on third line)			
Distance Medley Relay	Exxon	'94	25:11.8* <sup>9</sup>	25:03.1
SubMaster Distance Relay	General Electric Co.	'89	10:37.2* <sup>3</sup>	10:33.6
	Booz•Allen & Hamilton	'98	11:17.5* <sup>4</sup>	11:13.5
Women's 800M Team	US West	'99	----	4:17.3
<i>Shanell Porter</i>	US West	'99	----	2:08.2
	UNUM	'99	----	4:49.5
	<i>Megan Finlay</i> <i>Shannell Porter</i>	Amazon.com	'03	2:21.9
3 Lap Sprint Relay	Hughes Aircraft	'87	2:24.1*	2:23.3
	Green Tree	'84	2:29.0	2:28.1*
Executive Relay	Exxon	'95	9:45.0* <sup>1</sup>	9:41.7
Men's Mile Team Race	IBM	'85	8:20.7	----
<i>Dennis Simonaitis</i>	Digital	'88	4:08.2	----
	Green Tree	'84	8:45.5	----
??	Group W Cable	'83	4:17.1	----
<del>Old Senior's Relay</del>	<del>AT&amp;T</del>	<del>'94</del>	<del>3:02.8*</del>	<del>3:01.8</del>
	<del>Los Alamos Lab</del>	<del>'90</del>	<del>3:11.8*</del>	<del>3:10.7</del>
Senior's Relay	Lockheed Martin	'98	4:05.84*	4:04.44
	Los Alamos Lab	'90	3:11.8*	3:10.7
Senior's Plus Relay	AT&T	'04	4:50.7*	4:49.0
Women's Relay (w/40+)	General Electric	'01, '03	4:30.6*	4:32.2
	<del>Esprit</del>	<del>'84</del>	<del>4:28.1</del>	<del>4:26.5*</del>
	UNUM	'00	4:36.0*	4:37.6
B Brown SubMast Sprint	Hughes Aircraft	'92	3:39.0	3:37.7*
President's Relay	General Electric	'05	3:44.6*	3:43.3
	<del>Aerospace</del>	<del>'04</del>	<del>4:01.3*</del>	<del>3:59.9</del>
	Aerospace	'10		3:50.63
4 x 200 Relay	US West	'98	1:34.4*	1:33.9
	UNUM	'91	1:43.4*	1:42.8
	Pacific Enterprises	'97	1:43.4*	1:42.8
Pyramid Relay	IBM	'84	8:58.7	8:55.5* <sup>6</sup>
	UNUM	'92	9:22.3	9:19.0*
Master's Plus Relay (w/50+)	General Electric	'00	6:03.7*	6:05.8*
	<del>UNUM</del>	<del>'91</del>	<del>6:23.0</del>	<del>6:25.2*</del>
	SCVAL	'04	6:26.8*	6:24.6
Sprint Relay	Hughes Aircraft	'87	3:15.5*	3:14.4
	Green Tree	'84	3:20.0	3:18.8*
Team Jump (Div I)	ExxonMobil	'07	3660 pts.	----
Team Long Jump (Div. II)	Hycor SCVAL	'96	1633 pts. 1715*	----
Team Throw	General Electric	'09	3434 pts.	----
	<del>Bath Iron Works</del>	<del>'04</del>	<del>2754 pts. 2794</del>	----
4 x 100 Relay	Texas Instruments	'01	----	48.17
	SCVAL	'12-'04	50.89*	50.40-48.21
Y2K Relay	General Electric Co.	'00	----	5:33.9
	Ruan	'00	----	5:21.2
Tactical Team Race	General Electric Co.	'01	----	10:17.2
	SCVAL	'01	----	10:23.6

Team HJ (D1) AT&T '03 \* - Converted Time 1900pts  
 HJ (D3) SCVAL '12 1838 pts

## Div 1

22.74	JAMES MOUNT (GE)	DOUGHERTY VALLEY	110722	MEN'S 200 (18+)
24.95	ROBERT HARDING (GE)	DOUGHERTY VALLEY	120715	MEN'S 200 (50+)
28.06	ROGER ASSINK (L-M)	DOUGHERTY VALLEY	100725	MEN'S 200 (60+)
27.63	BREEANNE MARTIN (AT&T)	DOUGHERTY VALLEY	100725	WOMEN'S 200 (18+)
29.79	SAM KANE (UNUM)	DOUGHERTY VALLEY	100725	WOMEN'S 200 (40+)
29.79	LITA ALESSANDRA (TI)	DOUGHERTY VALLEY	100725	WOMEN'S 200 (50+)
54.36	TOM BRISKEN (GE)	DOUGHERTY VALLEY	100725	MEN'S 400 (30+)
53.09	MARCUS SHUTE (AT&T)	DOUGHERTY VALLEY	110722	MEN'S 400 (40+)
63.64	TARA LARZELERE (TI)	DOUGHERTY VALLEY	120715	WOMEN'S 400 (30+)
67.51	SAM KANE (UNUM)	DOUGHERTY VALLEY	100725	WOMEN'S 400 (40+)

## Div 3

23.64	RYAN FITZPATRICK (SAFEWAY)	DOUGHERTY VALLEY	100725	MEN'S 200 (18+)
26.21	MARK PASSO (SCVAL)	DOUGHERTY VALLEY	120715	MEN'S 200 (50+)
30.48	BRUCE BRADLEY (CSUSM)	DOUGHERTY VALLEY	120715	MEN'S 200 (60+)
31.55	DARLENE SPARKS (RCCL)	DOUGHERTY VALLEY	120715	WOMEN'S 200 (18+)
28.30	PASTORA CHAVEZ (RCCL)	DOUGHERTY VALLEY	120715	WOMEN'S 200 (40+)
31.27	BJ PASOS (SCVAL)	DOUGHERTY VALLEY	120715	WOMEN'S 200 (50+)
56.11	WESLEY MILLIKEN (UNUM)	DOUGHERTY VALLEY	110722	MEN'S 400 (30+)
56.76	ERIC EVANS (UNUM)	DOUGHERTY VALLEY	110722	MEN'S 400 (40+)
73.57	STEPHANIE BAMBURY (SCVAL)	DOUGHERTY VALLEY	120715	WOMEN'S 400 (30+)
67.60	KRISTINA PARK (SCVAL)	DOUGHERTY VALLEY	120715	WOMEN'S 400 (40+)



# USCAA NATIONAL RECORDS

## Road Race Records

### 10K — Men — Division 1 & 2

<u>Team</u>	<u>Team Points</u>	<u>Year</u>
AT&T	6 points	1989, 1992
General Electric	6 points	1995, 1997
Lockheed Martin	6 points	1996
<b>GE</b>	<b>5 pts</b>	<b>2012</b>

<u>Age</u>	<u>Time</u>	<u>Name</u>	<u>Company</u>	<u>Year</u>
0-24	30:52	David Honea	AT&T	1991
25-29	30:35	Al Jankunas	Honeywell	1988
30-34	30:51	Art Menchaca	Hughs	1988
35-39	31:11	Winifred Ahlmann	Texas Instruments	1991
40-44	32:15	Jim Hatcher	US West	1989
45-49	33:16	Tony McCool	CIGNA	1991
50-54	34:17	Dick Amato	Westinghouse	1991
55-59	35:20	Peter Wayte	GE	2001
60-64	37:02	Peter Wayte	GE	2003
65-69	41:15	Ralph Pool	Lockheed Martin	2001
70+	44:24	Bill Turley	Lucent	1999
	<b>43:28</b>	<b>Richard Stollar</b>	<b>AT&amp;T</b>	<b>2012</b>

### 10K — Men — Division 3 (no longer run)

<u>Age</u>	<u>Time</u>	<u>Name</u>	<u>Company</u>	<u>Year</u>
0-29	31:42	Mike Carney	Principal Financial	1989
30-39	31:46	Brock Hinzmann	SRI	1989
		David Mathews	Ball	1991
40-49	33:16	Jim Toulouse	UNUM	1988
50+	37:16	Bob Payne	C/K	1990


### 10K — Women — Division 1 & 2

<u>Team</u>	<u>Team Points</u>	<u>Year</u>
AT&T	5 points	1987, 1991, 1992
CIGNA	5 points	1994
Lockheed Martin	5 points	1999
<b>GE</b>	<b>4 pts</b>	<b>2012</b>

<u>Age</u>	<u>Time</u>	<u>Name</u>	<u>Company</u>	<u>Year</u>
0-24	36:44	Mary Salomone	IBM	1987
25-29	35:32	Lorraine Hochella	Tenneco	1988
30-34	36:41	Laurie Madson	AT&T	1986
35-39	37:09	Mercedes Gil	HP	1997
40-44	37:12	Catriona Dowling	US West	1998
45-49	39:01	Jean Herbert	Lockheed Martin	2001
50-54	41:36	Elizabeth Scott	Lucent	2000
	<b>41:43*</b>	<b>Jo Marchetti</b>	<b>CIGNA</b>	<b>1996</b>
55-59	43:35	Sharon Dolan	Lockheed Martin	1999
60-64	47:13	Mary Kennard	Texas Instruments	2001
65-69	<b>53:32</b>	<b>Mary Kennard</b>	<b>US West</b>	<b>TJ 1995 2004</b>
	<b>56:13*</b>	<b>Chole Parr</b>	<b>US West</b>	<b>1996</b>
70+	61:50	Chole Parr	US West	1999
	<b>60:47</b>	<b>Mary Kennard</b>	<b>TJ</b>	<b>2010</b>


\* - Extrapolated time due to a short course




Executive Relay  
Renton 2000



Benny Brown(?) chasing Steve Connell - Boulder '90



Submasters  
Renton 2000



1991





# USCAA NATIONAL RECORDS

## Road Race Records

### 5K — Men — Division 1 & 2

<u>Team</u>	<u>Team Points</u>	<u>Year</u>
General Electric	5 points	1995, 2012

<u>Age</u>	<u>Time</u>	<u>Name</u>	<u>Company</u>	<u>Year</u>
0-24	14:42	Charles Alexander	HP	1988
25-29	14:53	Daniel Garrett	CIGNA	1993
30-34	14:47	Brad Hawthorne	Chevron	1986
35-39	15:01	Jim Hatcher	US West	1986
40-44	15:28	John Quinn	GE	1995
	15:09*	Brad Pace	HP	1996
45-49	15:47	Tom Borschel	Lockheed Martin	2004
50-54	16:22	Dick Amato	Westinghouse	1991
55-59	16:53	Peter Wayte	GE	2001
60-64	17:42	Peter Wayte	GE	2003
65-69	19:30	Ralph Pool	Lockheed Martin	2001, 2008
70+	21:19	Bill Turley	Lucent	1999
	20:49	Richard Stollar	AT&T	2012
	20:49	Jim Flanagan	Lock-Mart	2007

### 5K — Men — Division 3

<u>Team</u>	<u>Team Points</u>	<u>Year</u>
Booz Allen	3 points	1998
Aerospace	3 points	2001
SCVAL	3 points	2005

<u>Age</u>	<u>Time</u>	<u>Name</u>	<u>Company</u>	<u>Year</u>
0-29	15:09	Andy Homoly	Aerospace	2001
30-39	15:04	Darrell General	Booz•Allen	1998
40-49	15:54	Brock Hinzmann	SRI	1993
50-59	17:06	Jim Toulouse	UNUM	1998
60-69	17:55	Thom Weddle	Booz•Allen	1998
70+	22:17	Jerry Jefferson	Sempre	2002

\* - Extrapolated time due to a short course

### 5K — Women — Division 1 & 2

<u>Team</u>	<u>Team Points</u>	<u>Year</u>
CIGNA	4 points	1995
AT&T	4 pts	2012

<u>Age</u>	<u>Time</u>	<u>Name</u>	<u>Company</u>	<u>Year</u>
0-24	17:16	Mary Salomone	IBM	1987
25-29	17:18	Lorraine Hochella	Tenneco	1988
30-34	17:34	Zara Hyde	Exxon	1997
35-39	17:35	Jeffy Hamilton	GE	1998
40-44	17:54	Catriona Dowling	US West	1998
	17:38*	Honor Fetherston	Pac*Tel	1996
45-49	18:28	Jane Arnold	CIGNA	1986
50-54	19:46	Jo Marchetti	CIGNA	1995
	19:42*	Jo Marchetti	CIGNA	1996
55-59	20:27	Jane Arnold	CIGNA	1995
60-64	22:42	Mary Kennard	Texas Instruments	2001
65-69	25:19	Mary Kennard	Texas Instruments	2004
70+	31:25	Chole Parr	US West	1999
	27:49	Nina Rondebush	SCVAL	2011

### 5K — Women — Division 3

<u>Team</u>	<u>Team Points</u>	<u>Year</u>
SCVAL	3 points	2002, 2003, 2004, 2005

<u>Age</u>	<u>Time</u>	<u>Name</u>	<u>Company</u>	<u>Year</u>
0-29	17:59	Suzanne Hook	Principal Financial	1992
30-39	17:57	Suzanne Carney	Principal Financial	1993
40-49	19:33	Becki Kreige	SCAVL	2006
50-59	20:41	Barbara Spannaus	Booz•Allen	1998
60-69	26:08	Albuta Stewart	TRW	1998
70+	29:46	Nina Rondebush	SCVAL/USUSM	2011

