

Gunn

# CENTRAL COAST SECTION SPRING SPORT CHAMPIONSHIPS

1982

Central Coast  
Fall



OFFICIALS FOR THE CENTRAL COAST SECTION  
 REGION II TRACK & FIELD CHAMPIONSHIP  
 SATURDAY, MAY 22, 1982

HOST LEAGUE . . . . .	DE ANZA ATHLETIC LEAGUE
MEET DIRECTOR . . . . .	STEVE FILIOS, ST. FRANCIS DOUG BOYD, FREMONT
REFEREE . . . . .	BILL FROST
STARTER . . . . .	JOHN RUTH
RECALL . . . . .	TBA
CLERK OF THE COURSE . . . . .	NORM ELLIASON
HEAD FINISH JUDGE . . . . .	PAUL CASTORO
FINISH JUDGE . . . . .	CARL MILLER
FINISH JUDGE . . . . .	AL FAGETTI
FINISH JUDGE . . . . .	HAL FRISCH
FINISH JUDGE . . . . .	JOE MANGUM
FINISH JUDGE . . . . .	TOM CARRICO
FINISH JUDGE . . . . .	CHRIS KENNISON
HEAD TIMER . . . . .	CLIFF HARRIS
TIMER . . . . .	VERNE THORNBURG
TIMER . . . . .	CHARLIE PETERS
TIMER . . . . .	LARRY NEWQUIST
TIMER . . . . .	FRANCISCO PADIN
TIMER . . . . .	RICK VARGAS
ANNOUNCER . . . . .	TOM TUITE
SCORER . . . . .	MATT KERR
RUNNER . . . . .	FREMONT
FINISH LINE STRING . . . . .	ST. FRANCIS
HURDLE CREW . . . . .	SARATOGA HIGH SCHOOL
VIDEO TAPE . . . . .	JOHN MARTIN
RELAY & TURN JUDGES . . . . .	JERRA ROWLAND JUDY BENIOT JEFF CHASE DAVE HALL AARON HEMMING
SHOT PUT . . . . .	LYNBROOK HIGH SCHOOL
DISC . . . . .	SARATOGA H. S. STAFF
POLE VAULT . . . . .	MONTA VISTA H. S. STAFF
HIGH JUMP . . . . .	CUPERTINO H. S. STAFF
LONG JUMP . . . . .	FREMONT H. S. STAFF
TRIPLE JUMP . . . . .	ST FRANCIS H. S. STAFF

SECURITY - EARL EDWARDS & STAFF \* TICKETS - BILL MCGHEE & STAFF \* CIF CARDS - KIERSTEN DOYLE

CENTRAL COAST SECTION, CIF  
REGION II CHAMPIONSHIPS  
LOS GATOS HIGH SCHOOL  
SATURDAY, MAY 22, 1982

PARTICIPATING LEAGUES AND SCHOOLS

DE ANZA ATHLETIC LEAGUE

CUPERTINO . . . . .	PIONEERS
FREMONT . . . . .	INDIANS
HOMESTEAD . . . . .	MUSTANGS
LYNBROOK . . . . .	VIKINGS
MONTA VISTA . . . . .	MATADORS
SARATOGA . . . . .	FALCONS
ST. FRANCIS (G) . . . . .	LANCERS

SANTA CLARA VALLEY ATHLETIC LEAGUE

GUNN . . . . .	TITANS
LOS ALTOS . . . . .	EAGLES
MILPITAS . . . . .	TROJANS
MT. VIEW . . . . .	SPARTANS
PALO ALTO . . . . .	VIKINGS
SANTA CLARA . . . . .	BRUINS
WILCOX . . . . .	CHARGERS

SOUTH PENINSULA ATHLETIC LEAGUE

CARLMONT . . . . .	SCOTS
MENLO AHERTON . . . . .	BEARS
MERCY (G) . . . . .	CRUSADERS
SAN CARLOS . . . . .	DONS
SEQUOIA . . . . .	CHEROKEES
WOODSIDE . . . . .	WILDCATS
MENLO SCHOOL . . . . .	OAKS

SCORING: 10, 8, 6, 4, 2, 1

AWARDS: CERTIFICATES TO TOP 5 FINISHERS IN ALL  
EVENTS. PLAQUES TO THE TWO TOP TEAMS IN  
EACH DIVISION.

CENTRAL COAST SECTION, CIF  
TRACK & FIELD RECORDS

BOYS' VARSITY

100 M	Eric Washington, Woodside	1980	10.75
200	Eric Washington, Woodside	1980	21.33
400	Anthony Toney, North Salinas	1980	47.79
800	Scott Oliver, Los Gatos	1980	1:53.62
MILE	Mark Stillman, Willow Glen	1977	4:08.7
2 MILE	Gordon MacMitchell, Gunn	1973	9:01.6
110 METER HH	Ron Kennedy, Serramonte	1975	13.8
330 LH	Andre Phillips, Silver Creek	1977	36.5
SHOT PUT	Bob Brannan, Los Gatos	1965	63'9"
DISC	Scott Overton, Los Altos	1972	191'0"
LONG JUMP	John Johnson, Pacific Grove	1964	25'3-1/4"
TRIPLE JUMP	Taylor, Yerba Buena	1981	50'1/4"
HIGH JUMP	Mesha Spivey, Woodside	1979	6'10"
POLE VAULT	Greg Ellis, Menlo Atherton	1980	15'-6-1/4"
440 RELAY	Woodside	1975	41.6
MILE RELAY	Los Altos	1970	3:15.6

GIRLS' VARSITY

100 M	Gurtha Pounds, Live Oak	1980	11.97
200	Gurtha Pounds, Live Oak	1980	24.36
400	Sherrill Miller, Fremont	1980	54.99
800	Tracy Weber, Lynbrook	1981	2:08.6
MILE	Tracy Weber, Lynbrook	1981	4:52.5
2 MILE	Roxanne Bier, Independence	1978	10:36.6
110 METER LH	Kim Costello, El Camino	1978	13.9
330 LH	Margaret Demorest, Buchser	1981	44.47
SHOT PUT	Cindy Durschlag, San Carlos	1981	42'2-1/2"
DISC	Sue Springer, Salinas	1979	148'5"
LONG JUMP	Sheila Green, Andrew Hill	1979	18'5"
TRIPLE JUMP	NEW EVENT		
HIGH JUMP	Trisha King, Menlo Atherton	1980	5'9-1/4"
440 RELAY	Andrew Hill	1978	47.7
MILE RELAY	Carlmont	1981	3:64.6

CONVERSION TABLE

100 Meters to 100 Yds	- .9 sec
110 Meters to 120 Yds	same
200 Meters to 220 Yds	+ .1 sec
400 Meters to 440 Yds	+ .3 sec
800 Meters to 880 Yds	+ .7 sec
1600 Meters to One Mile	+1.6 sec
3200 Meters to Two Mile	+3.4 sec
400 Meter Relay to 440 Relay	+ .2 sec
1600 Meter Relay to Mile Relay	+1.2 sec
300 Meter LH to 330 LH	+ .2 sec

## High School Boys Track & Field Bests

Following are the top boys track & field marks in the Central Coast Section reported through Saturday. Marks listed in parentheses after each event represent the first and 10th-best marks on the CCS all-time list; anyone making the top 10, or already in it, is noted with "AT." Anyone with additions, corrections and/or questions should call 920-5354.

All running events are in meters except mile, 2 miles and mile relay. "c" denotes time has been converted; "w" denotes mark is wind-aided. Fully-automatic times are listed in 100ths and are placed at corresponding higher hand-time (10th) value. National (U.S.) and state (Cal) bests courtesy of Track & Field News. Marks eligible for the list can be made indoors or out since Jan. 1.

**100 meters (10.2, 10.84)** — Williams (Mt. Pleasant) 10.5 (tie 6th AT); Cooper (Piedmont Hills) and Peoples (Silver Creek) 10.6w; Moll (Gunn) 10.6w, 10.7; Reyes (Independence) 10.7; Duncan (Bellarmine) 10.7w; Patton (Aragon) 11.04; Caraway (Gunderson), Stevenson (Milby), Norwood (Oak Grove) and Roy (Gunn) 10.8; Thorbs (Mt. Pleasant) 10.9w, 10.9; E. Montgomery (Independence) 10.9w, 11.30; Cerny (Cupertino), Miller (Mt. Pleasant) and Wesley (Silver Creek) 10.9w. Cal: Pablo Hendricks (Valley, Sacramento) and Kevin White (Cordova, Rancho Cordova) 10.4. U.S.: Tony Jones (Houston) 10.2 (equals national sophomore record).

**200 meters (20.8, 21.2)** — Peoples (Silver Creek) 21.5w, 21.9c; Patton (Aragon) 21.9c; Reyes (Independence) 21.7w, 21.8c; E. Montgomery (Independence) 21.8c; Williams (Mt. Pleasant) 22.0; Bynum (Independence) 22.0cw, 22.2; Price (Seaside) 22.25; Threats (Westmoor) 22.31; Adams (Independence) and Lubbe (Westmoor) 22.1c; Jeter (St. Ignace) 22.1cw; Caraway (Gunderson) 22.1w. Cal, U.S.: Eric Coleman (Monrovia) 20.7.

**400 meters (45.51, 47.4)** — Threats (Westmoor) 48.21; Patton (Aragon) 48.5; Green (Hillsdale) 48.6; Davidson (Bellarmine) 49.2c; Cooper (Piedmont Hills) 49.2; Ferris (San Carlos) 49.3; Griffith (Santa Clara) 49.5; Ornduff (Live Oak) 49.74; Reyes (Independence) and Norton (Seaside) 49.6. Cal: Fabian Cooper (Washington, LA) 47.21. U.S.: Darrell Robinson (Wilson, Tacoma, Wash.) 46.1.

**800 meters (1:50.0, 1:52.1)** — Preciado (Santa Clara) 1:55.0; Hagins (Menlo-Atherton) 1:55.1; Green (Mt. Pleasant) 1:55.4; Peggs (Seaside) 1:55.5; Sellard (Bellarmine) 1:55.7; Flores (Prospect) 1:56.1c; Avenberg (San Lorenzo Valley) 1:56.2; Skarmas (Westmont) 1:56.9c; Pangelina (Lick) 1:57.0; Constantine (Bellarmine) 1:57.3c; Lewis (Gunderson) 1:57.3. Cal, U.S.: Don Young (St. Joseph, Santa Maria) 1:51.0c.

**Mile (4:26.9, 4:12.1)** — Bergstrom (Los Gatos) 4:21.1; Flores (Prospect) 4:22.1; Biggs (Willow Glen) 4:22.8; Constantine (Bellarmine) 4:23.3; Morcia (Saratoga) 4:23.8; Lewis (Gunderson) 4:24.0; Crowley (Overfelt) 4:24.3; Clemans (Soquel) 4:25.5; Iglehart (Gunn) 4:25.5; Anderson (Santa Teresa) 4:25.8c. Cal: Harold Kupholdt (Bella Vista, Fair Oaks) 4:12.72c. U.S.: Brian Jaeger (Winter Park, Fla.) 4:09.7.

**2 miles (8:55.21, 9:06.0)** — Bergstrom (Los Gatos) 9:20.6; Anderson (Santa Teresa) 9:21.8; Marconda (Menlo School) 9:22.0; Garcia (Leigh) 9:22.6; Lewis (Gunderson) 9:25.2; Logan (Independence) 9:26.1; M. Livingston (Willow Glen) 9:26.5; Craig (Leigh) 9:28.0; Fitcher (Lynbrook) 9:32.0; Singhdeo (Prospect) 9:38.5; Giusti (San Mateo) 9:39.0. Cal, U.S.: Eric Reynolds (Camarillo) 9:01.74.

**110-meter HH (13.6, 14.1)** — "y" denotes 120-yard race (10 inches shorter than 110m). Green (Palo Alto) 13.7y (tie 2nd AT); E. Montgomery (Independence) 14.0w, 14.1y (14.1 ties 10th AT); Dunbar (Mt. Pleasant) 14.2w, 14.3y; Curry (Mt. Pleasant) 14.3w, 14.5; Tabor (Capuchino) 14.4y; Bell (Woodside) 14.5y; Berry (Carlmont) 14.6; Ortez (Independence) 14.7; Williams (Seaside) 14.8; Jones (Menlo-Atherton) 14.8y; Chesarek (Leigh) and Branstrom (Half Moon Bay), Durkin (St. Francis) and Cockerham (Seaside) 14.9; Herningway (Mt. Pleasant) 14.9w. Cal: Steve Kerho (Mission Viejo) 13.69. U.S.: Mike Thomson (Sterling, Baytown, Texas) 13.68.

**300-meter LH (36.22, 37.16)** — E. Montgomery (Independence) 37.1c (intermediate hurdles); Curry (Mt. Pleasant) 37.1; Chesarek (Leigh) 37.3c; Norton (Seaside) 37.4c; Greene (Del Mar) 37.6c; Hauschild (Ailsa) and Branson (Serra) 37.9c; Dunbar (Mt. Pleasant) 38.28; Tabor (Capuchino) 38.1c; Risano (Palo Alto) 38.9c. Cal: Danny Harris (Perris) 37.02. U.S.: Percy Terry (Ball, Galveston, Texas) and Thomas Wilcher (Central, Detroit) 36.4.

**400-meter relay (41.4, 42.05)** — Mt. Pleasant and Independence 42.0; Carlmont 42.4c; Silver Creek 42.60; Westmoor 42.6; South SF and Hillsdale 42.7; Gunn 42.8; Westmont 43.0c; Aragon 43.23c. Cal: Cordova (Rancho Cordova) 41.35. U.S.: Edison (Killeen, Texas) 40.40.

**Mile relay (3:15.6, 3:19.6)** — Mt. Pleasant 3:21.2; Westmoor 3:22.2; Independence 3:23.6c; Carlmont and Aptos 3:23.6; Westmont 3:24.7; Seaside 3:25.0c; Gilroy 3:25.3; Hillsdale 3:25.6; Bellarmine 3:26.5. Cal: Muir (Pasadena) 3:16.30c. U.S.: Jones (Houston) 3:11.94c.

**High jump (6-11, 6-10)** — Branstrom (Half Moon Bay) 6-9; Sampson (Home stead) and Ross (Riordan) 6-8; Underwood (Leigh), Gates (Monta Vista), Bynum (Independence), Christensen (North Monterey County) and DeHart (Carlmont) 6-6; Mosley (Monta Vista) and Brundage (Prospect) 6-5. Cal: Maurice Crumby (Balboa, SF) 7-1. U.S.: Bill Jasinski (Park View, Springfield, Mo.) 7-2.

**Pole vault (15-14, 15-6)** — Kibort (Saratoga) 15-8½ (3rd AT); Weckler (Westmont) 15-0; Bassett (Saratoga) 14-6; Keating (North Salinas) 14-2; Sythe (Los Gatos) 14-1; Staal (Live Oak), Larson (Monta Vista) and Bray (Mountain View) 14-0; Brezoczky (Leland) 13-11; Galtzer (Menlo-Atherton), Fletcher (Homestead), Creel (Mills), Caffarin (Hillsdale), Robinson (Lynbrook), Huber (Lynbrook) and Wellington (Prospect) 13-6. Cal: Doug Fraley (Clovis West, Clovis) 15-9. U.S.: Mark Bruce (Del Rio, Texas) 16-9.

**Long jump (25-24, 23-10)** — Weidon (Silver Creek) 23-8w, 22-5; Furukawa (Serra) 23-0w; Sythe (Los Gatos) 22-9¼; Rossman (St. Francis) 22-8½; Seaman (Hillsdale) 22-7½; Laughlin (St. Ignace), Price (Seaside) and Wesley (Leigh) 22-6; Kuwada (Gilroy) 22-5; Northington (Independence) 22-4; Miller (Mt. Pleasant) and Hong (Wilcox) 22-3¼. Cal, U.S.: Ken Frazier (Mission, SF) 24-7½.

**Triple jump (58-8¼, 49-8¼)** — Weidon (Silver Creek) 50-8w, 48-1¼; Moorling (Mt. Pleasant) 48-0w, 46-9½; Hong (Wilcox) 46-7¼; Morales (North Monterey County) 46-6¼; Rossman (St. Francis) 46-5; G. LaKander (Palma) 46-3; Wheeler (Leland) 46-1w; Berry (Carlmont) 46-0; Picchi (St. Francis) 45-11; Bostic (Menlo-Atherton) 45-9½. Cal, U.S.: Ken Frazier (Mission, SF) 50-4.

**Shot put (65-10, 62-1¼)** — Tennyson (Cupertino) 56-7; Brown (Independence) 56-3; Almonetti (Blackford) 55-10½; Foster (Saratoga) 55-5; Finau (San Mateo) 54-5; Usher (Serra) and Barnreiter (Del Mar) 54-0; Campbell (Gunn) 53-11; Gattousis (Bellarmine) 53-8; Pruitt (Leigh) 53-7. Cal: Pat Kyle (Buena Park) 60-11. U.S.: Barry Walker (Lancaster, Ohio) 67-10¼.

**Discus (201-3, 180-8)** — Katches (Mills) 190-6 (7th AT); Almonetti (Blackford) 183-9; Ramirez (Gunderson) 172-11; Shenk (Menlo-Atherton) 172-2; Wilmer (Leland) 170-9; Burns (Santa Teresa) 169-1; Pruitt (Leigh) 167-1; Nagengast (Del Mar) 165-8; Barnreiter (Del Mar) 164-8; Robinson (Prospect) 162-4; Poli (Jefferson) 160-5. Cal: Mark Luiten (Monrovia) 193-8. U.S.: Larry Station (Central, Omaha, Neb.) 202-1.

Girls track & field bests will be published in Thursday's editions.

ORDER OF EVENTS  
REGION II  
TRACK AND FIELD CHAMPIONSHIPS

TRACK EVENTS


10:00 to 11:00	Trials
10:00	100 Meter Dash - (4 sections)
10:20	110 High Hurdles - (2 sections)
10:30	100 Low Hurdles - (2 sections)
10:40	200 Meter Dash - (4 sections)
12:30 to 3:30	Finals
12:30	440 Relays - (4 sections)
12:45	110 High Hurdles
12:55	100 Low Hurdles
1:10	800 Meter Run ✓
1:20	100 Meter Dash
1:30	400 Meter (4 Sections)
1:45	2 Mile
2:15	300 Low Hurdles (4 sections)
2:30	200 Meters
2:40	Mile
3:00	Mile Relays - (4 sections)

FIELD EVENTS

10:00	SHOT PUT	BOYS
	LONG JUMP	BOYS
	HIGH JUMP	GIRLS
	DISCUS	GIRLS
11:30	DISCUS	BOYS
	LONG JUMP	GIRLS
12:30	POLE VAULT	BOYS
	SHOT PUT	GIRLS
	TRIPLE JUMP	BOYS
1:30	HIGH JUMP	BOYS
	TRIPLE JUMP	GIRLS

EVENT  
NUMBER

1



EVENT  
NUMBER

1

BOYS 440 yd RELAY

Heat 1

1	-	
2	Cupertino	46.4
3	Homestead	45.6
4	Woodside	44.5
5	<del>Mt. View</del>	44.8
6	Monta Vista	46.2
7	Fremont	NT
8	-	

Heat 2

1	Menlo Atherton	44.2	43.8
2	Palo Alto	53.4	43.6
3	Saratoga	44.1	43.5
4	Carlmont	42.45	42.4
5	Gunn	43.3	43.2
6	San Carlos	43.2	43.3
7	Santa Clara	44.3	
8	Lynbrook	44.5	

TOP FOUR TIMES ADVANCE TO CCS MEET

RESULTS: (finals)

1. \_\_\_\_\_

2. \_\_\_\_\_

3. \_\_\_\_\_

4. \_\_\_\_\_

5. \_\_\_\_\_

6. \_\_\_\_\_

7. \_\_\_\_\_

8. \_\_\_\_\_

RESULTS: (finals)

1. \_\_\_\_\_

2. \_\_\_\_\_

3. \_\_\_\_\_

4. \_\_\_\_\_

5. \_\_\_\_\_

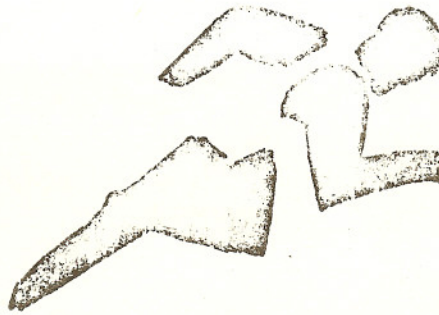
6. \_\_\_\_\_

7. \_\_\_\_\_

8. \_\_\_\_\_

EVENT  
NUMBER

2



EVENT  
NUMBER

2

GIRLS 440 yd RELAY

Heat 1

1	-		
2	SEQUOIA	NT	
3	<del>MONTA VISTA</del>	55.0	
4	MERCY	52.5	
5	<del>SANTA CLARA</del>	53.73	
6	HOMESTEAD	55.5	
7	GUNN		51.0
8	-		

Heat 2

1	PALO ALTO	51.9	
2	LYNBROOK	50.5	
3	SANTA CLARA	50.67	50.7
4	CARLMONT	48.8	49.3
5	SARATOGA	49.0	48.3
6	SAN CARLOS	50.1	49.7
7	LOS ALTOS	50.77	51.0
8	ST FRANCIS	52.3	

TOP FOUR TIMES WILL ADVANCE TO CCS MEET

RESULTS: (finals)

1. \_\_\_\_\_

2. \_\_\_\_\_

3. \_\_\_\_\_

4. \_\_\_\_\_

5. \_\_\_\_\_

6. \_\_\_\_\_

7. \_\_\_\_\_

8. \_\_\_\_\_

RESULTS: (finals)

1. \_\_\_\_\_

2. \_\_\_\_\_

3. \_\_\_\_\_

4. \_\_\_\_\_

5. \_\_\_\_\_

6. \_\_\_\_\_

7. \_\_\_\_\_

8. \_\_\_\_\_



EVENT  
NUMBER

3



EVENT  
NUMBER

3

BOYS 110 METER HIGH HURDLES

Heat 1

1	Granowski	Mt. View	15.83
2	Lynch	Saratoga	16.0
3	Risano	Palo Alto	15.4
4	Green	Palo Alto	14.1
5	Jones	Menlo Ath	15.0
6	Dalton	Los Altos	15.6
7	Ali	Cupertino	16.2
8	Sorenson	Palo Alto	16.3

Heat 2

1	<i>sunhome</i> Gates	<i>cup</i> <del>Monta Vista</del>	<del>16.1</del>
2	King	Menlo Ath	15.4
3	Bays	Saratoga	15.9
4	Berry	Carlmont	14.6
5	Carlson	Monta Vista	15.5
6	Wallbrecht	San Carlos	15.3
7	Willson	Santa Clara	15.77
8	Cepeda	Homestead	16.3

TOP FOUR FROM EACH HEAT ADVANCE TO FINALS

TOP FOUR FROM FINALS ADVANCE TO CCS MEET

RESULTS: (finals)

1. \_\_\_\_\_

2. \_\_\_\_\_

3. \_\_\_\_\_

4. \_\_\_\_\_

5. \_\_\_\_\_

6. \_\_\_\_\_

7. \_\_\_\_\_

8. \_\_\_\_\_

RESULTS: (finals)

1. \_\_\_\_\_

2. \_\_\_\_\_

3. \_\_\_\_\_

4. \_\_\_\_\_

5. \_\_\_\_\_

6. \_\_\_\_\_

7. \_\_\_\_\_

8. \_\_\_\_\_

EVENT  
NUMBER

4



EVENT  
NUMBER

4

GIRLS 100 METERS LOW HURDLES

Heat 1

Lane	Name	School	Time
1	Washington	<del>Wilcox</del> Mi	16.47
2	Seely	Lynbrook	16.7
3	Newman	Mt. View	15.9 15.4
4	Brown	Woodside	14.7 14.3
5	Luttrell	Sequoia	15.0 14.8
6	Elliott	Los Altos	16.0
7	<del>Krackler</del>	<del>St. Francis</del>	<del>17.0</del>
8	Biren	Lynbrook	17.7

Heat 2

1	Mahoney	<del>St. Francis</del>	17.5
2	Moeder	Mercy	15.5 15.1
3	Liotta	Homestead	16.4
4	Bray, R.	Los Altos	15.2 15.0
5	Whalen	Saratoga	16.3
6	Neider	Carlmont	15.5 15.2
7	Hintz	Santa Clara	16.37
8	<del>Eltherington</del> Olsen	<del>Gunn</del> P.A	17.6

TOP FOUR FROM EACH HEAT ADVANCE TO FINALS

TOP FOUR FROM FINAL ADVANCE TO CCS MEET

RESULTS: (finals)


1. \_\_\_\_\_
2. \_\_\_\_\_
3. \_\_\_\_\_
4. \_\_\_\_\_
5. \_\_\_\_\_
6. \_\_\_\_\_
7. \_\_\_\_\_
8. \_\_\_\_\_

RESULTS: (finals)

1. \_\_\_\_\_
2. \_\_\_\_\_
3. \_\_\_\_\_
4. \_\_\_\_\_
5. \_\_\_\_\_
6. \_\_\_\_\_
7. \_\_\_\_\_
8. \_\_\_\_\_

EVENT  
NUMBER

5



EVENT  
NUMBER

5

BOYS 800 METERS

1	Haggins	Menlo Ath	1:56.1
2	Precido	Santa Clara	1:58.5
3	Bunton	Monta Vista	1:59.1
4	<del>Iglehart</del>	<del>Gunn - Santackpa</del>	<del>1:58.56</del>
5	Najarian	Homestead	1:59.5
6	Bullock	Carlmont	2:01.9
7	Bland	Menlo	2:05.5
8	Marsh	Wilcox	2:10.64
1A	Clarke	Mt. View	2:02.64
2A	Kenny	Lynbrook	2:02.6
3A	Carter	Menlo Ath	2:04.8
4A	Shannon	Monta Vista	2:03.4
5A	Moore	Lynbrook	2:03.8
6A	Aguilar	Santa Clara	2:07.64
7A	Burgess	Saratoga	2:04.8
8A	SCVAL <i>kohne</i>	<i>GUNN</i>	

208.7  
7  
209.4

TOP FOUR FINISHERS ADVANCE TO CCS MEET

TWO TURN STAGGER

RESULTS: (finals)


1. \_\_\_\_\_
2. \_\_\_\_\_
3. \_\_\_\_\_
4. \_\_\_\_\_
5. \_\_\_\_\_
6. \_\_\_\_\_
7. \_\_\_\_\_
8. \_\_\_\_\_

RESULTS: (finals)

1. \_\_\_\_\_
2. \_\_\_\_\_
3. \_\_\_\_\_
4. \_\_\_\_\_
5. \_\_\_\_\_
6. \_\_\_\_\_
7. \_\_\_\_\_
8. \_\_\_\_\_

EVENT  
NUMBER

6



EVENT  
NUMBER

6

GIRLS 800 METERS

<u>Lane</u>	<u>Name</u>	<u>School</u>	<u>Time</u>
1	King	Milpitas	2:16.4
2	Miller	Fremont	2:19.6
3	Burns	Menlo Ath.	2:19.5
4	Ostertag	Mercy	2:24.1
5	Hawley	Los Altos	2:25.6
6	Kendrick	Wilcox	2:25.6
7	Seck	<del>Lynbrook</del>	<del>2:27.4</del>
8	Himenes, Karen	St. Francis	2:28.2
1A	Miller, K.	Homestead	2:28.6
2A	Osborn	Carlmont	2:29.1
3A	Russell	Woodside	2:29.4
4A	Desinger	Palo Alto	2:30.2
5A	Gillim	St. Francis	2:30.3
6A	Pentz	Homestead	2:31.3
7A	Holt	Santa Clara	2:32
8A	Kelly	Gunn	2:32.1

TOP FOUR FINISHERS WILL ADVANCE TO CCS MEET

RESULTS: (finals)


1. \_\_\_\_\_
2. \_\_\_\_\_
3. \_\_\_\_\_
4. \_\_\_\_\_
5. \_\_\_\_\_
6. \_\_\_\_\_
7. \_\_\_\_\_
8. \_\_\_\_\_

RESULTS: (finals)

1. \_\_\_\_\_
2. \_\_\_\_\_
3. \_\_\_\_\_
4. \_\_\_\_\_
5. \_\_\_\_\_
6. \_\_\_\_\_
7. \_\_\_\_\_
8. \_\_\_\_\_

EVENT  
NUMBER

7



EVENT  
NUMBER

7

BOYS 100 METERS

Heat 1

1	Hawkins	Wilcox	11.4
2	Mathews 4 11.2	Woodside	11.5
3	Fisher	Saratoga	11.3
4	Mell 1 10.9	Gunn	10.7 5
5	Roy 2 11.0	Gunn	10.8 6
6	White 3 11.2	Lynbrook	11.4
7	Lewis	San Carlos	11.6
8	Havis	Homestead	11.7

Heat 2

1	Feinstein	Homestead	11.5
2	Hong 1 10.8	Wilcox	11.0
3	Jamison 2 10.9	Carlmont	11.3
4	Kibort 4 11.2	Saratoga	11.2
5	Tebo	Carlmont	11.29
6	Lovelace 3 11.0	Palo Alto	10.9
7	Salem	Lynbrook	11.5
8	Kay	Palo Alto	11.5

TOP FOUR FROM EACH HEAT ADVANCE TO FINALS

TOP FOUR FROM FINALS ADVNACE TO CCS

RESULTS: (finals)


1. \_\_\_\_\_
2. \_\_\_\_\_
3. \_\_\_\_\_
4. \_\_\_\_\_
5. \_\_\_\_\_
6. \_\_\_\_\_
7. \_\_\_\_\_
8. \_\_\_\_\_

RESULTS: (finals)

1. \_\_\_\_\_
2. \_\_\_\_\_
3. \_\_\_\_\_
4. \_\_\_\_\_
5. \_\_\_\_\_
6. \_\_\_\_\_
7. \_\_\_\_\_
8. \_\_\_\_\_

EVENT  
NUMBER

8



EVENT  
NUMBER

8

GIRLS 100 METERS

Heat 1

1	Lui	Los Altos	13.1
2	Fisher 4 13.3	Saratoga	13.3
3	Clark 3 12.6	Palo Alto	12.64
4	Vines 1 12.4	Carlmont	12.5
5	Miller, B 4 12.5	Carlmont	12.6
6	Richardson Howett #	<del>Los Altos</del> P.A	12.9
7	Modeste	St. Francis	13.5
8	Parson	Fremont	13.9

Heat 2

1	Hynes	St. Francis	13.5
2	Johns	Carlmont	12.7
3	Turiff 4 13.0	Saratoga	13.0
4	Bell 3 12.8	Santa Clara	12.6
5	Chewning 2 12.8	Saratoga	12.7
6	Jordan 1 12.7	San Carlos	12.7
7	Stewart	Los Altos	13.0
8	Gomes	Santa Clara	13.6

TOP FOUR FROM EACH HEAT ADVNACE TO FINALS

TOP FOUR FROM FINALS ADVNACE TO CCS MEET

RESULTS: (finals)


1. \_\_\_\_\_
2. \_\_\_\_\_
3. \_\_\_\_\_
4. \_\_\_\_\_
5. \_\_\_\_\_
6. \_\_\_\_\_
7. \_\_\_\_\_
8. \_\_\_\_\_

RESULTS: (finals)

1. \_\_\_\_\_
2. \_\_\_\_\_
3. \_\_\_\_\_
4. \_\_\_\_\_
5. \_\_\_\_\_
6. \_\_\_\_\_
7. \_\_\_\_\_
8. \_\_\_\_\_

EVENT  
NUMBER

9



EVENT  
NUMBER

9

BOYS 400 METERS

Heat 1

1	Monaco	Lynbrook	53.0	
2	Scott	Gunn	52.55	52.3
3	<del>Peterson</del>	<del>Lynbrook</del>	51.9	
4	Newquist	Fremont	51.2	50.2
5	Maguire	Monta Vista	51.3	51.2
6	Anaya	Milpitas	52.04	
7	Lanigan	Monta Vista	52.3	53
8	Cosovich	Gunn	54.0	53.

Heat 2

1	Griffith	Santa Clara	50.5	49.0
2	Wallick	Santa Clara	50.24	
3	Najarian	Homestead	50.8	50.2
4	Farris	San Carlos	49.67	50.0
5	<del>Green</del> Hayes	<del>Palo Alto</del> m.	50.0	
6	Pope	Menlo Atherton	49.7	49.0
7	Artist	Carlmont	50.2	50.2
8	Topps	Carlmont	50.5	

TOP FOUR TIMES ADVANCE TO CCS MEET

RESULTS: (finals)

1. \_\_\_\_\_
2. \_\_\_\_\_
3. \_\_\_\_\_
4. \_\_\_\_\_
5. \_\_\_\_\_
6. \_\_\_\_\_
7. \_\_\_\_\_
8. \_\_\_\_\_

RESULTS: (finals)

1. \_\_\_\_\_
2. \_\_\_\_\_
3. \_\_\_\_\_
4. \_\_\_\_\_
5. \_\_\_\_\_
6. \_\_\_\_\_
7. \_\_\_\_\_
8. \_\_\_\_\_

EVENT  
NUMBER

10

EVENT  
NUMBER

10



GIRLS 400 METERS

Heat 1

1	Saucedo	Saratoga	64.2
2	<del>O'Flaherty</del> <i>Ross</i>	St. Francis	62.3
3	Miller, K	<del>Homestead</del>	<del>61.1</del>
4	Byone	Gunn	60.6
5	Hoffman	Menlo Ath	61.1
6	Nerrie	Palo Alto	62.0
7	Higgins	Santa Clara	63.23
8	Osborne	Gunn	65.0

60.2  
63.8

Heat 2

1	Heinke	Mt. View	60.1
2	Turner	Carlmont	58.5
3	Brew	Los Altos	59.2
4	Williams	Menlo Ath	56.2
5	Miller, S	Fremont	57.8
6	<del>Miller, B</del> <i>Forberg</i>	<del>Carlmont</del> <i>Menlo</i>	<del>58.0</del>
7	Lass	Saratoga	60.0
8	Turriff	Saratoga	60.6

TOP FOUR TIMES ADVANCE TO CCS MEET

RESULTS: (finals)

1. \_\_\_\_\_

2. \_\_\_\_\_

3. \_\_\_\_\_

4. \_\_\_\_\_

5. \_\_\_\_\_

6. \_\_\_\_\_

7. \_\_\_\_\_

8. \_\_\_\_\_

RESULTS: (finals)

1. \_\_\_\_\_

2. \_\_\_\_\_

3. \_\_\_\_\_

4. \_\_\_\_\_

5. \_\_\_\_\_

6. \_\_\_\_\_

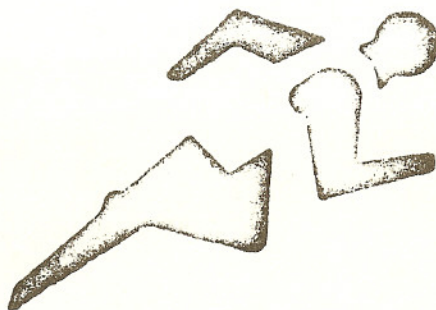
7. \_\_\_\_\_

8. \_\_\_\_\_



EVENT  
NUMBER

11



EVENT  
NUMBER

11

BOYS TWO MILE

1	Norcia	Saratoga	9:40.1
2	McCracken	Santa Clara	9:46.2
3	Marconda	Menlo	9:51.1
4	Fitchen	Lynbrook	9:40.3
5	Gomez	Carlmont	9:57.3
6	Matthews	Santa Clara	10:04.6
7	Golliher	Saratoga	9:50.0
8	Karatzer	Los Altos	10:09.6
1A	Valpey	Menlo Ath	10:12.8
2A	Thompson	Homestead	10:07.9
3A	Lance	Santa Clara	10:11.31
4A	Conner	Menlo Ath	10:27.9
5A	Gabriel	Saratoga	10:13.7
6A	Kryska <i>wright</i>	<del>Palo Alto M.V</del>	<del>10:14.4</del>
7A	<del>Clinton</del>	<del>Palo Alto</del>	<del>10:14.92</del>
8A	Morales	Monta Vista	10:21.7

TOP FOUR FINISHERS ADVANCE TO CCS MEET

RESULTS: (finals)


1. \_\_\_\_\_
2. \_\_\_\_\_
3. \_\_\_\_\_
4. \_\_\_\_\_
5. \_\_\_\_\_
6. \_\_\_\_\_
7. \_\_\_\_\_
8. \_\_\_\_\_

RESULTS: (finals)

1. \_\_\_\_\_
2. \_\_\_\_\_
3. \_\_\_\_\_
4. \_\_\_\_\_
5. \_\_\_\_\_
6. \_\_\_\_\_
7. \_\_\_\_\_
8. \_\_\_\_\_

EVENT  
NUMBER

12



EVENT  
NUMBER

12

GIRLS TWO MILE RUN

<u>Lane</u>	<u>Name</u>	<u>School</u>	<u>Time</u>
1	Brodie	St. Francis	11:15.4
2	Berndt	Gunn	11:32
3	O'Donahue	Menlo Ath	12:30
4	Buckler	Saratoga	11:42.3
5	Burtness	Gunn	11:55.9
6	Horve	Carlmont	12:40.8
7	Bain	Saratoga	11:45
8	Bungo	Gunn	12:07
1A	Thomas	Carlmont	12:49.6
2A	Hart	Homestead	11:46.2
3A	Vanzant	Wilcox	12:23
4A	<del>Main</del> <i>Nickler</i>	Menlo	12:56.7
5A	Himenes, Kim	St. Francis	11:47.7
6A	Novotny	Palo Alto	12:32.5
7A	Donofrio	St. Francis	11:54.9
8A	Mathews	Santa Clara	12:40.8

TOP FOUR FINISHERS ADVANCE TO CCS MEET

RESULTS: (finals)

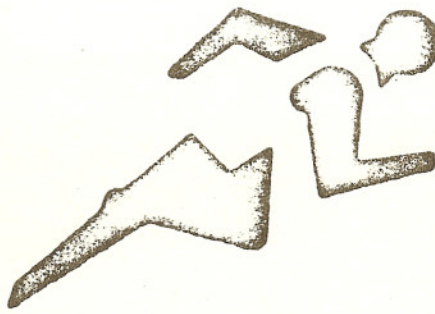
1. \_\_\_\_\_
2. \_\_\_\_\_
3. \_\_\_\_\_
4. \_\_\_\_\_
5. \_\_\_\_\_
6. \_\_\_\_\_
7. \_\_\_\_\_
8. \_\_\_\_\_

RESULTS: (finals)

1. \_\_\_\_\_
2. \_\_\_\_\_
3. \_\_\_\_\_
4. \_\_\_\_\_
5. \_\_\_\_\_
6. \_\_\_\_\_
7. \_\_\_\_\_
8. \_\_\_\_\_

EVENT  
NUMBER

13



EVENT  
NUMBER

13

BOYS 300 METER LOW HURDLES

Heat 1

1	Burgess	Mt. View	41.4	
2	Gough	Los Altos	41.39	
3	Blum	Gunn	40.4	
4	Guntly	Homestead	40.0	
5	Stuart	Gunn	40.5	40.1
6	Ribera	Carlmont	40.4	
7	Carlson	Monta Vista	41.6	39.9
8	Denison Hayes	<del>Santa Clara</del> M.	41.9	39.5

Heat 2

1	Mundra	Woodside	39.8	
2	Contini	Saratoga	39.4	
3	Jones	Menlo Ath	38.9	39.2
4	Maguire	Monta Vista	38.3	
5	Risano	Palo Alto	38.9	39.3
6	Tom	Fremont	39.2	
7	Walker	Fremont	39.4	
8	Mathews	Woodside	40.4	

TOP FOUR TIMES ADVANCE TO CCS MEET

RESULTS: (finals)

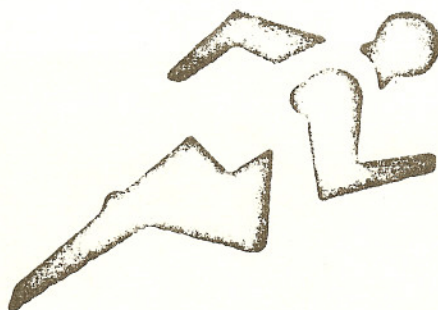
1. \_\_\_\_\_
2. \_\_\_\_\_
3. \_\_\_\_\_
4. \_\_\_\_\_
5. \_\_\_\_\_
6. \_\_\_\_\_
7. \_\_\_\_\_
8. \_\_\_\_\_

RESULTS: (finals)

1. \_\_\_\_\_
2. \_\_\_\_\_
3. \_\_\_\_\_
4. \_\_\_\_\_
5. \_\_\_\_\_
6. \_\_\_\_\_
7. \_\_\_\_\_
8. \_\_\_\_\_

**EVENT  
NUMBER**

14



**EVENT  
NUMBER**

14

**GIRLS 300 METER LOW HURDLES**

Heat 1

1	Olson	Palo Alto	50.36
2	O'Flaherty	St. Francis	49.6
3	Hintz	Santa Clara	49.2
4	Luttrell	Sequoia	48.8
5	Newman	Mt. View	49.2
6	Neider	Carlmont	49.2
7	Coyle	Santa Clara	49.9
8	Renfrew	Palo Alto	NT

Heat 2

1	Linthicum	Monta Vista	48.6
2	Whalen	Saratoga	46.1
3	Miller	Carlmont	48.5
4	Ruden	Homestead	45.1
5	Bray, H	Los Atlos	47.4
6	Waterfield	Homestead	46.1
7	Liotta	Hömestead	48.5
8	Burns	Menlo Ath	48.6

TOP FOUR TIMES ADVANCE TO CCS MEET

RESULTS: (finals)

1. \_\_\_\_\_

2. \_\_\_\_\_

3. \_\_\_\_\_

4. \_\_\_\_\_

5. \_\_\_\_\_

6. \_\_\_\_\_

7. \_\_\_\_\_

8. \_\_\_\_\_

RESULTS: (finals)

1. \_\_\_\_\_

2. \_\_\_\_\_

3. \_\_\_\_\_

4. \_\_\_\_\_

5. \_\_\_\_\_


6. \_\_\_\_\_

7. \_\_\_\_\_

8. \_\_\_\_\_

EVENT  
NUMBER

15



EVENT  
NUMBER

15

BOYS 200 METERS

Heat 1

1	Hawkins	Wilcox	23.5	23.2
2	Feinstein	Homestead	23.7	
3	Artist	Carlmont	22.9	
4	Jamison	Carlmont	22.6	22.6
5	Hong	Wilcox	22.8	
6	Lovelace	Palo Alto	22.9	22.8
7	Henderson	Saratoga	23.7	
8	Havis	Homestead	23.9	23.3

Heat 2

1	Salem	Lynbrook	23.8	23.9
2	Griffen	Santa Clara	23.5	
3	White	Lynbrook	23.4	
4	Mell	Gunn	22.7	22.5 21.9
5	Kibort	Saratoga	22.8	
6	Lewis	Santa Clara	22.9	N.A.
7	Bostic	Menlo Ath	23.1	22.7
8	Kay	Palo Alto	23.6	

TOP FOUR FROM EACH HEAT ADVANCE TO FINALS

TOP FOUR FROM FINALS ADVANCE TO CCS MEET

RESULTS: (finals)

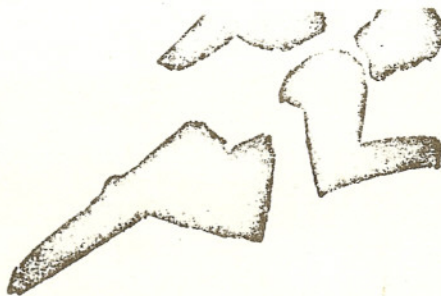
1. \_\_\_\_\_
2. \_\_\_\_\_
3. \_\_\_\_\_
4. \_\_\_\_\_
5. \_\_\_\_\_
6. \_\_\_\_\_
7. \_\_\_\_\_
8. \_\_\_\_\_

RESULTS: (finals)

1. \_\_\_\_\_
2. \_\_\_\_\_
3. \_\_\_\_\_
4. \_\_\_\_\_
5. \_\_\_\_\_
6. \_\_\_\_\_
7. \_\_\_\_\_
8. \_\_\_\_\_

EVENT  
NUMBER

16



EVENT  
NUMBER

16

GIRLS 200 METERS

Heat 1

1	Higgins	Santa Clara	27.3
2	Clark	Palo Alto	27.1
3	Chewning	Saratoga	25.8
4	Clayton	Lynbrook	25.7
5	Jordan	San Carlos	25.9
6	Miller	Fremont	26.0
7	Wade	Milpitas	27.28
8	Rossi	St. Francis	28.2

Heat 2

1	Hynes	St. Francis	28.1
2	Lass	Saratoga	26.5
3	Bell	Santa Clara	26.94
4	Miller, J	Carlmont	25.8
5	Brew	Los Altos	26.2
6	Vines	Carlmont	26.0
7	Johns	Carlmont	26.9
8	Richardson	Los Altos	27.5

TOP FOUR FROM EACH HEAT WILL ADVANCE TO FINALS

TOP FOUR FROM FINALS WILL ADVANCE TO CCS MEET

RESULTS: (finals)

1. \_\_\_\_\_

2. \_\_\_\_\_

3. \_\_\_\_\_

4. \_\_\_\_\_

5. \_\_\_\_\_

6. \_\_\_\_\_

7. \_\_\_\_\_

8. \_\_\_\_\_

RESULTS: (finals)

1. \_\_\_\_\_

2. \_\_\_\_\_

3. \_\_\_\_\_

4. \_\_\_\_\_

5. \_\_\_\_\_

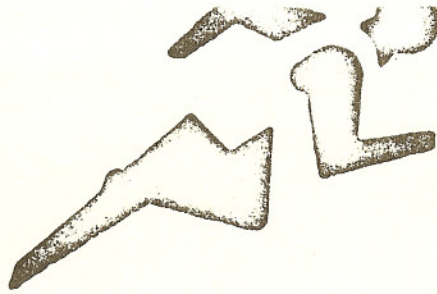
6. \_\_\_\_\_

7. \_\_\_\_\_

8. \_\_\_\_\_

EVENT  
NUMBER

17



EVENT  
NUMBER

17

BOYS MILE (2 turn stagger)

1	Preciado	Santa Clara	4:26.9
2	Marconda	Menlo	4:31.4
3	Bunton	Lynbrook	4:31.7
4	Iglehart	Gunn	4:27.6
5	Haggins	Menlo ATH	4:32.1
6	Fitchen	Lynbrook	4:32.9
7	McCraten	Los Altos	4:31.4
8	Sakalarios	Sequoia	4:34.5
1A	Norcia	Saratoga	4:36.4
2A	Anaya	Milpitas	4:31:67
3A	Hongo	Saratoga	4:37.7
4A	Wilde	Mt. View	4:31.1
5A	Kenny	Lynbrook	4:40.0
6A	Angel	Woodside	4:40.1
7A	Lahaye	Wilcox	4:40.72
8A	Thompson	Homestead	4:43.8

TOP FOUR TIMES WILL ADVANCE TO CCS MEET

RESULTS: (finals)

1. \_\_\_\_\_

2. \_\_\_\_\_

3. \_\_\_\_\_

4. \_\_\_\_\_

5. \_\_\_\_\_

6. \_\_\_\_\_

7. \_\_\_\_\_

8. \_\_\_\_\_

RESULTS: (finals)

1. \_\_\_\_\_

2. \_\_\_\_\_

3. \_\_\_\_\_

4. \_\_\_\_\_

5. \_\_\_\_\_

6. \_\_\_\_\_

7. \_\_\_\_\_

8. \_\_\_\_\_

EVENT  
NUMBER

18



EVENT  
NUMBER

18

GIRLS MILE RUN

<u>Lane</u>	<u>Name</u>	<u>School</u>	<u>Time</u>
1	Williams	Menlo Ath	5:15.8
2	Berndt	Gunn	5:16.9
3	King	Milpitas	5:16.9
4	Brodie	St. Francis	5:24.3
5	Buckler	Saratoga	5:28.7
6	Burns	Menlo Ath	5:33.3
7	Seck	Lynbrook	5:30.0
8	Hauser	Los Altos	5:32.1
1A	Palin	Carlmont	5:39.2
2A	Himenes, Karen	St. Francis	5:32.4
3A	Lerch	Mt. View	5:32.6
4A	Clement	Sequoia	5:42.3
5A	<del>Burtness</del> Kelly	Gunn	5:35.79
6A	Bain	Saratoga	5:36.8
7A	Desinger	Palo Alto	5:35.9
8A	Naughten	Homestead	5:37.8

TOP FOUR FINISHERS ADVANCE TO CCS MEET

RESULTS: (finals)

1. \_\_\_\_\_
2. \_\_\_\_\_
3. \_\_\_\_\_
4. \_\_\_\_\_
5. \_\_\_\_\_
6. \_\_\_\_\_
7. \_\_\_\_\_
8. \_\_\_\_\_

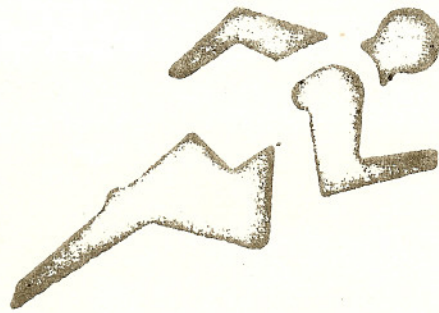
RESULTS; (finals)

1. \_\_\_\_\_
2. \_\_\_\_\_
3. \_\_\_\_\_
4. \_\_\_\_\_
5. \_\_\_\_\_
6. \_\_\_\_\_
7. \_\_\_\_\_
8. \_\_\_\_\_



EVENT  
NUMBER

19



EVENT  
NUMBER

19

BOYS MILE RELAY

Heat 1

1	-	
2	<del>Mt View</del>	<del>3:41</del>
3	Menlo	3:40.1
4	Homestead	3:35.4
5	Los Altos	3:39
6	Monta Vista	3:40.8
7	Saratoga	3:42
8	-	

Heat 2

1	Palo Alto	3:30.5
2	Gunn	3:30.5
3	Lynbrook	3:32.4
4	Carlmont	3:25.0
5	Santa Clara	3:30.0
6	Menlo Ath	3:28.7
7	Woodside	3:30.5
8	Fremont	3:32.5

TOP FOUR TIMES ADVANCE TO CCS MEET

RESULTS: (finals)

1. \_\_\_\_\_

2. \_\_\_\_\_

3. \_\_\_\_\_

4. \_\_\_\_\_

5. \_\_\_\_\_

6. \_\_\_\_\_

7. \_\_\_\_\_

8. \_\_\_\_\_

RESULTS: (finals)

1. \_\_\_\_\_

2. \_\_\_\_\_

3. \_\_\_\_\_

4. \_\_\_\_\_

5. \_\_\_\_\_

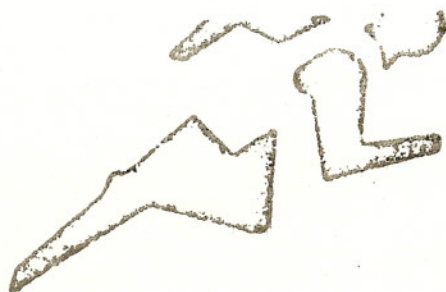
6. \_\_\_\_\_

7. \_\_\_\_\_

8. \_\_\_\_\_

EVENT  
NUMBER

20



EVENT  
NUMBER

20

GIRLS MILE RELAY

Heat 1

1	-	
2	Lynbrook	4:21.5
3	Woodside	4:18.5
4	Menlo Atherton	4:18.3
5	<del>Balo Alto</del>	<del>4:18.42</del>
6	St. Francis	4:20.8
7	Mt. View	4:23.28
8	-	

Heat 2

1	Milpitas	4:12.89
2	Santa Clara	4:09.9
3	Los Altos	4:08.66
4	Carlmont	4:00
5	Saratoga	4:05.0
6	Gunn	4:09.8
7	Homestead	4:11.3
8	San Carlos	4:15

TOP FOUR TIMES ADVANCE TO CCS MEET

RESULTS: (finals)

1. \_\_\_\_\_

2. \_\_\_\_\_

3. \_\_\_\_\_

4. \_\_\_\_\_

5. \_\_\_\_\_

6. \_\_\_\_\_

7. \_\_\_\_\_

8. \_\_\_\_\_

RESULTS: (finals)

1. \_\_\_\_\_

2. \_\_\_\_\_

3. \_\_\_\_\_

4. \_\_\_\_\_

5. \_\_\_\_\_

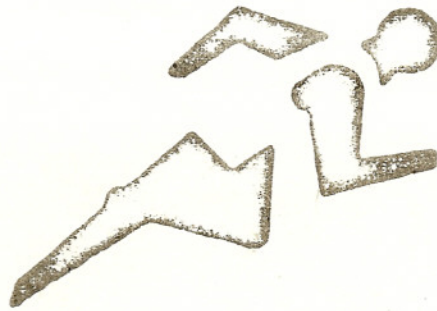
6. \_\_\_\_\_

7. \_\_\_\_\_

8. \_\_\_\_\_

EVENT  
NUMBER

21



EVENT  
NUMBER

21

BOYS SHOT PUT

FLIGHT 1

1	Oyster	Woodside	42-8 3/4
2	Toscanelli	San Carlos	43-1
3	Volta	Santa Clara	46-7 1/2
4	Carey	Mt. View	47-0
5	Turner	Menlo Ath	47-9 1/2

FLIGHT 2

1	Glenn	Mt. View	48-1
2	Ruden	Fremont	48-5
3	Hopkins	Lynbrook	50-0
4	Mohr	Los Altos	50-0 1/2
5	Creedon	Cupertino	51-1 1/2

FLIGHT 3

1	Shenk	Menlo Ather	51-5
2	Ellman	Gunn	51-6
3	Levy	Monta Vista	51-7 1/2
4	Foster	Saratoga	52-9 1/2
5	Campbell	Gunn	53-11
6	Tennyson	Cupertino	54-9 1/2

TOP SEVEN ADVANCE TO FINALS

TOP FOUR FROM FINALS ADVANCE TO CCS MEET

RESULTS: (finals)

1. \_\_\_\_\_

2. \_\_\_\_\_

3. \_\_\_\_\_

4. \_\_\_\_\_

5. \_\_\_\_\_

6. \_\_\_\_\_

7. \_\_\_\_\_

8. \_\_\_\_\_

RESULTS: (finals)

1. \_\_\_\_\_

2. \_\_\_\_\_

3. \_\_\_\_\_

4. \_\_\_\_\_

5. \_\_\_\_\_

6. \_\_\_\_\_

7. \_\_\_\_\_

8. \_\_\_\_\_

EVENT  
NUMBER

22



EVENT  
NUMBER

22

GIRLS SHOTPUT

Flight 1

1.	Totensen	Homestead	30-3½
2.	Popylisen	Lynbrook	31-0
3.	Pappas	Carlmont	31-0
4.	Leonard	Lynbrook	31-1
5.	Haasch	Menlo Ath	31-4 ¾

Flight 2

1	Elliot	Los Altos	31-10
2	Westerhold	Fremont	32-4.
3	Matson	Wilcox	32-6
4	Farris	Menlo Ath	32-10½
5	Michotti	Wilcox	34-2

Flight 3

1	Small	Cupertino	34-4
2	Vercher	Gunn	35-9
3	Petree	St. Francis	36-0
4	Beckenhaver	Los Atlos	38-10
5	Durshlag	San Carlos	41-8 ¾
6	Crisler	Gunn	43-6

TOP SEVEN ADVANCE TO FINALS

TOP FOUR ADVANCE TO CCS MEET

RESULTS: (finals)

1. \_\_\_\_\_
2. \_\_\_\_\_
3. \_\_\_\_\_
4. \_\_\_\_\_
5. \_\_\_\_\_
6. \_\_\_\_\_
7. \_\_\_\_\_
8. \_\_\_\_\_

RESULTS: (finals)

1. \_\_\_\_\_
2. \_\_\_\_\_
3. \_\_\_\_\_
4. \_\_\_\_\_
5. \_\_\_\_\_
6. \_\_\_\_\_
7. \_\_\_\_\_
8. \_\_\_\_\_

EVENT  
NUMBER

23



EVENT  
NUMBER

23

BOYS DISCUS

FLIGHT 1

1	Mohr	Los Altos	131-1
2	Creedon	Cupertino	138-0½
3	Fair	Homestead	139-3 3/4
4	Toscanelli	San Carlos	140-6
5	Levy	Monta Vista	140-10

FLIGHT 2

1	Turner	Menlo-Atherton	141-3
2	Chapter	Homestead	142-2½
3	Ellman	Gunn	146-1
4	Cyster	Woodside	146-8
5	Foster	Saratoga	147-3 3/4 4

FLIGHT 3

1	Casey	Mt. View	147-6 3
2	Harper	Palo Alto	147-10 5
3	Sherman	Mt. View	148-9
4	Campbell	Gunn	152-2 2 153'4"
5	Ruden	Fremont	153-5
6	Schenk	Menlo Ath	168-4½ 1 169'3"

TOP SEVEN ADVANCE TO FINALS

TOP FOUR FROM FINALS ADVANCE TO CCS MEET

RESULTS: (finals)


1. \_\_\_\_\_
2. \_\_\_\_\_
3. \_\_\_\_\_
4. \_\_\_\_\_
5. \_\_\_\_\_
6. \_\_\_\_\_
7. \_\_\_\_\_
8. \_\_\_\_\_

RESULTS: (finals)

1. \_\_\_\_\_
2. \_\_\_\_\_
3. \_\_\_\_\_
4. \_\_\_\_\_
5. \_\_\_\_\_
6. \_\_\_\_\_
7. \_\_\_\_\_
8. \_\_\_\_\_

EVENT  
NUMBER

24



EVENT  
NUMBER

24

GIRLS DISCUS

Flight 1

1	Berg	Carlmont	92-10
2	Brown	Mt. View	98-2
3	Chene	Los Altos	99-8
4	Barnes	Palo Alto	102-6
5	Barnes	San Carlos	103-2½

Flight 2

1	Haasch	Menlo Ath	105-7
2	Winding	St. Francis	109-6
3	Leonard	Lynbrook	111-4 3/4
4	Matson	Wilcox	112-11
5	Small	Cupertino	114-0 3/4

Flight 3

1	Petree	St. Francis	116-3 3/4
2	Beiderman	Santa Clara	123-4
3	Crisler	Gunn	123-7 131'8"
4	Markel	Fremont	124-3½
5	Westerhold	Fremont	125-8 3/4
6	Durschlag	San Carlos	147-4

TOP SEVEN ADVANCE TO FINALS

TOP FOUR FROM FINALS ADVANCE TO CCS MEET

RESULTS: (finals)

1. \_\_\_\_\_

2. \_\_\_\_\_

3. \_\_\_\_\_

4. \_\_\_\_\_

5. \_\_\_\_\_

6. \_\_\_\_\_

7. \_\_\_\_\_

8. \_\_\_\_\_

RESULTS: (finals)

1. \_\_\_\_\_

2. \_\_\_\_\_

3. \_\_\_\_\_

4. \_\_\_\_\_

5. \_\_\_\_\_


6. \_\_\_\_\_

7. \_\_\_\_\_

8. \_\_\_\_\_

EVENT  
NUMBER

25



EVENT  
NUMBER

25

BOYS LONG JUMP

Flight 1

1	Johnson	Palo Alto	19-10 $\frac{1}{2}$
2	Galvez	Menlo Ath	20-2
3	Cepeda	Fremont	20-2
4	Wilson	Santa Clara	20-4
5	Ajeman	Cupertino	20-4 $\frac{1}{2}$

Flight 2

1	Aspiras	Palo Alto	20-5
2	Walbrecht	San Carlos	20-7 $\frac{1}{2}$
3	Ron	Gunn	21-1 $\frac{1}{2}$ 6 21'7"
4	Hawkins	Wilcox	21-2 3 22'11"
5	Oliveros	Fremont	21-2

Flight 3

1	Mosley	Monta Vista	21-4 3/4
2	Hong	Wilcox	21-5 1 22'5"
3	Plaskett	Lynbrook	21-5 3/4
4	Stovall	Carlmont	21-8 $\frac{1}{2}$ 4 20'11 1/4
5	Fisher	Saratoga	21-9 $\frac{1}{2}$ 2 22'4"
6	Alexander	Menlo Ath	21-11 5 21'10 3/4

TOP SEVEN ADVANCE TO FINALS

TOP FOUR FROM FINALS ADVANCE TO CCS MEET

RESULTS: (finals)

1. \_\_\_\_\_
2. \_\_\_\_\_
3. \_\_\_\_\_
4. \_\_\_\_\_
5. \_\_\_\_\_
6. \_\_\_\_\_
7. \_\_\_\_\_
8. \_\_\_\_\_

RESULTS: (finals)

1. \_\_\_\_\_
2. \_\_\_\_\_
3. \_\_\_\_\_
4. \_\_\_\_\_
5. \_\_\_\_\_
6. \_\_\_\_\_
7. \_\_\_\_\_
8. \_\_\_\_\_

EVENT  
NUMBER

26

EVENT  
NUMBER

26



GIRLS LONG JUMP

FLIGHT 1

1	Vidakovits	St. Francis	15-7
2	Olson	Palo Alto	15-7
3	Vercher	Gunn	15-8½
4	Hauss	Santa Clara	16-1
5	Irving	Monta Vista	16-3

FLIGHT 2

1	Etherton	Carlomont	16-6½
2	Hoffman	Menlo Atherton	16-6½
3.	Durante	Homestead	16-6½
4	Nieder	Carlmont	16-8½
5	Miller	Santa Clara	16-8½

FLIGHT 3

1	Small	Cupertino	16-9½
2	Bray, R	Los Altos	16-10
3	Bray, H	Los Altos	17-3
4	Rossmann	St. Francis	17-5½
5	Miller	Fremont	17-7½
6	Brown	Woodside	19-1 3/4

TOP SEVEN ADVANCE TO FINALS

TOP FOUR ADVANCE TO CCS MEET

RESULTS: (finals)

1. \_\_\_\_\_
2. \_\_\_\_\_
3. \_\_\_\_\_
4. \_\_\_\_\_
5. \_\_\_\_\_
6. \_\_\_\_\_
7. \_\_\_\_\_
8. \_\_\_\_\_


RESULTS: (finals)

1. \_\_\_\_\_
2. \_\_\_\_\_
3. \_\_\_\_\_
4. \_\_\_\_\_
5. \_\_\_\_\_
6. \_\_\_\_\_
7. \_\_\_\_\_
8. \_\_\_\_\_



EVENT  
NUMBER

27



EVENT  
NUMBER

27

BOYS TRIPLE JUMP

Flight 1

1	Carlson	Monta Vista	41-4
2	Aspiras	Palo Alto	42-2
3	Sampson	Homestead	42-10½
4	Padilla	Cupertino	43-1
5	Willson	Santa Clara	43-3

Flight 2

1	Darden	Gunn	43-5 3/4
2	Murrai	Lynbrook	44-2
3	Stovall	Carlmont	44-6½
4	Chen	Mt. View	44-4½
5	Amos	Woodside	44-8

Flight 3

1	Bostic	Menlo Ath	44-10
2	Mosley	Monta Vista	45-2
3	Plaskett	Lynbrook	45-8
4	Berry	Carlmont	45-8½
5	Ron	Gunn	45-9½
6	Hong	Wilcox	46-7 3/4

TOP SEVEN ADVANCE TO FINALS

TOP FOUR FROM FINALS ADVANCE TO CCS MEET

RESULTS: (finals)


1. \_\_\_\_\_
2. \_\_\_\_\_
3. \_\_\_\_\_
4. \_\_\_\_\_
5. \_\_\_\_\_
6. \_\_\_\_\_
7. \_\_\_\_\_
8. \_\_\_\_\_

RESULTS: (finals)

1. \_\_\_\_\_
2. \_\_\_\_\_
3. \_\_\_\_\_
4. \_\_\_\_\_
5. \_\_\_\_\_
6. \_\_\_\_\_
7. \_\_\_\_\_
8. \_\_\_\_\_

EVENT  
NUMBER

28



EVENT  
NUMBER

28

GIRLS TRIPLE JUMP

FLIGHT 1

1	Ruinaro	Gunn	31-5½
2	Vercher	Gunn	31-11
3	Swanson	Los Altos	32-2¼
4	Reid	Palo Alto	32-4
5	Kempton	Gunn	32-8

FLIGHT 2

1	Michos	Woodside	33-4 3/4
2	Miller	Santa Clara	33-6½
3	Zwisler	Menlo Ath	33-8½
4	Whitmore	Lynbrook	34-2
5	Etherton	Carlmont	34-3

FLIGHT 3

1	Vidakovits	St. Francis	34-7½
2	Kraus	Lynbrook	35-4½
3	Wood	Cupertino	36-4
4	Durante	Homestead	36-10½
5	Ruden	Homestead	38-3
6	Brown	Woodside	38-3½

TOP SEVEN ADVANCE TO FINALS

TOP FOUR FROM FINALS ADVANCE TO CCS MEET

RESULTS: (finals)


1. \_\_\_\_\_
2. \_\_\_\_\_
3. \_\_\_\_\_
4. \_\_\_\_\_
5. \_\_\_\_\_
6. \_\_\_\_\_
7. \_\_\_\_\_
8. \_\_\_\_\_

RESULTS: (finals)

1. \_\_\_\_\_
2. \_\_\_\_\_
3. \_\_\_\_\_
4. \_\_\_\_\_
5. \_\_\_\_\_
6. \_\_\_\_\_
7. \_\_\_\_\_
8. \_\_\_\_\_

EVENT  
NUMBER

29



EVENT  
NUMBER

29

BOYS HIGH JUMP

1	Brown	Saratoga	5-6
2	Stewart	Los Altos	5-8
3	Robertson	Homestead	5-8
4	Steinbenc	Santa Clara	5-10
5	McCargo	Monta Vista	5-10
6	Parise	Menlo Ath	5-10
7	Dalton	Los Altos	6-0
8	Ajemian	Cupertino	6-0
9	Hopgood	Carlmont	6-2
10	Alexander	Palo Alto	6-2
11	Walbrecht	San Carlos	6-4
12	Gates	Monta Vista	6-4
13	Wilson	Santa Clara	6-4
14	DeHart	Carlmont	6-6
15	Sampson	Homestead	6-6½

RUN TO COMPLETION - TOP FOUR ADVANCE TO CCS MEET

STARTING HEIGHT: 5-6

RESULTS: (finals)

1. \_\_\_\_\_

2. \_\_\_\_\_

3. \_\_\_\_\_

4. \_\_\_\_\_

5. \_\_\_\_\_

6. \_\_\_\_\_

7. \_\_\_\_\_

8. \_\_\_\_\_

RESULTS: (finals)

1. \_\_\_\_\_

2. \_\_\_\_\_

3. \_\_\_\_\_

4. \_\_\_\_\_

5. \_\_\_\_\_


6. \_\_\_\_\_

7. \_\_\_\_\_

8. \_\_\_\_\_

EVENT  
NUMBER

30



EVENT  
NUMBER

30

GIRLS HIGH JUMP

1.	Kempton	Gunn	4-8
2.	Chase	Saratoga	4-10
3.	Ruinard	Gunn	4-10
4.	Liotta	Homestead	4-10
5.	Wood	Cupertino	4-10
6.	Frye	Sequoia	4-10
7.	Lewis	Los Altos	4-10
8.	Maeder	Mercy	5-0
9.	Zwisler	Menlo Ath	5-0
10.	Eadie	Palo Alto	5-0
11.	Capulli	Cupertino	5-0
12.	Brown	Woodside	5-0
13.	Vesely	Lynbrook	5-2
14.	Vidakovits	St. Francis	5-3
15.	Miller	Santa Clara	5-3
16.	Bray, R	Los Altos	5-4

RUN TO COMPLETION - TOP FOUR ADVANCE TO CCS MEET

STARTING HEIGHT: 4-8

RESULTS: (finals)

1. \_\_\_\_\_

2. \_\_\_\_\_

3. \_\_\_\_\_

4. \_\_\_\_\_

5. \_\_\_\_\_

6. \_\_\_\_\_

7. \_\_\_\_\_

8. \_\_\_\_\_

RESULTS: (finals)

1. \_\_\_\_\_

2. \_\_\_\_\_

3. \_\_\_\_\_

4. \_\_\_\_\_

5. \_\_\_\_\_

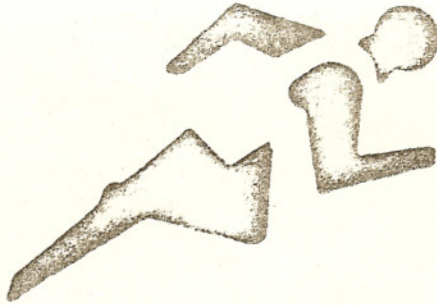
6. \_\_\_\_\_

7. \_\_\_\_\_

8. \_\_\_\_\_

EVENT  
NUMBER

31



EVENT  
NUMBER

31

VARSITY POLE VAULT

1	Laughlin	Palo Alto	12-0
2	Naito	Gunn	12-0
3	Pennell	Santa Clara	12-0
4	Signorello	San Carlos	12-0
5	Newton	Los Altos	12-0
6	King	Menlo Ath	12-0
7	Miller	Mt. View	12-0
8	Duvall	Menlo Ath	12-0
9	Robinson	Lynbrook	12-6
10	Avellar	Fremont	12-6
11	Galvez	Menlo Ath	13-0
12	Huber	Monta Vista	13-6
13	Bassett	Saratoga	14-0
14	Larson	Monta Vista	14-0
15	Bray	Mt. View	14-0
16	Kibort	Saratoga	15-6

RUN TO COMPLETION - TOP FOUR ADVANCE TO CCS MEET

STARTING HEIGHT: 12-0

RESULTS: (finals)

1. \_\_\_\_\_

2. \_\_\_\_\_

3. \_\_\_\_\_

4. \_\_\_\_\_

5. \_\_\_\_\_

6. \_\_\_\_\_

7. \_\_\_\_\_

8. \_\_\_\_\_

RESULTS: (finals)

1. \_\_\_\_\_

2. \_\_\_\_\_

3. \_\_\_\_\_

4. \_\_\_\_\_

5. \_\_\_\_\_

6. \_\_\_\_\_

7. \_\_\_\_\_

8. \_\_\_\_\_